

**STANDARD**

Pagina / Page	20	20	21	21	22
<b>Trecciato Braided</b>					
	<b>0001</b> R1A - DIN 1ST	<b>0002</b> R2A - DIN 2ST (R9)	<b>0011</b> R1T - DIN 1SN (DIN 2TE)		<b>0021</b> R2T - DIN 2SN (DIN 3TE)
Pagina / Page	22	23		24	24
<b>Trecciato Braided</b>			<b>Compact Compatto</b>		<b>Thermo plastic</b>
	<b>0022</b> R1AT / R2AT / 2SC / R16 DIN 1SN/2SN - (R17)	<b>001C</b> 1SC - 2SC - 1SN		<b>001K</b> 1SC (R17)	<b>0007</b> R7 (R8 / R6)
Pagina / Page	25	25		26	26
<b>Tessile Textile</b>			<b>Spiral</b>		
	<b>0003</b> SAE 100 R3 SAE 100 R5 (O4 to 16)	<b>0006</b> SAE 100 R6		<b>0009</b> R9 - DIN 4SP all DIN 4SH for 12 - 16	<b>004H</b> DIN 20023 4SH
Pagina / Page	27		30	32	32
<b>BSP 60°</b>		<b>BSP 60° rolled nut</b>			
	<b>0350</b> BSP MALE 60° seat <b>AGR</b>		<b>0051</b> BSP FEMALE 60° R <b>DKR</b>	<b>0151</b> 90° Swept Elbow R <b>DKR-90°</b>	<b>0251</b> 45° Swept Elbow R <b>DKR-45°</b>
					<b>2301 / 2321</b> 90° K Swept Elbow R <b>DKR-90°K</b>
Pagina / Page	29	31	31	33	33
<b>BSP 60° thrust wire nut</b>					
	<b>0050</b> BSP FEMALE 60° TW <b>DKR</b>	<b>0150</b> 90° Swept Elbow TW <b>DKR-90°</b>	<b>0150S</b> 90° Swept Elbow TW <b>DKR-90°</b>	<b>0250</b> 45° Swept Elbow TW <b>DKR-45°</b>	<b>0250S</b> 45° Swept Elbow TW <b>DKR-45°</b>
					<b>2300</b> 90° K Swept Elbow TW <b>DKR-90°K</b>
Pagina / Page	35	35	35	28	28
<b>BSP 60° loose back nut</b>				<b>BSP flat</b>	
	<b>0052</b> BSP FEMALE 60° L <b>DKR</b>	<b>0152</b> 90° Swept Elbow L <b>DKR-90°</b>	<b>0252</b> 45° Swept Elbow L <b>DKR-45°</b>		<b>0345</b> BSP MALE flat seat <b>AGR-F</b>
					<b>0060</b> BSP FEMALE flat seat <b>DKR-F</b>

Dimensions and general characteristics may be changed at any time without prior notice.

Data contained herein are for information purpose only, and it does not enlarge, amend or imply any warranty other than provided by us with the product. Any use of the product not in conformance with our instructions may be dangerous.

**STANDARD**

Pagina / Page	36	36	36		38	
<b>BSP 60° rolled nut O'R</b>						
	<b>0041</b>	<b>0141</b>	<b>0241</b>		<b>0360</b>	
	BSP FEMALE 60° R	90° Swept Elbow R	45° Swept Elbow R		BSPT MALE 60° seat	
	<b>DKR OR</b>	<b>DKR-90° OR</b>	<b>DKR-45° OR</b>		<b>AGR-K</b>	
Pagina / Page	39	39		40	40	
<b>NPTF</b>						
	<b>0370</b>	<b>N051</b>		<b>005F</b>	<b>005R</b>	
	NPTF MALE 60° seat	NPSM FEMALE		Dowty Seal	O'Ring Seal	
	<b>AGN</b>	<b>DKN</b>				
Pagina / Page	37		37		38	
<b>BSP banjo</b>		<b>BSP 90° compact forged</b>				
	<b>1400</b>		<b>2320</b>		<b>035G</b>	
	BSP BANJO		90° K Swept Elbow TW		60° seat - swivel	
	<b>RNR</b>		<b>DKR-90° K</b>		<b>AGR-RO</b>	
Pagina / Page	41		43	45	47	47
<b>JIC 37°</b>		<b>JIC 37° rolled nut</b>				
	<b>0850</b>		<b>0901</b>	<b>0951</b>	<b>1001</b>	<b>0901D</b>
	JIC MALE 37°		JIC FEMALE 37° R	90° Swept Elbow R	45° Swept Elbow R	FEMALE 37° R back Hex
	<b>AGJ</b>		<b>DKJ</b>	<b>DKJ-90°</b>	<b>DKJ-45°</b>	<b>DKJ</b>
Pagina / Page	42	44	44	46	46	48
<b>JIC 37° thrust wire nut</b>						
	<b>0900</b>	<b>0950</b>	<b>0950S</b>	<b>1000</b>	<b>1000S</b>	<b>2950</b>
	JIC FEMALE 37° TW	90° Swept Elbow TW	90° Swept Elbow TW	45° Swept Elbow TW	45° Swept Elbow TW	90° K Swept Elbow TW
	<b>DKJ</b>	<b>DKJ-90°</b>	<b>DKJ-90°</b>	<b>DKJ-45°</b>	<b>DKJ-45°</b>	<b>DKJ-90° K</b>
Pagina / Page	49	49	49		48	
<b>JIC 37° loose back nut</b>						
	<b>0902</b>	<b>0952</b>	<b>1002</b>		<b>2971</b>	
	JIC FEMALE 37° L	90° Swept Elbow L	45° Swept Elbow L		90° K Swept Elbow R	
	<b>DKJ</b>	<b>DKJ-90°</b>	<b>DKJ-45°</b>		<b>DKJ-90° K</b>	

Dimensions and general characteristics may be changed at any time without prior notice.

Data contained herein are for information purpose only, and it does not enlarge, amend or imply any warranty other than provided by us with the product. Any use of the product not in conformance with our instructions may be dangerous.

**STANDARD**

Pagina / Page	50	50	50		
<b>SAE Boss</b>					
	<b>0385</b> SAE MALE OR <b>SAE-OR</b>	<b>0390</b> SWIVEL MALE <b>Boss</b>	<b>0395</b> 90° SWIVEL MALE <b>Boss-90°</b>		
Pagina / Page	51	52	52		
<b>Inverted Flare</b>					
	<b>IF00</b> Inverted Flare <b>SIF</b>	<b>IF90</b> Inverted Flare 90° <b>SIF-90°</b>	<b>IF45</b> Inverted Flare 45° <b>SIF-45°</b>		
Pagina / Page	53	54	55	56	
<b>Metric 60°</b>					
	<b>0400</b> METRIC MALE 60° <b>AGM</b>	<b>0100</b> FEMALE 60° <b>DKM</b>	<b>0200</b> 90° Swept Elbow <b>DKM-90°</b>	<b>0300</b> 45° Swept Elbow <b>DKM-45°</b>	
Pagina / Page	57		59	61-62	63-64
<b>Metric Din 24° CEL</b>		<b>Metric Din 24° DKOL</b>			
	<b>0500</b> METRIC MALE 24° <b>CEL</b>		<b>0085</b> FEMALE 24° OR <b>DKOL</b>	<b>0185</b> 90° Swept Elbow OR <b>DKOL-90°</b>	<b>0285</b> 45° Swept Elbow OR <b>DKOL-45°</b>
Pagina / Page	58		60	62	64
<b>Metric Din 24° CES</b>		<b>Metric Din 24° DKOS</b>			
	<b>0450</b> METRIC MALE 24° <b>CES</b>		<b>0084</b> FEMALE 24° OR <b>DKOS</b>	<b>0184</b> 90° Swept Elbow OR <b>DKOS-90°</b>	<b>0284</b> 45° Swept Elbow OR <b>DKOS-45°</b>
Pagina / Page	65	65	66		66
<b>Metric Din 24° DKL</b>				<b>Metric banjo</b>	
	<b>0035</b> FEMALE 24° <b>DKL</b>	<b>0135</b> 90° Swept Elbow <b>DKL 90°</b>	<b>0235</b> 45° Swept Elbow <b>DKL 45°</b>		<b>1350</b> METRIC BANJO <b>RNM</b>

Dimensions and general characteristics may be changed at any time without prior notice.

Data contained herein are for information purpose only, and it does not enlarge, amend or imply any warranty other than provided by us with the product. Any use of the product not in conformance with our instructions may be dangerous.

**STANDARD**

Pagina / Page	67	67	68	68		
<b>French GAZ</b>						
	<b>0430</b> French MALE GAZ <b>CEF</b>	<b>0530</b> Standpipe GAZ <b>BEF</b>	<b>0030</b> French FEMALE GAZ <b>DKF</b>	<b>0130</b> 90° Swept Elbow GAZ <b>DKF-90°</b>		
Pagina / Page	69	70	71	72	72	
<b>Metric standpipe</b>				<b>Metric Karchere</b>		
	<b>0550</b> Metric Standpipe <b>BES-BEL</b>	<b>0650</b> Metric Standpipe 90° <b>BES-BEL 90°</b>	<b>0750</b> Metric Standpipe 45° <b>BES-BEL 45°</b>		<b>FK50</b> SWIVEL FEMALE Karcher	<b>FN50</b> Insert for gun Karcher
Pagina / Page	73			73		72
<b>Kobelco Male</b>			<b>Male for Agric. Valves</b>		<b>Steko Male</b>	
	<b>KO5B</b> KOBELCO Metric Male <b>KOB</b>			<b>0438</b> M18 for agric. valves <b>CGM</b>		<b>0398</b> Staple Lock <b>STN</b>
Pagina / Page	75	75	76	77		74
<b>ORFS crimped nut</b>					<b>ORFS</b>	
	<b>S050</b> ORFS FEMALE <b>ORFS</b>	<b>S05T</b> FEMALE back Hexagon <b>ORFS</b>	<b>S150</b> 90° Swept Elbow <b>ORFS 90°</b>	<b>S250</b> 45° Swept Elbow <b>ORFS 45°</b>		<b>S350</b> ORFS MALE <b>ORFS</b>
Pagina / Page	78	79	79			78
<b>JIS Toyota</b>					<b>JIS Nissan</b>	
	<b>0930</b> JIS TOYOTA <b>JIS-T</b>	<b>0980S</b> JIS TOYOTA <b>JIS-T 90°</b>	<b>1030S</b> JIS TOYOTA <b>JIS-T 45°</b>			<b>0920</b> JIS NISSAN <b>JIS-N</b>
Pagina / Page	80	80	81	81	81	81
<b>JIS Komatsu</b>						
	<b>0940</b> JIS KOMATSU <b>JIS-K</b>	<b>0990S</b> JIS KOMATSU <b>JIS-K 90°</b>	<b>1040S</b> JIS KOMATSU <b>JIS-K 45°</b>	<b>1250</b> KOMATSU <b>JIS-KF</b>	<b>1050</b> KOMATSU 90° <b>JIS-KF 90°</b>	<b>1150</b> KOMATSU 45° <b>JIS-KF 45°</b>

Dimensions and general characteristics may be changed at any time without prior notice.

Data contained herein are for information purpose only, and it does not enlarge, amend or imply any warranty other than provided by us with the product. Any use of the product not in conformance with our instructions may be dangerous.

● ● ● ● ● ● **STANDARD**

Pagina / Page	82	83	84	82	83	84
<b>SAE 3000</b>						
	<b>1260</b>	<b>1060</b>	<b>1160</b>	<b>1250</b>	<b>1050</b>	<b>1150</b>
	3000 psi SOLID <b>SFL</b>	3000 psi SOLID 90° <b>SFL 90°</b>	3000 psi SOLID 45° <b>SFL 45°</b>	3000 psi Welded <b>SFL</b>	3000 psi Welded 90° <b>SFL 90°</b>	3000 psi Welded 45° <b>SFL 45°</b>

Pagina / Page	85	86	87	85	86	87
<b>SAE 6000</b>						
	<b>1310</b>	<b>1110</b>	<b>1210</b>	<b>1300</b>	<b>1100</b>	<b>1200</b>
	6000 psi SOLID <b>SFS</b>	6000 psi SOLID 90° <b>SFS 90°</b>	6000 psi SOLID 45° <b>SFS 45°</b>	6000 psi Welded <b>SFS</b>	6000 psi Welded 90° <b>SFS 90°</b>	6000 psi Welded 45° <b>SFS 45°</b>

Pagina / Page	89	89	88	88	88			
<b>SAE long drop</b>			<b>CAT flanges</b>					
				<b>FS3L</b>	<b>FS6L</b>	<b>130S</b>	<b>110S</b>	<b>120S</b>
				3000 psi SOLID 90° <b>SFL 90° L</b>	6000 psi SOLID 90° <b>SFS 90° L</b>	9000 psi SOLID <b>SFC</b>	9000 psi SOLID 90° <b>SFC 90°</b>	9000 psi SOLID 45° <b>SFC 45°</b>

Pagina / Page	90	90		
<b>Blank</b>		<b>Junction</b>		
			<b>INBK</b>	<b>D050</b>
			Blank Insert	HOSE JUNCTION

Pagina / Page	90A	90A	90A	90A	90B
<b>Specials</b>	<b>PAINT SPRAY</b>	<b>AIR</b>	<b>PTFE SMOOTH</b>	<b>PTFE CONV</b>	<b>CO2 Female</b>
	<b>0011PS</b>	<b>0003A</b>	<b>PTFE</b>	<b>PTFE* C</b>	<b>0081</b>
	Paint Spray Ferrule	Air Ferrule	PTFE - Smooth Ferrule	PTFE - Conv Ferrule	CO2 Female

Pagina / Page	90B	90B	90C	90C	90C			
<b>Specials</b>			<b>BSP 60° loose back nut O'Ring</b>					
				<b>5550</b>	<b>5650</b>	<b>0042</b>	<b>0142</b>	<b>0242</b>
				Imperial Standpipe Straight	Imperial Standpipe Swept 90°	BSP FEMALE 60° L <b>DKR O'Ring</b>	90° Swept Elbow L <b>DKR-90° O'Ring</b>	45° Swept Elbow L <b>DKR-45° O'Ring</b>

Dimensions and general characteristics may be changed at any time without prior notice.

Data contained herein are for information purpose only, and it does not enlarge, amend or imply any warranty other than provided by us with the product. Any use of the product not in conformance with our instructions may be dangerous.

**0001 SWAGED FERRULE (skive)**

 per Tubo / for Hose - **R1A - 1ST**


part number	hose I.D.		Dimension			skive	valid for	List Price
	in	mm	D	L	d	length		£
0001-03	3/16	4.8	17.5	27.0	10.5	20	R1A/1ST	0.69
0001-04	1/4	6.4	20.0	30.2	13.5	23	R1A/1ST	0.60
0001-05	5/16	7.9	22.0	30.7	14.4	23	R1A/1ST	0.75
0001-06	3/8	9.5	24.0	32.0	16.5	24	R1A/1ST	0.68
0001-08	1/2	12.7	28.5	34.0	20.5	25	R1A/1ST	0.95
0001-10	5/8	15.9	32.0	37.0	23.8	27	R1A/1ST	1.67
0001-12	3/4	19	36.0	43.0	27.6	31	R1A/1ST	1.75
0001-16	1	25.4	43.0	50.0	34.7	37	R1A/1ST	3.71
0001-20	1.1/4	31.8	52.0	57.0	42.4	46	R1A/1ST	5.77
0001-24	1.1/2	38.1	57.0	63.0	48.0	44	R1A/1ST	8.11
0001-32	2	50.8	70.6	78.0	61.2	60	R1A/1ST	14.40

**0002 SWAGED FERRULE (skive)**

 per Tubo / for Hose - **R2A - 2ST - R9**


part number	hose I.D.		Dimension			skive	valid for	List Price
	in	mm	D	L	d	length		£
0002-03	3/16	4.8	20.0	27.0	12.3	21	R2A/2ST	0.88
0002-04	1/4	6.4	21.0	30.0	14.1	22	R2A/2ST	0.60
0002-05	5/16	7.9	24.0	30.0	15.8	22	R2A/2ST	0.78
0002-06	3/8	9.5	25.4	32.0	18.0	24	R2A/2ST - R9	0.72
0002-08	1/2	12.7	30.0	34.0	22.0	25	R2A/2ST - R9	1.31
0002-10	5/8	15.9	34.0	37.0	25.9	27	R2A/2ST	1.72
0002-12	3/4	19	38.0	43.0	29.2	31	R2A/2ST - R9	1.94
0002-16	1	25.4	46.0	50.0	36.5	37	R2A/2ST - R9	3.71
0002-20	1.1/4	31.8	56.0	59.0	45.2	43	R2A/2ST	6.97
0002-24	1.1/2	38.1	62.0	63.0	51.9	45	R2A/2ST	10.22
0002-32	2	50.8	75.0	79.0	64.5	61	R2A/2ST	16.08

**0011 SWAGED FERRULE (non skive)**

per Tubo / for Hose - R1AT - 1SN

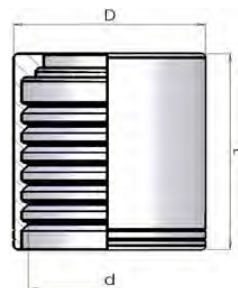


part number	hose I.D.		Dimension			skive	valid for	List Price
	in	mm	D	L	d	length		£
0011-03	3/16	4.8	19.0	26.0	12.8	NO	R1AT/1SN	0.98
0011-05	5/16	7.9	22.0	30.0	15.9	NO	R1AT/1SN	0.72
0011-16	1	25.4	43.0	50.0	36.8	NO	R1AT/1SN	3.25
0011-20	1.1/4	31.8	53.0	59.0	45.0	NO	R1AT/1SN	7.17
0011-24	1.1/2	38.1	58.0	73.0	52.0	NO	R1AT/1SN	11.74
0011-32	2	50.8	73.0	77.0	65.5	NO	R1AT/1SN	15.24

**SUPERCEDED BY 0022 / 001C**

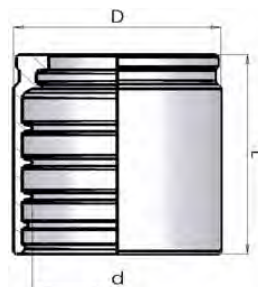
**0021 SWAGED FERRULE (non skive)**

per Tubo / for Hose - R2AT - 2SN



part number	hose I.D.		Dimension			skive length	valid for	List Price £
	in	mm	D	L	d			
0021-05	5/16	7.9	24.0	30.5	17.5	NO	R2AT/2SN	0.75
0021-16	1	25.4	46.0	50.0	39.0	NO	R2AT/2SN	3.36
0021-20	1.1/4	31.8	56.0	59.0	49.2	NO	R2AT/2SN	7.86
0021-24	1.1/2	38.1	65.0	70.0	56.0	NO	R2AT/2SN	11.74
0021-32	2	50.8	76.0	78.0	68.8	NO	R2AT/2SN	15.24

**SUPERCEDED BY 0022**
**0022 SWAGED FERRULE (non skive)**

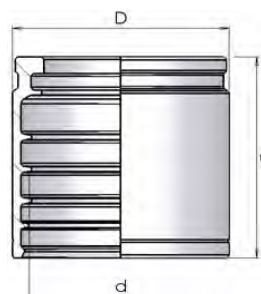
 per Tubo / for Hose - R1AT - 1SN - R2AT - 2SN - 2SC  
 R16 - R17 (2 Trecce)


part number	hose I.D.		Dimension			skive length	valid for	List Price £
	in	mm	D	L	d			
0022-03	3/16	4.8	21.0	25.6	14.6	NO	R1AT/R2AT/2SC/R16	0.92
0022-04	1/4	6.4	22.0	28.0	15.8	NO	R1AT/R2AT/2SC/R16	0.72
0022-05	5/16	7.9	24.0	28.0	17.5	NO	R1AT/R2AT/2SC/R16	0.78
0022-06	3/8	9.5	26.5	28.0	20.0	NO	R1AT/R2AT/2SC/R16	0.87
0022-08	1/2	12.7	30.0	31.0	23.3	NO	R1AT/R2AT/2SC/R17/R16	1.11
0022-10	5/8	15.9	33.0	31.0	26.5	NO	R1AT/R2AT/2SC/R17/R16	1.51
0022-12	3/4	19	37.0	38.0	30.4	NO	R1AT/R2AT/2SC/R17/R16	2.26
0022-16	1	25.4	46.0	47.5	39.0	NO	R1AT/R2AT/2SC/R17/R16	4.17
0022-20	1.1/4	31.8	58.0	56.0	49.4	NO	R1AT/R2AT/2SC/R17/R16	10.03
0022-24	1.1/2	38.1	65.6	66.0	55.9	NO	R1AT/R2AT/2SC/R17/R16	16.22
0022-32	2	50.8	78.6	73.0	68.6	NO	R1AT/R2AT/2SC/R17/R16	21.63



**001C SWAGED FERRULE (non skive)**

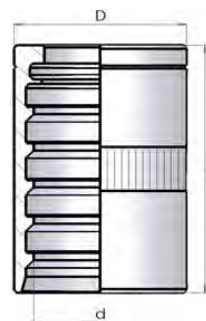
per Tubo / for Hose - 1SC - 2SC - 1SN



part number	hose I.D.		Dimension			skive	valid for	List Price
	in	mm	D	L	d	length		£
001C-04	1/4	6.4	20	26	14.3	NO	1SC - 2SC - 1SN	0.90
001C-05	5/16	7.9	22	26	16.1	NO	1SC - 2SC - 1SN	1.01
001C-06	3/8	9.5	24	26	18.4	NO	1SC - 2SC - 1SN	1.06
001C-08	1/2	12.7	28	28	21.7	NO	1SC - 2SC - 1SN	1.34
001C-10	5/8	15.9	32	29	25.0	NO	1SC - 2SC - 1SN	1.83
001C-12	3/4	19	35	35	28.7	NO	1SC - 2SC - 1SN	1.83
001C-16	1	25.4	44	44	36.7	NO	1SC - 2SC - 1SN	4.81

**001K SWAGED FERRULE (non skive)**

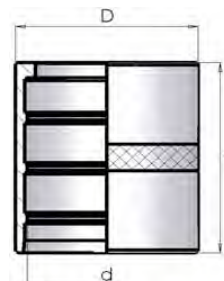
per Tubo / for Hose - 1SC - R17 (1 treccia)



part number	hose I.D.		Dimension			skive length	valid for	List Price £
	in	mm	D	L	d			
001K-04	1/4	6.4	18.0	30.0	13.0	NO	1SC - R17	0.54
001K-05	5/16	7.9	20.0	30.5	15.0	NO	1SC - R17	
001K-06	3/8	9.5	22.0	34.0	17.0	NO	1SC - R17	0.70
001K-08	1/2	12.7	25.5	34.0	19.8	NO	1SC	0.93
001K-10	5/8	15.9	28.0	37.0	23.0	NO	1SC	1.34
001K-12	3/4	19	32.0	42.5	26.4	NO	1SC	1.80
001K-16	1	25.4	40.0	50.0	34.5	NO	1SC	6.39

**0007 SWAGED FERRULE (non skive)**

per Tubo / for Hose - R7 - R8 - R6 - 1TE



part number	hose I.D.		Dimension			skive length	valid for	List Price £
	in	mm	D	L	d			
0007-03	3/16	4.8	14.0	27.0	10.6	NO	R7-R8-1TE	0.71
0007-04	1/4	6.4	17.0	29.0	13.5	NO	R6-R7-R8-1TE	0.66
0007-05	5/16	7.9	19.0	30.0	15.2	NO	R6-R7-R8-1TE	0.72
0007-06	3/8	9.5	21.0	31.0	16.8	NO	R6-R7-R8-1TE	0.78
0007-08	1/2	12.7	25.4	34.0	20.8	NO	R6-R7-R8-1TE	1.15
0007-10	5/8	15.9	28.5	36.0	24.0	NO	R6-R7-R8-1TE	1.93
0007-12	3/4	19	32.0	36.0	27.8	NO	R7-R8-1TE	2.10
0007-16	1	25.4	40.0	50.0	34.5	NO	R7-R8-1TE	4.04

chiedere per diametri di pressatura tubo R8 - ask for R8 swaging diameters

### 0003 SWAGED FERRULE (non skive)

per Tubo / for Hose - R3



part number	hose I.D.		Dimension			skive	valid for	List Price
	in	mm	D	L	d	length		£
0003-03	3/16	4.8	14.0	27.0	10.6	NO	R3	1.98
0003-04	1/4	6.4	19.0	29.0	15.2	NO	R3	1.33
0003-05	5/16	7.9	22.0	30.0	18.4	NO	R3	1.83
0003-06	3/8	9.5	24.0	31.0	19.9	NO	R3	1.80
0003-08	1/2	12.7	28.5	34.0	24.7	NO	R3	2.19
0003-10	5/8	15.9	32.0	36.0	27.9	NO	R3	2.26
0003-12	3/4	19	38.0	42.0	32.6	NO	R3	3.07
0003-16	1	25.4	46.0	50.0	39.5	NO	R3	5.45
0003-20	1.1/4	31.8	52.0	57.0	46.0	NO	R3	14.53

### 0006 SWAGED FERRULE (non skive)

per Tubo / for Hose - R6



part number	hose I.D.		Dimension			skive	valid for	List Price
	in	mm	D	L	d	length		£
0006-03	3/16	4.8	17.0	25.0	12.0	NO	R6	2.65
0006-04	3/8	9.5	17.0	30.0	14.0	NO	R6	1.61
0006-12	3/4	19	31.0	38.0	27.5	NO	R6	3.47
0006-16	1	25.4	37.0	45.0	33.5	NO	R6	13.44

**0009 SWAGED FERRULE (skive)**

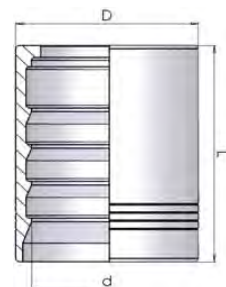
per Tubo / for Hose - R9 - 4SP - 4SH



part number	hose I.D.		Dimension			skive	valid for	List Price
	in	mm	D	L	d	length		£
0009-04	1/4	6.4	21.0	30.0	15.3	22	R9 - DIN 4SP	1.17
0009-06	3/8	9.5	25.4	33.5	18.3	26	R9 - DIN 4SP	0.90
0009-08	1/2	12.7	30.0	36.0	22.0	28	R9 - DIN 4SP	1.25
0009-10	5/8	15.9	34.0	40.0	25.7	31	R9 - DIN 4SP	2.40
0009-12	3/4	19	38.0	43.0	29.4	34	R9 - DIN 4SP - 4SH	2.36
0009-16	1	25.4	46.0	60.0	36.1	48	R9 - DIN 4SP - 4SH	4.11
0009-20	1.1/4	31.8	56.0	66.0	46.7	54	R9 - DIN 4SP	7.81
0009-24	1.1/2	38.1	67.0	76.5	55.7	62	R9 - DIN 4SP	14.34
0009-32	2	50.8	80.0	79.8	68.8	64	R9 - DIN 4SP	18.63

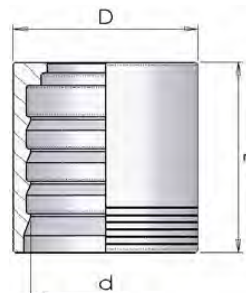
**004H SWAGED FERRULE (skive)**

per Tubo / for Hose - 4SH



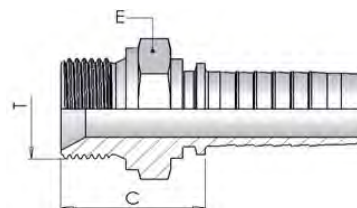
part number	hose I.D.		Dimension			skive	valid for	List Price
	in	mm	D	L	d	length		£
004H-20	1.1/4	31.8	52.0	66.0	43.0	54	DIN 4SH	8.49
004H-24	1.1/2	38.1	62.0	76.5	50.4	62	DIN 4SH	11.97
004H-32	2	50.8	75.0	79.8	65.5	64	DIN 4SH	23.47

**0013S Swaged Ferrule (skive)**

 per tubo / for hose:  
R13


part number	hose I.D.		Dimension			skive	valid for	List Price
	in	mm	D	L	d	length		£
0013S04	1/4	6.4	26.0	40.0	17.8		R13	4.21
0013S06	3/8	9.5	30.0	38.5	21.4		R13	5.26
0013S08	1/2	12.7	35.0	46.0	24.3		R13	5.26
0013S12	3/4	19	39.0	43.0	30.2		R13	9.94
0013S16	1	25.4	47.0	60.0	36.9		R13	

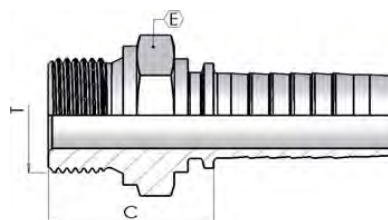
**0350** **BSP MALE PARALLEL 60° CONE**  
(AGR)



part number	hose I.D.		Dimension				List Price
			dash size	thread	hex	cut-off	£
	in	mm		T	E	C	
0350-03-02	3/16	4.8	03	1/8-28	14	21	1.72
0350-03-04	3/16	4.8	03	1/4-19	19	26	1.96
0350-04-02	1/4	6.4	04	1/8-28	14	21	1.85
0350-04-04	1/4	6.4	04	1/4-19	19	27	0.98
0350-04-06	1/4	6.4	04	3/8-19	22	28	1.62
0350-04-08	1/4	6.4	4	1/2-14	35	32	4.02
0350-05-04	5/16	7.9	05	1/4-19	19	27	2.04
0350-05-06	5/16	7.9	05	3/8-19	22	28	1.51
0350-05-08	5/16	7.9	05	1/2-14	27	32	4.13
0350-06-04	3/8	9.5	06	1/4-19	19	27	2.06
0350-06-06	3/8	9.5	06	3/8-19	22	29	1.21
0350-06-08	3/8	9.5	06	1/2-14	27	32	2.04
0350-08-06	1/2	12.7	08	3/8-19	22	29	2.06
0350-08-08	1/2	12.7	08	1/2-14	27	33	1.68
0350-08-10	1/2	12.7	08	5/8-14	30	34	4.21
0350-08-12	1/2	12.7	08	3/4-14	32	35	3.98
0350-10-08	5/8	15.9	10	1/2-14	27	33	4.55
0350-10-10	5/8	15.9	10	5/8-14	30	35	2.94
0350-10-12	5/8	15.9	10	3/4-14	32	35	3.54
0350-12-12	3/4	19	12	3/4-14	32	36	2.89
0350-12-16	3/4	19	12	1-11	41	39	9.94
0350-16-16	1	25.4	16	1-11	41	40	6.33
0350-16-20	1	25.4	16	1.1/4-11	50	44	16.25
0350-20-16	1.1/4	31.8	20	1-11	41	41	56.77
0350-20-20	1.1/4	31.8	20	1.1/4-11	50	45	12.91
0350-20-24	1.1/4	31.8	20	1.1/2-11	55	46	22.22
0350-24-24	1.1/2	38.1	24	1.1/2-11	55	46	16.63
0350-24-32	1.1/2	38.1	24	2-11	70	54	40.39
0350-32-24	2	50.8	32	1.1/2-11	65	50	
0350-32-32	2	50.8	32	2-11	70	54	28.10

**0345 BSP MALE - FLAT SEAT**

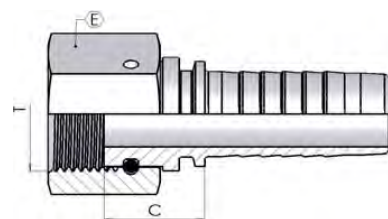
(AGR-F)



part number	hose I.D.		Dimension				List Price
			dash size	thread	hex	cut-off	
	in	mm		T	E	C	£
0345-03-02	3/16	4.8	03	1/8-28	14	21	3.28
0345-04-04	1/4	6.4	04	1/4-19	19	27	2.17
0345-04-06	1/4	6.4	04	3/8-19	22	28	3.07
0345-05-06	5/16	7.9	05	3/8-19	22	28	2.94
0345-06-06	3/8	9.5	06	3/8-19	22	29	2.21
0345-06-08	3/8	9.5	06	1/2-14	27	32	2.68
0345-08-08	1/2	12.7	08	1/2-14	27	33	2.66
0345-08-10	1/2	12.7	08	5/8-14	30	35	
0345-08-12	1/2	12.7	08	3/4-14	32	35	
0345-10-10	5/8	15.9	10	5/8-14	30	35	5.29
0345-10-12	5/8	15.9	10	3/4-14	32	35	
0345-12-12	3/4	19	12	3/4-14	32	36	5.38
0345-12-16	3/4	19	12	1-11	41	39	36.17
0345-16-16	1	25.4	16	1-11	41	40	9.47

**0060 BSP FEMALE FLAT SEAL**

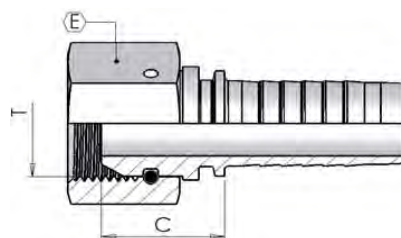
(DKR-F)



part number	hose I.D.		Dimension				List Price
			dash size	thread	hex	cut-off	
	in	mm		T	E	C	£
0060-04-04	1/4	6.4	04	1/4-19	19	14	1.75
0060-04-06	1/4	6.4	04	3/8-19	22	15	2.35
0060-05-04	5/16	7.9	05	1/4-19	19	14	
0060-05-06	5/16	7.9	05	3/8-19	22	15	2.54
0060-05-08	5/16	7.9	05	1/2-14	27	17	2.70
0060-06-06	3/8	9.5	06	3/8-19	22	15	1.65
0060-06-08	3/8	9.5	06	1/2-14	27	16	2.15
0060-08-08	1/2	12.7	08	1/2-14	27	16	2.04
0060-08-10	1/2	12.7	08	5/8-14	30	16	
0060-08-12	1/2	12.7	08	3/4-14	32	23	4.02
0060-10-10	5/8	15.9	10	5/8-14	30	16	4.51
0060-10-12	5/8	15.9	10	3/4-14	32	20	4.42
0060-12-12	3/4	19	12	3/4-14	32	21	3.52
0060-12-16	3/4	19	12	1-11	38	23	6.20
0060-16-16	1	25.4	16	1-11	38	22	8.49
0060-24-24	1.1/2	38.1	24	1.1/2-11	55	27	66.82

**0050 BSP FEMALE 60° CONE THRUST-WIRE NUT**

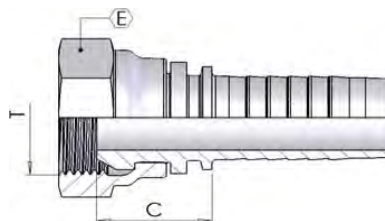
(DKR)



part number	hose I.D.		Dimension				List Price £
	in	mm	dash size	thread T	hex E	cut-off C	
0050-03-02	3/16	4.8	03	1/8-28	14	15	1.47
0050-03-04	3/16	4.8	03	1/4-19	19	17	1.75
0050-04-02	1/4	6.4	04	1/8-28	14	15	1.62
0050-04-04	1/4	6.4	04	1/4-19	19	17	0.85
0050-04-06	1/4	6.4	04	3/8-19	22	19	1.24
0050-04-08	1/4	6.4	04	1/2-14	27	22	
0050-05-04	5/16	7.9	05	1/4-19	19	17	1.85
0050-05-06	5/16	7.9	05	3/8-19	22	19	1.44
0050-06-04	3/8	9.5	06	1/4-19	19	17	1.44
0050-06-06	3/8	9.5	06	3/8-19	22	19	0.95
0050-06-08	3/8	9.5	06	1/2-14	27	22	1.60
0050-08-06	1/2	12.7	08	3/8-19	22	20	2.32
0050-08-08	1/2	12.7	08	1/2-14	27	23	1.42
0050-08-10	1/2	12.7	08	5/8-14	30	20	3.47
0050-08-12	1/2	12.7	08	3/4-14	32	27	5.15
0050-10-10	5/8	15.9	10	5/8-14	30	20	2.59
0050-10-12	5/8	15.9	10	3/4-14	32	25	3.59
0050-12-08	3/4	19	12	1/2-14	27	24	
0050-12-12	3/4	19	12	3/4-14	32	25	2.44
0050-12-16	3/4	19	12	1-11	38	26	6.29
0050-16-12	1	25.4	16	3/4-14	32	27	13.28
0050-16-16	1	25.4	16	1-11	38	27	4.18
0050-16-20	1	25.4	16	1.1/4-11	50	30	12.26
0050-20-20	1.1/4	31.8	20	1.1/4-11	50	32	8.80
0050-20-24	1.1/4	31.8	20	1.1/2-11	55	34	20.23
0050-24-24	1.1/2	38.1	24	1.1/2-11	55	34	14.02
0050-24-32	1.1/2	38.1	24	2-11	70	34	44.27
0050-32-32	2	50.8	32	2-11	70	31	26.47

**0051 BSP FEMALE 60° CONE ROLLED NUT**

(DKR)

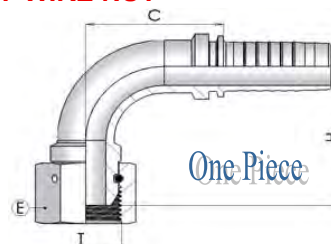


part number	hose I.D.		Dimension				List Price £
	in	mm	dash size	thread T	hex E	cut-off C	
0051-03-02	3/16	4.8	03	1/8-28	14	15	1.27
0051-03-04	3/16	4.8	03	1/4-19	19	17	1.34
0051-04-02	1/4	6.4	04	1/8-28	14	15	1.47
0051-04-04	1/4	6.4	04	1/4-19	19	17	0.72
0051-04-06	1/4	6.4	04	3/8-19	22	19	1.34
0051-04-08	1/4	6.4	04	1/2-14	27	22	13.87
0051-05-04	5/16	7.9	05	1/4-19	19	17	2.02
0051-05-06	5/16	7.9	05	3/8-19	22	19	1.21
0051-05-08	5/16	7.9	05	1/2-14	27	22	3.19
0051-06-04	3/8	9.5	06	1/4-19	19	17	1.72
0051-06-06	3/8	9.5	06	3/8-19	22	19	0.91
0051-06-08	3/8	9.5	06	1/2-14	27	22	1.39
0051-08-06	1/2	12.7	08	3/8-19	22	20	2.21
0051-08-08	1/2	12.7	08	1/2-14	27	23	1.24
0051-08-10	1/2	12.7	08	5/8-14	30	20	2.85
0051-08-12	1/2	12.7	08	3/4-14	32	27	4.36
0051-10-08	5/8	15.9	10	1/2-14	27	23	4.42
0051-10-10	5/8	15.9	10	5/8-14	30	20	2.26
0051-10-12	5/8	15.9	10	3/4-14	32	25	2.85
0051-12-12	3/4	19	12	3/4-14	32	25	2.26
0051-12-16	3/4	19	12	1-11	38	26	5.50
0051-16-16	1	25.4	16	1-11	38	27	3.79



**0150 BSP 90° SWEPT ELBOW 60° CONE THRUST-WIRE NUT**

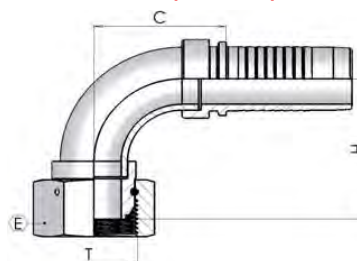
(DKR 90°)



part number	hose I.D.		Dimension					List Price £
			dash size	thread T	hex E	drop H	cut-off C	
	in	mm						
0150-03-02	3/16	4.8	03	1/8-28	14	23	22	2.37
0150-03-04	3/16	4.8	03	1/4-19	19	25	22	2.49
0150-04-02	1/4	6.4	04	1/8-28	14	25	25	2.52
0150-04-04	1/4	6.4	04	1/4-19	19	27	25	1.72
0150-04-06	1/4	6.4	04	3/8-19	22	31	25	2.80
0150-05-04	5/16	7.9	05	1/4-19	19	31	29	3.36
0150-05-06	5/16	7.9	05	3/8-19	22	35	29	2.91
0150-06-04	3/8	9.5	06	1/4-19	19	33	31	4.53
0150-06-06	3/8	9.5	06	3/8-19	22	36	31	2.19
0150-06-08	3/8	9.5	06	1/2-14	27	40	31	3.25
0150-08-06	1/2	12.7	08	3/8-19	22	42	39	4.99
0150-08-08	1/2	12.7	08	1/2-14	27	41	39	2.80
0150-08-10	1/2	12.7	08	5/8-14	30	42	39	5.94
0150-08-12	1/2	12.7	08	3/4-14	32	46	39	6.97
0150-10-10	5/8	15.9	10	5/8-14	30	45	43	4.90
0150-10-12	5/8	15.9	10	3/4-14	32	50	45	6.54
0150-12-12	3/4	19	12	3/4-14	32	57	56	5.05
0150-12-16	3/4	19	12	1-11	38	60	56	11.76
0150-16-16	1	25.4	16	1-11	38	67	70	14.30
0150-20-20	1.1/4	31.8	20	1.1/4-11	50	81	86	17.23
0150-24-24	1.1/2	38.1	24	1.1/2-11	55	100	99	25.80
0150-32-32	2	50.8	32	2-11	70	135	125	56.58

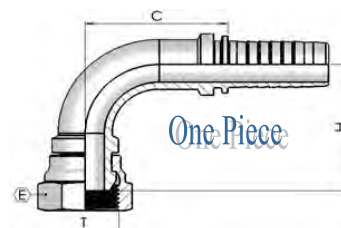
**0150S BSP 90° SWEPT ELBOW 60° CONE THRUST-WIRE NUT (welded)**

(DKR 90°)



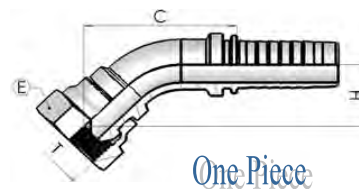
part number	hose I.D.		Dimension					List Price £
			dash size	thread T	hex E	drop H	cut-off C	
	in	mm						
0150S08-06	1/2	12.7	08	3/8-19	22	37	31	
0150S16-12	1	25.4	16	3/4-14	32	68	57	
0150S16-16	1	25.4	16	1-11	38	69	57	19.70
0150S16-20	1	25.4	16	1.1/4-11	50	71	62	
0150S20-20	1.1/4	31.8	20	1.1/4-11	50	71	63	
0150S20-24	1.1/4	31.8	20	1.1/2-11	55	89	81	
0150S24-24	1.1/2	38.1	24	1.1/2-11	55	89	80	21.03
0150S24-32	1.1/2	38.1	24	2-11	70	113	103	97.70
0150S32-32	2	50.8	32	2-11	70	113	103	

**0151** **BSP 90° SWEPT ELBOW 60° CONE ROLLED NUT**  
(DKR 90°)



part number	hose I.D.		Dimension					List Price £
			dash size	thread	hex	drop	cut-off	
	in	mm		T	E	H	C	
0151-03-02	3/16	4.8	03	1/8-28	14	23	22	2.17
0151-03-04	3/16	4.8	03	1/4-19	19	25	22	2.26
0151-04-02	1/4	6.4	04	1/8-28	14	25	25	3.44
0151-04-04	1/4	6.4	04	1/4-19	19	27	25	1.60
0151-04-06	1/4	6.4	04	3/8-19	22	31	25	2.56
0151-05-06	5/16	7.9	05	3/8-19	22	35	29	2.50
0151-06-06	3/8	9.5	06	3/8-19	22	36	31	1.96
0151-06-08	3/8	9.5	06	1/2-14	27	40	31	2.89
0151-08-08	1/2	12.7	08	1/2-14	27	41	39	2.70
0151-08-10	1/2	12.7	08	5/8-14	30	43	39	5.26
0151-08-12	1/2	12.7	08	3/4-14	32	46	39	6.09
0151-10-10	5/8	15.9	10	5/8-14	30	45	43	4.68
0151-10-12	5/8	15.9	10	3/4-14	32	50	45	6.29
0151-12-12	3/4	19	12	3/4-14	32	57	56	4.72
0151-12-16	3/4	19	12	1-11	38	60	56	11.18
0151-16-16	1	25.4	16	1-11	38	67	70	8.05

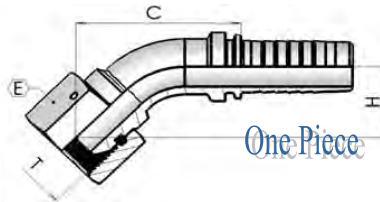
**0251** **BSP 45° SWEPT ELBOW 60° CONE ROLLED NUT**  
(DKR 45°)



part number	hose I.D.		Dimension					List Price £
			dash size	thread	hex	drop	cut-off	
	in	mm		T	E	H	C	
0251-03-02	3/16	4.8	03	1/8-28	14	15	33	2.26
0251-03-04	3/16	4.8	03	1/4-19	19	15	35	2.35
0251-04-02	1/4	6.4	04	1/8-28	14	14	40	
0251-04-04	1/4	6.4	04	1/4-19	19	15	41	1.68
0251-04-06	1/4	6.4	04	3/8-19	22	18	44	2.76
0251-05-06	5/16	7.9	05	3/8-19	22	20	49	2.66
0251-06-06	3/8	9.5	06	3/8-19	22	19	52	2.15
0251-06-08	3/8	9.5	06	1/2-14	27	21	55	3.52
0251-08-08	1/2	12.7	08	1/2-14	27	24	67	2.85
0251-08-10	1/2	12.7	08	5/8-14	30	25	68	5.50
0251-08-12	1/2	12.7	08	3/4-14	32	27	70	6.44
0251-10-10	5/8	15.9	10	5/8-14	30	23	68	4.90
0251-10-12	5/8	15.9	10	3/4-14	32	27	72	6.54
0251-12-12	3/4	19.0	12	3/4-14	32	30	86	5.07
0251-12-16	3/4	19.0	12	1-11	38	32	88	11.76
0251-16-16	1	25.4	16	1-11	38	35	107	8.71

**0250 BSP 45° SWEPT ELBOW 60° CONE THRUST-WIRE NUT**

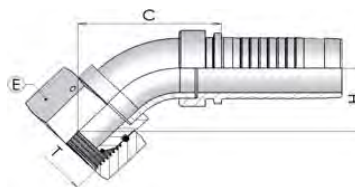
(DKR 45°)



part number	hose I.D.		Dimension					List Price
			dash size	thread	hex	drop	cut-off	
	in	mm		T	E	H	C	£
0250-03-02	3/16	4.8	03	1/8-28	14	15	33	6.19
0250-03-04	3/16	4.8	03	1/4-19	19	15	35	2.59
0250-04-02	1/4	6.4	04	1/8-28	14	14	40	3.05
0250-04-04	1/4	6.4	04	1/4-19	19	15	41	1.80
0250-04-06	1/4	6.4	04	3/8-19	22	18	44	3.20
0250-05-04	5/16	7.9	05	1/4-19	19	18	47	3.54
0250-05-06	5/16	7.9	05	3/8-19	22	20	49	3.05
0250-06-04	3/8	9.5	06	1/4-19	19	16	50	4.74
0250-06-06	3/8	9.5	06	3/8-19	22	19	52	2.32
0250-06-08	3/8	9.5	06	1/2-14	27	21	55	3.96
0250-08-06	1/2	12.7	08	3/8-19	22	23	62	5.26
0250-08-08	1/2	12.7	08	1/2-14	27	24	67	2.91
0250-08-10	1/2	12.7	08	5/8-14	30	24	67	7.16
0250-08-12	1/2	12.7	08	3/4-14	32	27	70	7.37
0250-10-10	5/8	15.9	10	5/8-14	30	23	68	6.81
0250-10-12	5/8	15.9	10	3/4-14	32	27	72	7.99
0250-12-12	3/4	19	12	3/4-14	32	30	86	5.28
0250-12-16	3/4	19	12	1-11	38	32	88	14.97
0250-16-16	1	25.4	16	1-11	38	35	107	14.97
0250-20-20	1.1/4	31.8	20	1.1/4-11	50	40	129	18.10
0250-24-24	1.1/2	38.1	24	1.1/2-11	55	47	153	27.10
0250-32-32	2	50.8	32	2-11	70	70	196	59.42

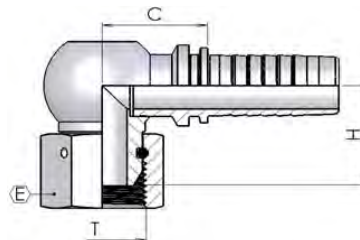
**0250S BSP 45° SWEPT ELBOW 60° CONE THRUST-WIRE NUT (welded)**

(DKR 45°)



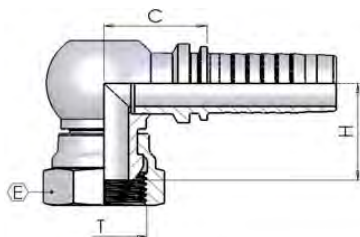
part number	hose I.D.		Dimension					List Price
			dash size	thread	hex	drop	cut-off	
	in	mm		T	E	H	C	£
0250S16-20	1	25.4	16	1.1/4-11	50	33	70	
0250S20-20	1.1/4	31.8	20	1.1/4-11	50	33	71	18.10
0250S20-24	1.1/4	31.8	20	1.1/2-11	55	41	91	
0250S24-24	1.1/2	38.1	24	1.1/2-11	55	41	90	26.80
0250S24-32	1.1/2	38.1	24	2-11	70	53	114	
0250S32-32	2	50.8	32	2-11	70	53	114	59.42

**2300** **BSP 90° COMPACT ELBOW 60° CONE THRUST WIRE (welded)**  
 (DKR 90°K)



part number	hose I.D.		Dimension					List Price £
			dash size	thread	hex	drop	cut-off	
	in	mm		T	E	H	C	
2300-03-02	3/16	4.8	03	1/8-28	14	16	17	3.22
2300-04-04	1/4	6.4	04	1/4-19	19	20	19	2.45
2300-04-06	1/4	6.4	04	3/8-19	22	23	23	5.60
2300-05-06	5/16	7.9	05	3/8-19	22	23	26	3.98
2300-06-06	3/8	9.5	06	3/8-19	22	23	23	4.42
2300-06-08	3/8	9.5	06	1/2-14	27	26	28	5.41
2300-08-08	1/2	12.7	08	1/2-14	27	26	26	3.78
2300-08-12	1/2	12.7	08	3/4-14	32	32	34	
2300-10-10	5/8	15.9	10	5/8-14	30	27	30	5.86
2300-10-12	5/8	15.9	10	3/4-14	32	33	34	
2300-12-12	3/4	19	12	3/4-14	32	32	32	6.54
2300-12-16	3/4	19	12	1-11	38	36	40	
2300-16-16	1	25.4	16	1-11	38	36	43	17.49
2300-20-20	1.1/4	31.8	20	1.1/4-11	50	46	47	51.31

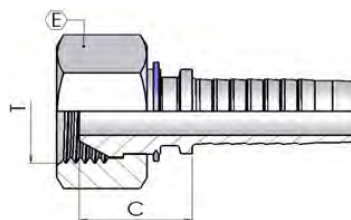
**2301** **BSP 90° COMPACT ELBOW 60° CONE (welded)**  
**2321**  
 (DKR 90°K)



part number	hose I.D.		Dimension					List Price £
			dash size	thread	hex	drop	cut-off	
	in	mm		T	E	H	C	
2301-03-02	3/16	4.8	03	1/8-28	14	16	17	4.68
<b>FORGED</b> 2321-04-04	1/4	6.4	04	1/4-19	19	20	19	2.04
<b>FORGED</b> 2321-04-06	1/4	6.4	04	3/8-19	22	23	22	2.70
<b>FORGED</b> 2321-05-06	5/16	7.9	05	3/8-19	22	23	26	4.37
<b>FORGED</b> 2321-06-06	3/8	9.5	06	3/8-19	22	23	23	2.66
<b>FORGED</b> 2321-06-08	3/8	9.5	06	1/2-14	27	26	28	3.43
<b>FORGED</b> 2321-08-08	1/2	12.7	08	1/2-14	27	26	26	3.43
2301-10-10	5/8	15.9	10	5/8-14	28	27	30	5.07
2301-10-12	5/8	15.9	10	3/4-14	32	32	29	31.95
<b>FORGED</b> 2321-12-12	3/4	19.0	12	3/4-14	32	32	32	5.95
<b>FORGED</b> 2321-16-16	1	25.4	16	1-11	38	36	45	15.88

**0052 BSP FEMALE 60° CONE SLIP ON NUT**

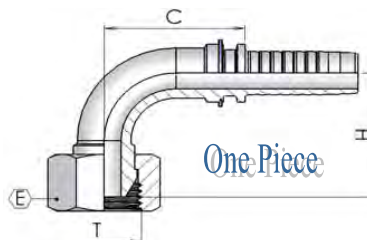
(DKR)



part number	hose I.D.		Dimension				List Price £
			dash size	thread	hex	cut-off	
	in	mm			T	E	C
0052-04-04	1/4	6.4	04	1/4-19	17	17	1.16
0052-06-06	3/8	9.5	06	3/8-19	19	17	0.91
0052-08-08	1/2	12.7	08	1/2-14	27	21	1.24
0052-12-12	3/4	19	06	3/4-14	32	26	

**0152 BSP 90° SWEPT ELBOW 60° CONE SLIP ON NUT**

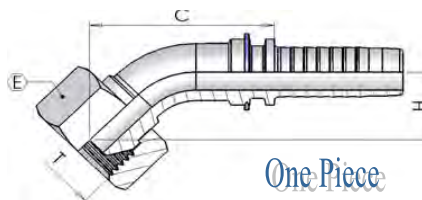
(DKR 90°)



part number	hose I.D.		Dimension					List Price £
			dash size	thread	hex	drop	cut-off	
	in	mm			T	E	H	C
0152-04-04	1/4	6.4	04	1/4-19	17	26	25	2.39
0152-06-06	3/8	9.5	06	3/8-19	19	28	34	1.96
0152-08-08	1/2	12.7	08	1/2-14	27	40	42	2.70
0152-12-12	3/4	19	06	3/4-14	32	57	56	

**0252 BSP 45° SWEPT ELBOW 60° CONE SLIP ON NUT**

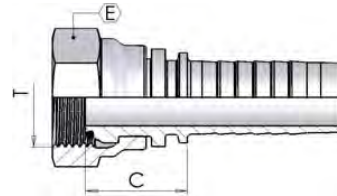
(DKR 45°)



part number	hose I.D.		Dimension					List Price £
			dash size	thread	hex	drop	cut-off	
	in	mm			T	E	H	C
0252-04-04	1/4	6.4	04	1/4-19	17	15	41	
0252-06-06	3/8	9.5	06	3/8-19	19	15	34	2.77
0252-08-08	1/2	12.7	08	1/2-14	27	19	64	2.85
0252-12-12	3/4	19	06	3/4-14	32	30	86	

**0041 BSP O'RING FEMALE 60° CONE**

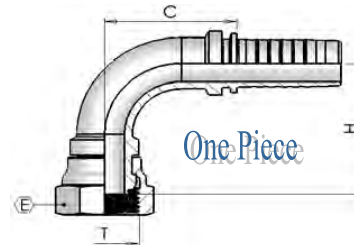
(DKR-OR)



part number	hose I.D.		Dimension				List Price £
			dash size	thread	hex	cut-off	
	in	mm		T	E	C	
0041-04-04	1/4	6.4	04	1/4-19	19	17	1.02
0041-06-06	3/8	9.5	06	3/8-19	22	19	0.91
0041-08-08	1/2	12.7	08	1/2-14	27	21	
0041-10-10	5/8	15.9	10	5/8-14	30	21	2.26
0041-12-12	3/4	19	12	3/4-14	32	26	3.15
0041-16-16	1	25.4	16	1-11	38	28	7.81

**0141 BSP O'RING 90° SWEEP ELBOW 60° CONE**

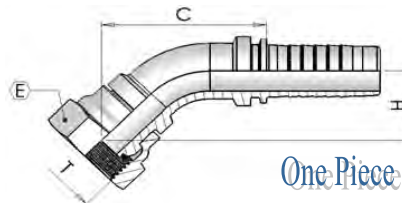
(DKR-OR 90°)



part number	hose I.D.		Dimension					List Price £
			dash size	thread	hex	drop	cut-off	
	in	mm		T	E	H	C	
0141-04-04	1/4	6.4	04	1/4-19	19	27	25	1.60
0141-06-06	3/8	9.5	06	3/8-19	22	34	33	2.05
0141-08-08	1/2	12.7	08	1/2-14	27	42	39	4.96
0141-10-10	5/8	15.9	10	5/8-14	30	46	43	4.75
0141-12-12	3/4	19	12	3/4-14	32	54	56	9.00
0141-16-16	1	25.4	16	1-11	38	67	70	8.26

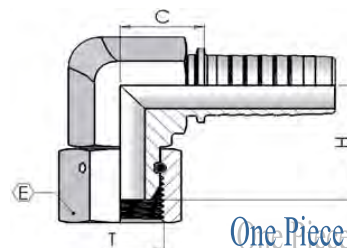
**0241 BSP O'RING 45° SWEEP ELBOW 60° CONE**

(DKR-OR 45°)



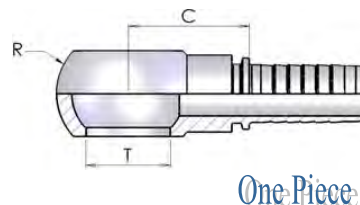
part number	hose I.D.		Dimension					List Price £
			dash size	thread	hex	drop	cut-off	
	in	mm		T	E	H	C	
0241-04-04	1/4	6.4	04	1/4-19	19	15	41	2.10
0241-06-06	3/8	9.5	06	3/8-19	22	21	52	2.60
0241-08-08	1/2	12.7	08	1/2-14	27	22	95	3.59
0241-10-10	5/8	15.9	10	5/8-14	30	23	58	5.35
0241-12-12	3/4	19	12	3/4-14	32	28	88	6.43
0241-16-16	1	25.4	16	1-11	38	33	105	8.26

**2320** **BSP 90° COMPACT ELBOW 60° CONE**  
**(DKR 90°K)** **THRUST-WIRE (FORGED)**



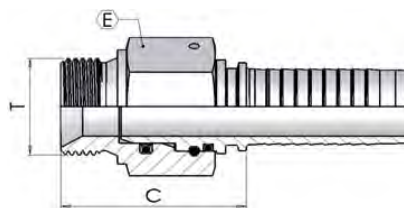
part number	hose I.D.		Dimension					List Price £
			dash	thread	hex	drop	cut-off	
	in	mm	size	T	E	H	C	
2320-04-04	1/4	6.4	04	1/4-19	19	20	19	4.34
2320-04-06	1/4	6.4	04	3/8-19	22	29	24	7.05
2320-05-06	5/16	7.9	05	3/8-19	22	29	24	
2320-06-06	3/8	9.5	06	3/8-19	22	23	23	5.54
2320-08-06	1/2	12.7	08	3/8-19	22	30	28	
2320-08-08	1/2	12.7	08	1/2-14	27	27	26	6.88
2320-12-12	3/4	19	12	3/4-14	32	32	32	12.60

**1400** **BSP BANJO**  
**(RNR)**



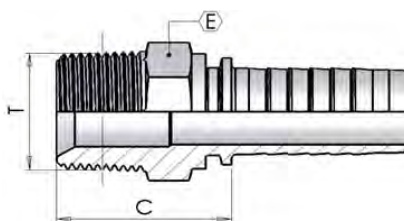
part number	hose I.D.		Dimension					List Price £
			dash	hole		cut-off		
	in	mm	size	T	mm	R	C	
1400-03-02	3/16	4.8	03	1/8-28	10.2	17	19	2.66
1400-03-04	3/16	4.8	03	1/4-19	13.3	24	26	2.59
1400-04-02	1/4	6.4	04	1/8-28	10.2	17	25	2.40
1400-04-04	1/4	6.4	04	1/4-19	13.3	24	26	2.16
1400-04-06	1/4	6.4	04	3/8-19	17.0	28	26	3.25
1400-05-04	5/16	7.9	05	1/4-19	13.3	24	26	2.99
1400-05-06	5/16	7.9	05	3/8-19	17.0	28	26	3.72
1400-06-04	3/8	9.5	06	1/4-19	13.3	24	26	3.25
1400-06-06	3/8	9.5	06	3/8-19	17.0	28	26	2.70
1400-06-08	3/8	9.5	06	1/2-14	21.2	36	31	4.24
1400-08-06	1/2	12.7	08	3/8-19	17.0	28	27	4.42
1400-08-08	1/2	12.7	08	1/2-14	21.2	36	31	4.15
1400-08-10	1/2	12.7	08	5/8-14	23.1	40	38	17.63
1400-08-12	1/2	12.7	08	3/4-14	26.5	45	38	
1400-10-10	5/8	15.9	10	5/8-14	23.1	40	38	9.53
1400-10-12	5/8	15.9	10	3/4-14	26.5	45	38	
1400-12-12	3/4	19	12	3/4-14	26.5	45	38	9.53
1400-12-16	3/4	19	12	1-11	33.5	58	49	23.81
1400-16-16	1	25.4	16	1-11	33.5	58	50	23.60

**035G** **BSP MALE PARALLEL 60° CONE -**  
**ROTATING**  
 (AGR-RO)



part number	hose I.D.		Dimension				List Price £
			dash size	thread	hex	cut-off	
	in	mm		T	E	C	
035G-04-04	1/4	6.4	04	1/4-19	19	43	6.52
035G-05-08	5/16	7.9	05	1/2-14	27	44	
035G-06-06	3/8	9.5	06	3/8-19	22	44	7.82
035G-08-08	1/2	12.7	08	1/2-14	27	48	10.85
035G-12-12	3/4	19	12	3/4-14	32	54	18.66
035G-16-16	1	25.4	16	1-11	41	59	34.59
035G-20-20	1.1/4	31.8	20	1.1/4-11	50	63	
035G-24-24	1.1/2	38.1	24	1.1/2-11	55	67	
035G-32-32	2	50.8	32	2-11	65	72	

**0360** **BSP TAPER MALE 60° CONE**  
 (AGR-K)

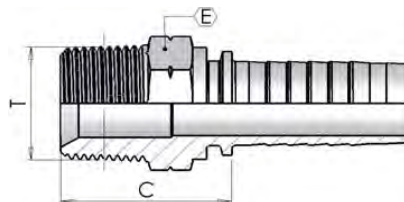


part number	hose I.D.		Dimension				List Price £
			dash size	thread	hex	cut-off	
	in	mm		T	E	C	
0360-03-02	3/16	4.8	03	1/8-28	12	21	1.61
0360-03-04	3/16	4.8	03	1/4-19	15	27	2.32
0360-04-02	1/4	6.4	04	1/8-28	12	22	1.76
0360-04-04	1/4	6.4	04	1/4-19	15	28	1.11
0360-04-06	1/4	6.4	04	3/8-19	19	28	1.92
0360-05-04	5/16	7.9	05	1/4-19	15	28	4.86
0360-05-06	5/16	7.9	05	3/8-19	19	28	2.17
0360-06-04	3/8	9.5	06	1/4-19	15	28	2.80
0360-06-06	3/8	9.5	06	3/8-19	19	28	1.62
0360-06-08	3/8	9.5	06	1/2-14	22	33	2.06
0360-08-06	1/2	12.7	08	3/8-19	19	29	4.26
0360-08-08	1/2	12.7	08	1/2-14	22	34	1.92
0360-08-12	1/2	12.7	08	3/4-14	27	36	5.95
0360-10-08	5/8	15.9	10	1/2-14	22	34	
0360-10-10	5/8	15.9	10	5/8-14	24	35	
0360-10-12	5/8	15.9	10	3/4-14	27	36	3.79
0360-12-12	3/4	19	12	3/4-14	27	37	2.68
0360-12-16	3/4	19	12	1-11	36	43	20.21
0360-16-16	1	25.4	16	1-11	36	44	6.19
0360-16-20	1	25.4	16	1.1/4-11	46	46	
0360-20-20	1.1/4	31.8	20	1.1/4-11	46	47	12.07
0360-20-24	1.1/4	31.8	20	1.1/2-11	50	49	
0360-24-24	1.1/2	38.1	24	1.1/2-11	50	49	15.68
0360-24-32	1.1/2	38.1	24	2-11	65	55	
0360-32-32	2	50.8	32	2-11	65	55	29.61



**0370 NPTF MALE 60° CONE**

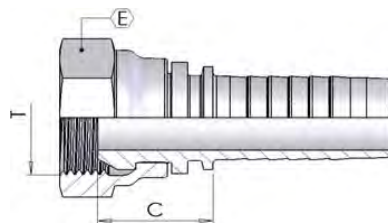
(AGN)



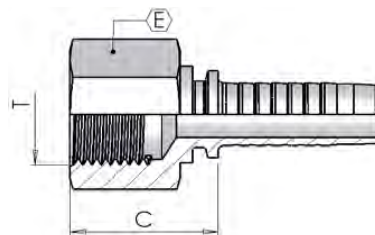
part number	hose I.D.		Dimension				List Price £
			dash size	thread	hex	cut-off	
	in	mm			T	E	C
0370-03-02	3/16	4.8	03	1/8-27	12	22	0.74
0370-03-04	3/16	4.8	03	1/4-18	15	27	1.67
0370-04-02	1/4	6.4	04	1/8-27	12	22	1.27
0370-04-04	1/4	6.4	04	1/4-18	15	28	1.27
0370-04-06	1/4	6.4	04	3/8-18	19	28	1.60
0370-05-04	5/16	7.9	05	1/4-18	15	28	1.62
0370-05-06	5/16	7.9	05	3/8-18	19	28	2.02
0370-05-08	5/16	7.9	05	1/2-14	22	34	
0370-06-04	3/8	9.5	06	1/4-18	15	28	2.85
0370-06-06	3/8	9.5	06	3/8-18	19	28	1.49
0370-06-08	3/8	9.5	06	1/2-14	22	34	2.35
0370-08-06	1/2	12.7	08	3/8-18	19	29	4.55
0370-08-08	1/2	12.7	08	1/2-14	22	35	1.96
0370-08-12	1/2	12.7	08	3/4-14	27	36	4.89
0370-10-08	5/8	15.9	10	1/2-14	24	35	6.18
0370-10-12	5/8	15.9	10	3/4-14	27	36	6.90
0370-12-08	3/4	19	12	1/2-14	24	36	6.96
0370-12-12	3/4	19	12	3/4-14	27	37	2.94
0370-12-16	3/4	19	12	1-11.1/2	36	43	9.56
0370-16-16	1	25.4	16	1-11.1/2	36	44	6.07
0370-16-20	1	25.4	16	1.1/4-11.1/2	46	46	
0370-20-16	1.1/4	31.8	20	1-11.1/2	41	45	
0370-20-20	1.1/4	31.8	20	1.1/4-11.1/2	46	47	12.20
0370-24-24	1.1/2	38.1	24	1.1/2-11.1/2	50	49	18.19
0370-32-32	2	50.8	32	2-11.1/2	65	55	29.90

**N051 NPSM FEMALE 60° CONE ROLLED NUT**

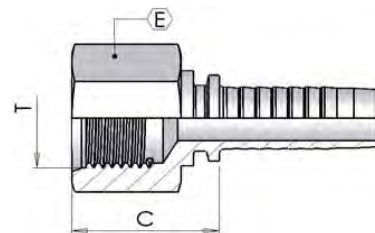
(DKN)



part number	hose I.D.		Dimension				List Price £
			dash size	thread	hex	cut-off	
	in	mm			T	E	C
N051-03-04	3/16	4.8	03	1/4-18	19	17	4.75
N051-04-04	1/4	6.4	04	1/4-18	19	17	1.08
N051-06-04	3/8	9.5	06	1/4-18	19	19	8.11
N051-06-06	3/8	9.5	06	3/8-18	22	19	1.15
N051-08-08	1/2	12.7	08	1/2-14	27	23	8.43

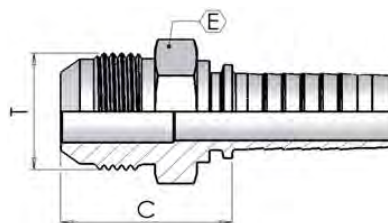
**005F BSPP FIXED FEMALE DOWTY SEAL**


part number	hose I.D.		Dimension				List Price £
			dash size	thread	hex	cut-off	
	in	mm			T	E	C
005F-04-04	1/4	6.4	04	1/4-19	19	28	
005F-06-06	3/8	9.5	06	3/8-19	22	23	
005F-08-08	1/2	12.7	08	1/2-14	27	29	
005F-12-12	3/4	19	12	3/4-14	32	33	
005F-16-16	1	25.4	16	1-11	38	36	
005F-20-20	1.1/4	31.8	20	1.1/4-11	50	41	
005F-24-24	1.1/2	38.1	24	1.1/2-11	55	43	
005F-32-32	2	50.8	32	2-11	65	45	

**005R BSPP FIXED FEMALE O'RING SEAL**


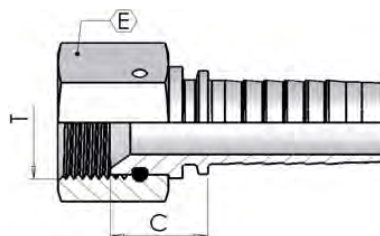
part number	hose I.D.		Dimension				List Price £
			dash size	thread	hex	cut-off	
	in	mm			T	E	C
005R-04-04	1/4	6.4	04	1/4-19	19	28	
005R-06-06	3/8	9.5	06	3/8-19	22	23	
005R-08-08	1/2	12.7	08	1/2-14	27	29	
005R-12-12	3/4	19.0	12	3/4-14	32	33	
005R-16-16	1	25.4	16	1-11	38	36	
005R-20-20	1.1/4	31.8	20	1.1/4-11	50	41	
005R-24-24	1.1/2	38.1	24	1.1/2-11	55	43	
005R-32-32	2	50.8	32	2-11	65	45	

**0850 JIC MALE 74° CONE**  
(AGJ)



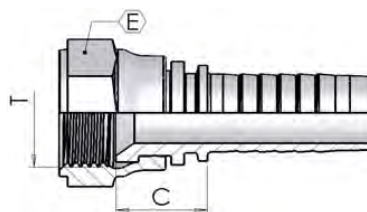
part number	hose I.D.		Dimension					List Price
			dash size	thread T	hex E	cut-off C	£	
	in	mm						
0850-03-04	3/16	4.8	03	7/16-20		12	26	1.98
0850-04-04	1/4	6.4	04	7/16-20		12	27	1.14
0850-04-05	1/4	6.4	04	1/2-20		14	27	1.27
0850-04-06	1/4	6.4	04	9/16-18		15	27	1.34
0850-05-05	5/16	7.9	05	1/2-20		14	27	2.45
0850-05-06	5/16	7.9	05	9/16-18		15	27	1.39
0850-05-08	5/16	7.9	05	3/4-16		19	30	4.26
0850-06-06	3/8	9.5	06	9/16-18		15	27	1.11
0850-06-07	3/8	9.5	06	5/8-18	*SAE 45°	17	30	2.35
0850-06-08	3/8	9.5	06	3/4-16		19	30	1.34
0850-06-10	3/8	9.5	06	7/8-14		24	34	2.15
0850-08-06	1/2	12.7	08	9/16-18		19	28	
0850-08-08	1/2	12.7	08	3/4-16		19	31	1.58
0850-08-10	1/2	12.7	08	7/8-14		24	35	1.92
0850-08-12	1/2	12.7	08	1.1/16-12		27	37	3.68
0850-10-10	5/8	15.9	10	7/8-14		24	35	2.06
0850-10-12	5/8	15.9	10	1.1/16-12		27	37	3.09
0850-12-10	3/4	19	12	7/8-14		24	36	5.33
0850-12-12	3/4	19	12	1.1/16-12		27	38	4.05
0850-12-14	3/4	19	12	1.3/16-12		32	41	5.95
0850-12-16	3/4	19	12	1.5/16-12		34	42	4.62
0850-12-20	3/4	19	12	1.5/8-12		42	45	
0850-16-12	1	25.4	16	1.1/16-12		27	39	8.34
0850-16-14	1	25.4	16	1.3/16-12		32	42	
0850-16-16	1	25.4	16	1.5/16-12		34	43	5.50
0850-16-20	1	25.4	16	1.5/8-12		42	46	10.06
0850-20-20	1.1/4	31.8	20	1.5/8-12		42	47	10.86
0850-20-24	1.1/4	31.8	20	1.7/8-12		50	52	17.10
0850-24-24	1.1/2	38.1	24	1.7/8-12		50	52	15.33
0850-32-32	2	50.8	32	2.1/2-12		65	62	32.50

**0900 JIC FEMALE 74° CONE THRUST WIRE**  
(DKJ)



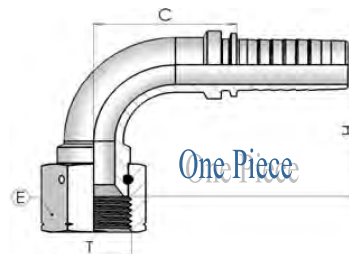
part number	hose I.D.		Dimension					List Price
			dash size	thread T	hex E	cut-off C	£	
	in	mm						
0900-03-04	3/16	4.8	03	7/16-20		17	14	1.75
0900-04-04	1/4	6.4	04	7/16-20		17	14	1.11
0900-04-05	1/4	6.4	04	1/2-20		17	15	1.21
0900-04-06	1/4	6.4	04	9/16-18		19	16	1.22
0900-05-05	5/16	7.9	05	1/2-20		17	15	
0900-05-06	5/16	7.9	05	9/16-18		19	16	1.29
0900-06-05	3/8	9.5	06	1/2-20		17	15	2.49
0900-06-06	3/8	9.5	06	9/16-18		19	16	1.25
0900-06-07	3/8	9.5	06	5/8-18	*SAE 45°	22	17	2.36
0900-06-08	3/8	9.5	06	3/4-16		24	17	1.51
0900-06-10	3/8	9.5	06	7/8-14		27	21	2.40
0900-08-08	1/2	12.7	08	3/4-16		24	18	1.80
0900-08-10	1/2	12.7	08	7/8-14		27	19	2.10
0900-08-12	1/2	12.7	08	1.1/16-12		32	24	4.36
0900-10-10	5/8	15.9	10	7/8-14		27	19	4.26
0900-10-12	5/8	15.9	10	1.1/16-12		32	21	3.68
0900-12-10	3/4	19	12	7/8-14		27	20	6.88
0900-12-12	3/4	19	12	1.1/16-12		32	22	3.30
0900-12-14	3/4	19	12	1.3/16-12		36	23	7.81
0900-12-16	3/4	19	12	1.5/16-12		41	23	5.95
0900-16-12	1	25.4	16	1.1/16-12		32	22	11.27
0900-16-14	1	25.4	16	1.3/16-12		36	24	
0900-16-16	1	25.4	16	1.5/16-12		41	24	5.75
0900-16-20	1	25.4	16	1.5/8-12		50	27	10.49
0900-20-20	1.1/4	31.8	20	1.5/8-12		50	28	9.18
0900-20-24	1.1/4	31.8	20	1.7/8-12		55	31	20.14
0900-24-24	1.1/2	38.1	24	1.7/8-12		55	31	14.31
0900-32-32	2	50.8	32	2.1/2-12		70	31	42.51

**0901 JIC FEMALE 74° CONE**  
(DKJ)



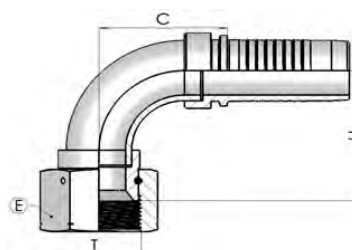
part number	hose I.D.		Dimension					List Price
			dash size	thread T	hex E	cut-off C	£	
	in	mm						
0901-03-04	3/16	4.8	03	7/16-20		15	14	1.47
0901-03-05	3/16	4.8	03	1/2-20		17	14	2.11
0901-04-04	1/4	6.4	04	7/16-20		15	14	1.03
0901-04-05	1/4	6.4	04	1/2-20		17	15	1.03
0901-04-06	1/4	6.4	04	9/16-18		19	16	0.91
0901-04-07	1/4	6.4	04	5/8-18	*SAE 45°	22	17	2.01
0901-05-05	5/16	7.9	05	1/2-20		17	15	2.26
0901-05-06	5/16	7.9	05	9/16-18		19	16	1.14
0901-05-07	5/16	7.9	05	5/8-18	*SAE 45°	22	17	3.64
0901-05-08	5/16	7.9	05	3/4-16		24	17	5.07
0901-06-04	3/8	9.5	06	7/16-20		15	15	4.68
0901-06-05	3/8	9.5	06	1/2-20		17	15	2.54
0901-06-06	3/8	9.5	06	9/16-18		19	16	1.03
0901-06-07	3/8	9.5	06	5/8-18	*SAE 45°	22	15	2.19
0901-06-08	3/8	9.5	06	3/4-16		24	17	1.44
0901-06-10	3/8	9.5	06	7/8-14		27	21	4.36
0901-08-08	1/2	12.7	08	3/4-16		24	18	1.34
0901-08-10	1/2	12.7	08	7/8-14		27	19	1.68
0901-08-12	1/2	12.7	08	1.1/16-12		32	24	3.85
0901-10-10	5/8	15.9	10	7/8-14		27	19	2.32
0901-10-12	5/8	15.9	10	1.1/16-12		32	21	3.09
0901-12-10	3/4	19	12	7/8-14		27	20	5.61
0901-12-12	3/4	19	12	1.1/16-12		32	22	2.80
0901-12-14	3/4	19	12	1.3/16-12		36	21	6.70
0901-12-16	3/4	19	12	1.5/16-12		38	23	5.17
0901-16-12	1	25.4	16	1.1/16-12		32	23	10.34
0901-16-16	1	25.4	16	1.5/16-12		38	24	5.17

**0950** JIC 90° SWEPT ELBOW 74° CONE THRUST WIRE  
(DKJ 90°)



part number	hose I.D.		Dimension					List Price
			dash size	thread	hex	drop	cut-off	£
	in	mm		T	E	H	C	
0950-03-04	3/16	4.8	03	7/16-20	17	22	22	2.94
0950-04-04	1/4	6.4	04	7/16-20	17	24	25	2.49
0950-04-05	1/4	6.4	04	1/2-20	17	25	25	2.59
0950-04-06	1/4	6.4	04	9/16-18	19	27	25	2.61
0950-05-06	5/16	7.9	05	9/16-18	19	31	29	2.70
0950-05-08	5/16	7.9	05	3/4-16	24	41	29	5.19
0950-06-05	3/8	9.5	06	1/2-20	17	30	33	
0950-06-06	3/8	9.5	06	9/16-18	19	32	31	2.50
* SAE 45° 0950-06-07	3/8	9.5	06	5/8-18	22	32	33	
0950-06-08	3/8	9.5	06	3/4-16	24	34	33	3.02
0950-06-10	3/8	9.5	06	7/8-14	27	36	33	4.62
0950-08-08	1/2	12.7	08	3/4-16	24	41	39	3.96
0950-08-10	1/2	12.7	08	7/8-14	27	43	39	4.08
0950-08-12	1/2	12.7	08	1.1/16-12	32	43	39	9.98
0950-10-10	5/8	15.9	10	7/8-14	27	44	43	5.61
0950-10-12	5/8	15.9	10	1.1/16-12	32	47	45	7.08
0950-12-10	3/4	19	12	7/8-14	27	53	56	16.57
0950-12-12	3/4	19	12	1.1/16-12	32	54	56	6.42
0950-12-14	3/4	19	12	1.3/16-12	36	54	57	17.70
0950-12-16	3/4	19	12	1.5/16-12	41	58	56	12.28
0950-16-12	1	25.4	16	1.1/16-12	32	64	70	16.70
0950-16-16	1	25.4	16	1.5/16-12	41	65	70	11.54
0950-16-20	1	25.4	16	1.5/8-12	50	74	70	20.55
0950-20-20	1.1/4	31.8	20	1.5/8-12	50	88	85	19.58
0950-24-24	1.1/2	38.1	24	1.7/8-12	55	101	99	27.23
0950-32-32	2	50.8	32	2.1/2-12	70	134	125	138.60

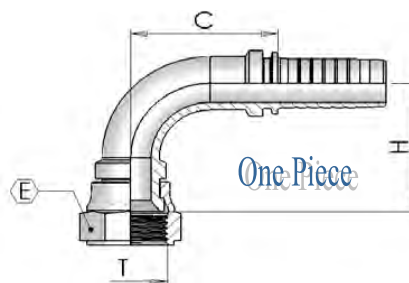
**0950S** JIC 90° SWEPT ELBOW 74° CONE THRUST WIRE (welded)  
(DKJ 90°)



part number	hose I.D.		Dimension					List Price
			dash size	thread	hex	drop	cut-off	£
	in	mm		T	E	H	C	
0950S12-20	3/4	19	12	1.5/8-12	50	63	57	
0950S16-14	1	25.4	16	1.3/16-12	36	69	62	
0950S16-20	1	25.4	16	1.5/8-12	50	69	62	
0950S20-20	1.1/4	31.8	20	1.5/8-12	50	69	63	23.22
0950S20-24	1.1/4	31.8	20	1.7/8-12	55	88	81	
0950S24-24	1.1/2	38.1	24	1.7/8-12	55	88	81	
0950S32-32	2	50.8	32	2.1/2-12	70	113	103	

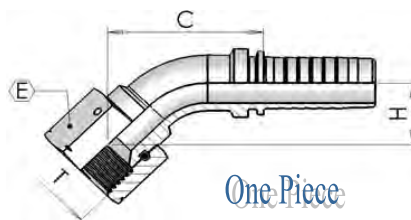
**0951 JIC 90° SWEPT ELBOW 74° CONE**

(DKJ 90°)



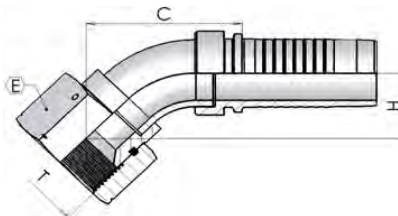
part number	hose I.D.		Dimension					List Price
			dash size	thread T	hex E	drop H	cut-off C	
	in	mm						£
0951-03-04	3/16	4.8	03	7/16-20	15	22	22	2.68
0951-03-05	3/16	4.8	03	1/2-20	17	23	25	
0951-04-04	1/4	6.4	04	7/16-20	15	24	25	2.26
0951-04-05	1/4	6.4	04	1/2-20	17	25	25	2.35
0951-04-06	1/4	6.4	04	9/16-18	19	27	25	2.06
0951-05-05	5/16	7.9	05	1/2-20	17	30	29	3.59
0951-05-06	5/16	7.9	05	9/16-18	19	31	29	2.47
0951-06-05	3/8	9.5	06	1/2-20	17	30	33	
0951-06-06	3/8	9.5	06	9/16-18	19	32	31	2.06
* SAE 45° 0951-06-07	3/8	9.5	06	5/8-18	22	32	33	4.48
0951-06-08	3/8	9.5	06	3/4-16	24	34	33	2.74
0951-06-10	3/8	9.5	06	7/8-14	27	36	33	5.03
0951-08-08	1/2	12.7	08	3/4-16	24	41	39	3.15
0951-08-10	1/2	12.7	08	7/8-14	27	43	39	3.15
0951-08-12	1/2	12.7	08	1.1/16-12	32	43	39	9.07
0951-10-10	5/8	15.9	10	7/8-14	27	44	43	4.53
0951-10-12	5/8	15.9	10	1.1/16-12	32	45	45	6.44
0951-12-10	3/4	19	12	7/8-14	27	53	56	17.67
0951-12-12	3/4	19	12	1.1/16-12	32	54	56	5.33
0951-12-14	3/4	19	12	1.3/16-12	36	53	56	11.18
0951-12-16	3/4	19	12	1.5/16-12	38	58	56	11.18
0951-16-12	1	25.4	16	1.1/16-12	32	62	70	19.62
0951-16-16	1	25.4	16	1.5/16-12	38	65	70	10.49

**1000** JIC 45° SWEPT ELBOW 74° CONE  
(DKJ 45°) THRUST WIRE



part number	hose I.D.		Dimension					List Price
			dash size	thread	hex	drop	cut-off	
	in	mm		T	E	H	C	£
1000-03-04	3/16	4.8	03	7/16-20	17	15	33	3.10
1000-04-04	1/4	6.4	04	7/16-20	17	13	38	2.59
1000-04-05	1/4	6.4	04	1/2-20	17	14	40	2.59
1000-04-06	1/4	6.4	04	9/16-18	19	16	42	2.81
1000-05-06	5/16	7.9	05	9/16-18	19	18	47	2.84
1000-06-05	3/8	9.5	06	1/2-20	17	17	51	7.18
1000-06-06	3/8	9.5	06	9/16-18	19	17	51	2.81
* SAE 45° 1000-06-07	3/8	9.5	06	5/8-18	22	17	51	
1000-06-08	3/8	9.5	06	3/4-16	24	19	52	3.13
1000-06-10	3/8	9.5	06	7/8-14	27	21	54	5.07
1000-08-08	1/2	12.7	08	3/4-16	24	22	62	4.36
1000-08-10	1/2	12.7	08	7/8-14	27	23	64	4.36
1000-08-12	1/2	12.7	08	1.1/16-12	32	25	68	10.48
1000-10-10	5/8	15.9	10	7/8-14	27	24	68	6.11
1000-10-12	5/8	15.9	10	1.1/16-12	32	25	70	7.44
1000-12-10	3/4	19	12	7/8-14	27	27	83	
1000-12-12	3/4	19	12	1.1/16-12	32	28	84	7.17
1000-12-14	3/4	19	12	1.3/16-12	36	29	85	14.85
1000-12-16	3/4	19	12	1.5/16-12	41	30	88	12.96
1000-16-12	1	25.4	16	1.1/16-12	32	32	103	
1000-16-16	1	25.4	16	1.5/16-12	41	33	104	12.20
1000-20-20	1.1/4	31.8	20	1.5/8-12	50	43	131	21.52
1000-24-24	1.1/2	38.1	24	1.7/8-12	55	49	154	29.95
1000-32-32	2	50.8	32	2.1/2-12	70	68	196	89.96

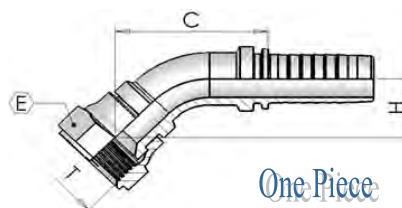
**1000S** JIC 45° SWEPT ELBOW 74° CONE  
(DKJ 45°) THRUST WIRE (welded)



part number	hose I.D.		Dimension					List Price
			dash size	thread	hex	drop	cut-off	
	in	mm		T	E	H	C	£
1000S12-20	3/4	19	12	1.5/8-12	50	31	68	
1000S16-14	1	25.4	16	1.3/16-12	36	33	72	
1000S16-20	1	25.4	16	1.5/8-12	50	45	81	
1000S20-20	1.1/4	31.8	20	1.5/8-12	50	45	83	45.16
1000S20-24	1.1/4	31.8	20	1.7/8-12	55	49	87	
1000S24-24	1.1/2	38.1	24	1.7/8-12	55	55	105	
1000S32-32	2	50.8	32	2.1/2-12	70	70	132	

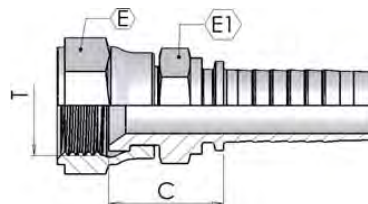


**1001 JIC 45° SWEPT ELBOW 74° CONE**  
(DKJ 90°)



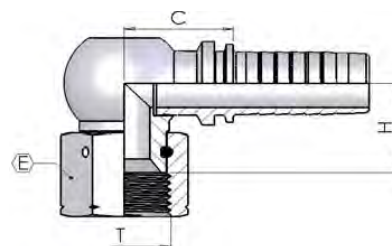
part number	hose I.D.		Dimension					List Price
			dash size	thread	hex	drop	cut-off	
	in	mm		T	E	H	C	£
1001-03-04	3/16	4.8	03	7/16-20	15	15	33	2.83
1001-04-04	1/4	6.4	04	7/16-20	15	13	38	2.35
1001-04-05	1/4	6.4	04	1/2-20	17	14	40	2.50
1001-04-06	1/4	6.4	04	9/16-18	19	16	42	2.54
1001-05-05	5/16	7.9	05	1/2-20	17	17	46	5.02
1001-05-06	5/16	7.9	05	9/16-18	19	18	47	2.59
1001-06-06	3/8	9.5	06	9/16-18	19	17	51	2.54
* SAE 45° 1001-06-07	3/8	9.5	06	5/8-18	22	17	51	6.13
1001-06-08	3/8	9.5	06	3/4-16	24	19	52	2.85
1001-08-08	1/2	12.7	08	3/4-16	24	22	62	3.98
1001-08-10	1/2	12.7	08	7/8-14	27	23	64	3.98
1001-08-12	1/2	12.7	08	1.1/16-12	32	25	68	9.53
1001-10-10	5/8	15.9	10	7/8-14	27	23	68	5.57
1001-10-12	5/8	15.9	10	1.1/16-12	32	25	70	6.77
1001-12-12	3/4	19	12	1.1/16-12	32	28	84	6.52
1001-12-14	3/4	19	12	1.3/16-12	36	28	83	12.77
1001-12-16	3/4	19	12	1.5/16-12	38	30	88	11.78
1001-16-16	1	25.4	16	1.5/16-12	38	33	104	11.06

**0901D JIC FEMALE 74° CONE BACK HEXAGON**  
(DKJ)



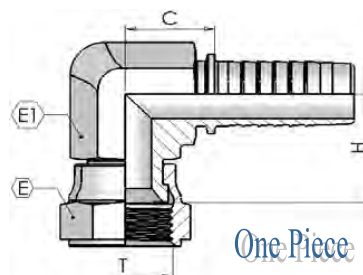
part number	hose I.D.		Dimension					List Price
			dash size	thread	hex	hex	cut-off	
	in	mm		T	E	E1	C	£
0901D04-04	1/4	6.4	04	7/16-20	17	12	20	1.19
0901D04-05	1/4	6.4	04	1/2-20	17	14	20	
0901D04-06	1/4	6.4	04	9/16-18	19	15	22	1.93
0901D05-05	5/16	7.9	05	1/2-20	17	14	20	
0901D05-06	5/16	7.9	05	9/16-18	19	15	22	
0901D06-06	3/8	9.5	06	9/16-18	19	15	22	2.06
0901D06-08	3/8	9.5	06	3/4-16	24	19	24	2.73
0901D08-08	1/2	12.7	08	3/4-16	24	19	24	4.28
0901D08-10	1/2	12.7	08	7/8-14	27	22	26	2.49
0901D10-10	5/8	15.9	10	7/8-14	27	22	26	6.14
0901D10-12	5/8	15.9	10	1.1/16-12	32	27	27	
0901D12-12	3/4	19	12	1.1/16-12	32	27	30	7.54
0901D16-16	1	25.4	16	1.5/16-12	38	32	35	22.41

**2950** JIC 90° COMPACT ELBOW 74° CONE  
 THRUST WIRE (welded)  
 (DKJ 90°K)



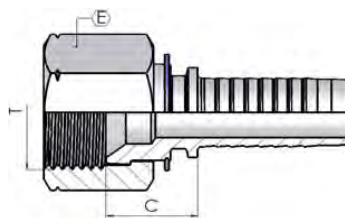
part number	hose I.D.		Dimension					List Price £
			dash size	thread	hex		drop	
	in	mm		T	E	H	C	
2950-04-04	1/4	6.4	04	7/16-20	17	17	19	3.77
2950-04-05	1/4	6.4	04	1/2-20	17	19	19	4.81
2950-04-06	1/4	6.4	04	9/16-18	19	20	22	4.16
2950-05-06	5/16	7.9	05	9/16-18	19	20	22	4.16
2950-06-06	3/8	9.5	06	9/16-18	19	20	23	4.16
* SAE 45° 2950-06-07	3/8	9.5	06	5/8-18	22	21	23	
2950-06-08	3/8	9.5	06	3/4-16	24	22	24	5.35
2950-08-08	1/2	12.7	08	3/4-16	24	22	26	5.22
2950-08-10	1/2	12.7	08	7/8-14	27	26	27	5.77
2950-10-10	5/8	15.9	10	7/8-14	27	26	28	8.05
2950-10-12	5/8	15.9	10	1.1/16-12	32	28	29	9.96
2950-12-12	3/4	19	12	1.1/16-12	32	28	32	9.96
2950-16-16	1	25.4	16	1.5/16-12	41	34	38	21.49

**2971** JIC 90° COMPACT ELBOW 74° CONE  
 CRIMPED NUT - FORGED  
 (DKJ 90°K)



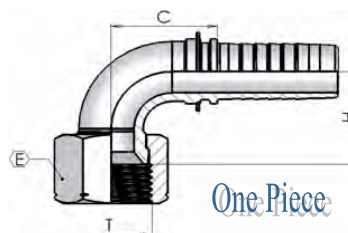
part number	hose I.D.		Dimension						List Price £
			dash size	thread	hex		drop	cut-off	
	in	mm		T	E	E1	H	C	
2971-04-04	1/4	6.4	04	7/16-20	15	15	17	19	4.42
2971-04-05	1/4	6.4	04	1/2-20	17	15	18	19	
2971-05-06	5/16	7.9	05	9/16-18	19	17	20	20	
2971-06-06	3/8	9.5	06	9/16-18	19	17	20	23	6.39
2971-06-08	3/8	9.5	06	3/4-16	24	22	22	24	7.14
2971-08-10	1/2	12.7	08	7/8-14	27	22	24	26	8.90
2971-12-12	3/4	19	12	1.1/16-12	32	27	29	32	10.43

**0902 JIC FEMALE 74° CONE SLIP ON NUT**  
(DKJ)



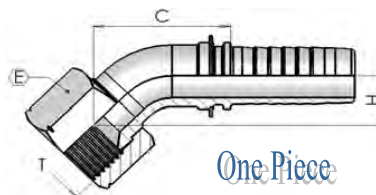
part number	hose I.D.		Dimension				List Price
	in	mm	dash size	thread T	hex E	cut-off C	£
0902-04-05	1/4	6.4	04	1/2-20	17	17	
0902-04-06	1/4	6.4	04	9/16-18	19	17	
0902-05-06	5/16	7.9	05	9/16-18	19	16	
0902-06-08	1/2	12.7	08	3/4-16	22	18	1.90
0902-08-10	1/2	12.7	08	7/8-14	27	20	
0902-10-12	5/8	15.9	10	1.1/16-12	32	20	
0902-12-16	3/4	19	12	1.5/16-12	38	21	

**0952 JIC 90° SWEPT ELBOW 74° CONE SLIP ON NUT**  
(DKJ 90°)



part number	hose I.D.		Dimension					List Price
	in	mm	dash size	thread T	hex E	drop H	cut-off C	£
0952-04-05	1/4	6.4	04	1/2-20	17	21	26	
0952-04-06	1/4	6.4	04	9/16-18	19	21	26	2.64
0952-05-06	5/16	7.9	05	9/16-18	19	32	25	
0952-06-08	1/2	12.7	08	3/4-16	22	26	33	9.16
0952-08-10	1/2	12.7	08	7/8-14	27	32	40	
0952-10-12	5/8	15.9	10	1.1/16-12	32	37	47	
0952-12-12	3/4	19	12	1.1/16-12	32	45	58	
0952-12-16	3/4	19	12	1.5/16-12	38	57	56	

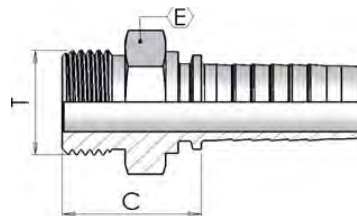
**1002 JIC 45° SWEPT ELBOW 74° CONE SLIP ON NUT**  
(DKJ 45°)



part number	hose I.D.		Dimension					List Price
	in	mm	dash size	thread T	hex E	drop H	cut-off C	£
1002-04-05	1/4	6.4	04	1/2-20	17	11	38	
1002-04-06	1/4	6.4	04	9/16-18	19	11	38	
1002-05-06	5/16	7.9	05	9/16-18	19	20	49	
1002-06-08	1/2	12.7	08	3/4-16	22	13	48	
1002-08-10	1/2	12.7	08	7/8-14	27	16	58	
1002-10-12	5/8	15.9	10	1.1/16-12	32	18	66	
1002-12-12	3/4	19	12	1.1/16-12	32	22	80	
1002-12-16	3/4	19	12	1.5/16-12	38	30	86	

**0385 SAE MALE OR FLAT SEAT**

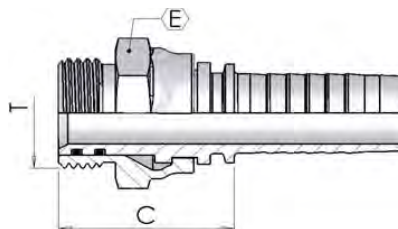
(SAE-OR)



part number	hose I.D.		Dimension				List Price £
	in	mm	dash size	thread T	hex E	cut-off C	
0385-04-04	1/4	6.4	04	7/16-20	14	24	4.48
0385-04-05	1/4	6.4	04	1/2-20	17	24	4.96
0385-04-06	1/4	6.4	04	9/16-18	17	24	5.57
0385-05-06	5/16	7.9	05	9/16-18	17	24	4.96
0385-06-06	3/8	9.5	06	9/16-18	17	25	4.48
0385-06-08	3/8	9.5	06	3/4-16	22	28	5.26
0385-08-08	1/2	12.7	08	3/4-16	22	28	6.07
0385-08-10	1/2	12.7	08	7/8-14	27	30	6.88
0385-08-12	1/2	12.7	08	1.1/16-12	32	32	35.10
0385-10-10	5/8	15.9	10	7/8-14	27	30	7.05
0385-10-12	5/8	15.9	10	1.1/16-12	32	32	8.55
0385-12-10	3/4	19	12	7/8-14	27	31	
0385-12-12	3/4	19	12	1.1/16-12	32	33	8.08
0385-12-16	3/4	19	12	1.5/16-12	38	36	11.06
0385-16-16	1	25.4	16	1.5/16-12	38	37	11.09

**0390 SWIVEL MALE O'RING**

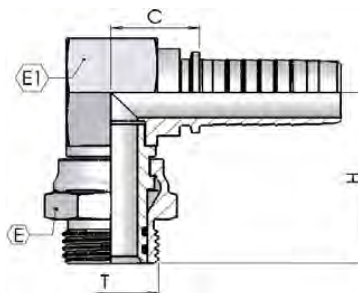
(BOSS)



part number	hose I.D.		Dimension				List Price £
	in	mm	dash size	thread T	hex E	cut-off C	
0390-08-10	1/2	12.7	08	7/8-14	27	39	12.50
0390-10-10	5/8	15.9	10	7/8-14	27	39	12.50
0390-12-12	3/4	19	12	1.1/16-12	32	43	13.23

**0395 90° SWIVEL MALE O'RING**

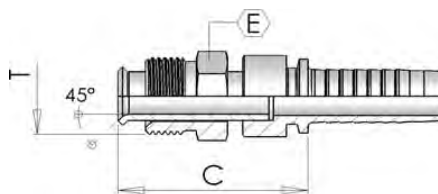
(BOSS 90°)



part number	hose I.D.		Dimension						List Price £
	in	mm	dash size	thread T	hex E	hex E1	drop H	cut-off C	
0395-08-10	1/2	12.7	08	7/8-14	27	27	42	28	22.67
0395-10-10	5/8	15.9	10	7/8-14	27	27	42	29	23.76
0395-12-12	3/4	19	12	1.1/16-12	32	32	48	30	26.73

**IF00 STRAIGHT MALE INVERTED FLARE SWIVEL**

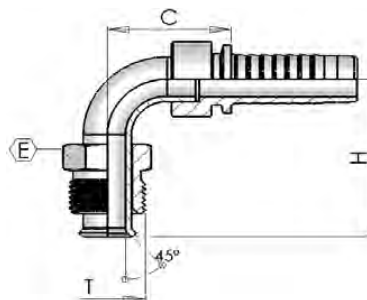
(SIF)



part number	hose I.D.		Dimension				List Price £
			dash size	thread	hex	cut-off	
	in	mm			T	E	C
IF00-04-04	1/4	6.4	04	7/16-24	12	38	4.69
IF00-04-05	1/4	6.4	04	1/2-20	14	55	4.90
IF00-05-04	5/8	7.9	05	7/16-24	12	56	4.38
IF00-05-05	5/8	7.9	05	1/2-20	14	56	6.98
IF00-05-07	5/8	7.9	05	5/8-18	17	56	7.17
IF00-06-04	3/8	9.5	06	7/16-24	12	56	6.92
IF00-06-05	3/8	9.5	06	1/2-20	14	56	4.62
IF00-06-07	3/8	9.5	06	5/8-18	17	57	7.17
IF00-06-09	3/8	9.5	06	11/16-18	19	42	
IF00-08-08	1/2	12.7	08	3/4-18	19	60	7.52

**IF90 90° MALE INVERTED FLARE SWIVEL**

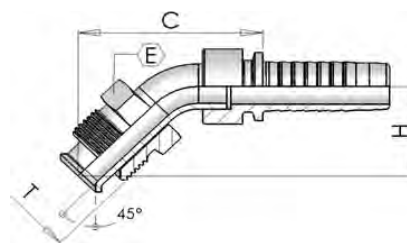
(SIF 90°)



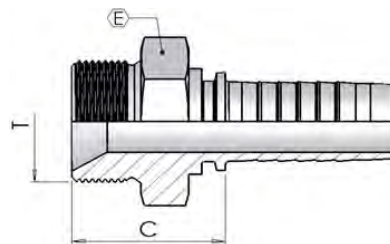
part number	hose I.D.		Dimension					List Price
	in	mm	dash size	thread T	hex E	drop H	cut-off C	
IF90-04-04	1/4	6.4	04	7/16-24	12	36	29	9.25
IF90-04-05	1/4	6.4	04	1/2-20	14	34	30	9.52
IF90-05-04	5/8	7.9	05	7/16-24	12	35	30	9.25
IF90-05-05	5/8	7.9	05	1/2-20	14	35	30	9.52
IF90-05-07	5/8	7.9	05	5/8-18	17	35	30	15.63
IF90-06-04	3/8	9.5	06	7/16-24	12	35	30	9.25
IF90-06-05	3/8	9.5	06	1/2-20	14	35	30	15.96
IF90-06-07	3/8	9.5	06	5/8-18	17	44	31	15.63
IF90-06-09	3/8	9.5	06	11/16-18	19	42	31	15.96
IF90-08-08	1/2	12.7	08	3/4-18	19	45	35	16.74

**IF45 45° MALE INVERTED FLARE SWIVEL**

(SIF 45°)

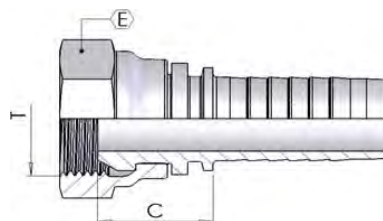


part number	hose I.D.		Dimension					List Price
	in	mm	dash size	thread T	hex E	drop H	cut-off C	
IF45-06-04	3/8	9.5	06	7/16-24	12	25	48	15.99
IF45-06-05	3/8	9.5	06	1/2-20	14	25	48	16.77
IF45-06-07	3/8	9.5	06	5/8-18	17	30	54	16.40
IF45-06-09	3/8	9.5	06	11/16-18	19	30	54	16.77

**0400 METRIC MALE 60° CONE**
**(AGM)**


part number	hose I.D.		Dimension				List Price £
	in	mm	dash size	thread T	hex E	cut-off C	
0400-03-10	3/16	4.8	03	M10-1	14	19	
0400-03-12	3/16	4.8	03	M12-1.5	17	25	2.27
0400-04-10	1/4	6.4	04	M10-1	14	20	5.24
0400-04-12	1/4	6.4	04	M12-1.5	17	26	1.82
0400-04-14	1/4	6.4	04	M14-1.5	19	26	1.59
0400-04-16	1/4	6.4	04	M16-1.5	22	26	1.68
0400-05-12	5/16	7.9	05	M12-1.5	17	26	2.21
0400-05-16	5/16	7.9	05	M16-1.5	22	26	2.11
0400-05-18	5/16	7.9	05	M18-1.5	24	27	2.75
0400-06-14	3/8	9.5	06	M14-1.5	19	26	2.40
0400-06-16	3/8	9.5	06	M16-1.5	22	26	2.06
0400-06-18	3/8	9.5	06	M18-1.5	24	27	5.38
0400-06-22	3/8	9.5	06	M22-1.5	27	28	2.85
0400-08-18	1/2	12.7	08	M18-1.5	24	28	2.65
0400-08-22	1/2	12.7	08	M22-1.5	27	30	2.36
0400-10-26	5/8	15.9	10	M26-1.5	32	32	3.81
0400-12-26	3/4	19	12	M26-1.5	32	33	3.81
0400-12-30	3/4	19	12	M30-1.5	36	36	5.07
0400-16-38	1	25.4	16	M38-1.5	46	37	9.29
0400-20-45	1.1/4	31.8	20	M45-1.5	55	39	15.91

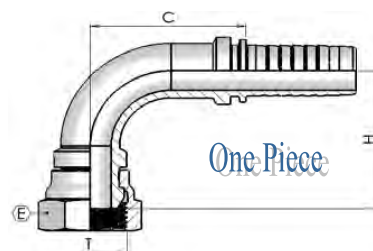
**0100 METRIC FEMALE 60° CONE**  
(DKM)



part number	hose I.D.		Dimension				List Price £
	in	mm	dash size	thread T	hex E	cut-off C	
0100-03-12	3/16	4.8	03	M12-1.5	17	17	2.06
0100-04-10	1/4	6.4	04	M10-1	14	15	
0100-04-12	1/4	6.4	04	M12-1.5	17	17	2.06
0100-04-14	1/4	6.4	04	M14-1.5	19	17	1.33
0100-04-16	1/4	6.4	04	M16-1.5	22	19	1.83
0100-04-18	1/4	6.4	04	M18-1.5	24	19	2.15
0100-05-12	5/16	7.9	05	M12-1.5	17	17	
0100-05-14	5/16	7.9	05	M14-1.5	19	17	2.11
0100-05-16	5/16	7.9	05	M16-1.5	22	19	1.47
0100-05-18	5/16	7.9	05	M18-1.5	24	19	1.97
0100-06-14	3/8	9.5	06	M14-1.5	19	17	
0100-06-16	3/8	9.5	06	M16-1.5	22	19	2.03
0100-06-18	3/8	9.5	06	M18-1.5	24	19	1.32
0100-06-20	3/8	9.5	06	M20-1.5	25	22	4.01
0100-06-22	3/8	9.5	06	M22-1.5	27	22	7.52
0100-08-16	1/2	12.7	08	M16-1.5	22	20	
0100-08-18	1/2	12.7	08	M18-1.5	24	20	2.56
0100-08-20	1/2	12.7	08	M20-1.5	25	23	2.72
0100-08-22	1/2	12.7	08	M22-1.5	27	23	1.80
0100-08-26	1/2	12.7	08	M26-1.5	32	27	6.00
0100-10-26	5/8	15.9	10	M26-1.5	32	25	2.96
0100-12-26	3/4	19	12	M26-1.5	32	25	4.43
0100-12-30	3/4	19	12	M30-1.5	36	23	6.88
0100-16-38	1	25.4	16	M38-1.5	46	33	12.84
0100-20-45	1.1/4	31.8	20	M45-1.5	50	34	24.74
0100-32-65	2	50.8	32	M65-2	75	31	

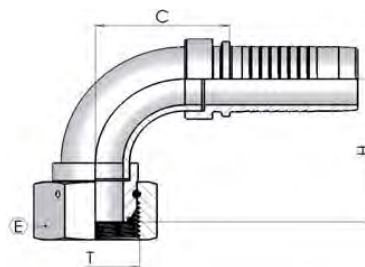


**0200 90° METRIC SWEPT ELBOW 60° CONE**  
(DKM 90°)



part number	hose I.D.		Dimension					List Price £
			dash size	thread	hex	drop	cut-off	
	in	mm		T	E	H	C	
0200-03-10	3/16	4.8	03	M10-1	14	25	22	
0200-03-12	3/16	4.8	03	M12-1.5	17	25	22	3.48
0200-04-12	1/4	6.4	04	M12-1.5	17	27	25	4.36
0200-04-14	1/4	6.4	04	M14-1.5	19	27	25	2.53
0200-04-16	1/4	6.4	04	M16-1.5	22	31	25	4.18
0200-05-16	5/16	7.9	05	M16-1.5	22	35	29	3.02
0200-05-18	5/16	7.9	05	M18-1.5	24	35	29	3.43
0200-06-14	3/8	9.5	06	M14-1.5	19	31	33	5.70
0200-06-16	3/8	9.5	06	M16-1.5	22	34	33	3.30
0200-06-18	3/8	9.5	06	M18-1.5	24	34	33	3.20
0200-06-20	3/8	9.5	06	M20-1.5	25	37	33	8.30
0200-08-18	1/2	12.7	08	M18-1.5	24	42	39	6.00
0200-08-22	1/2	12.7	08	M22-1.5	27	41	39	3.99
0200-10-26	5/8	15.9	10	M26-1.5	32	48	45	6.44
0200-12-26	3/4	19	12	M26-1.5	32	57	56	7.60
0200-16-38	1	25.4	16	M38-1.5	46	71	70	19.08

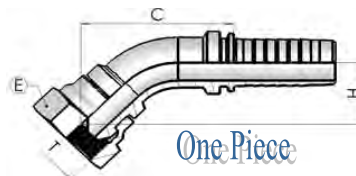
**0200S 90° METRIC SWEPT ELBOW 60° CONE (WELDED)**  
(DKM 90°)



part number	hose I.D.		Dimension					List Price £
			dash size	thread	hex	drop	cut-off	
	in	mm		T	E	H	C	
0200S12-30	3/4	19	12	M30-1.5	36	57	48	
0200S20-45	1.1/4	31.8	20	M45-1.5	50	71	63	

**0300 45° METRIC SWEPT ELBOW 60° CONE**

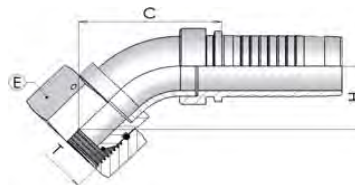
(DKM 45°)



part number	hose I.D.		Dimension					List Price
			dash size	thread	hex	drop	cut-off	
	in	mm		T	E	H	C	£
0300-03-12	3/16	4.8	03	M12-1.5	17	16	34	3.65
0300-04-10	1/4	6.4	04	M10-1	14	14	40	
0300-04-12	1/4	6.4	04	M12-1.5	17	20	46	2.19
0300-04-14	1/4	6.4	04	M14-1.5	19	16	42	2.68
0300-04-16	1/4	6.4	04	M16-1.5	22	18	44	4.40
0300-05-16	5/16	7.9	05	M16-1.5	22	20	49	3.17
0300-05-18	5/16	7.9	05	M18-1.5	24	21	50	3.59
0300-06-14	3/8	9.5	06	M14-1.5	19	17	51	
0300-06-16	3/8	9.5	06	M16-1.5	22	19	52	3.48
0300-06-18	3/8	9.5	06	M18-1.5	24	19	53	3.35
0300-06-20	3/8	9.5	06	M20-1.5	25	21	55	6.84
0300-08-18	1/2	12.7	08	M18-1.5	24	23	62	6.31
0300-08-20	1/2	12.7	08	M20-1.5	25	23	66	
0300-08-22	1/2	12.7	08	M22-1.5	27	24	67	4.17
0300-10-26	5/8	15.9	10	M26-1.5	32	27	72	6.75
0300-12-26	3/4	19	12	M26-1.5	32	30	86	7.99
0300-16-38	1	25.4	16	M38-1.5	46	38	109	20.04

**0300S 45° METRIC SWEPT ELBOW 60° CONE (WELDED)**

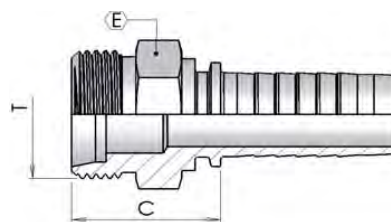
(DKM 45°)



part number	hose I.D.		Dimension					List Price
			dash size	thread	hex	drop	cut-off	
	in	mm		T	E	H	C	£
0300S12-30	3/4	19	12	M30-1.5	36	27	57	
0300S20-45	1.1/4	31.8	20	M45-1.5	50	27	73	

**0500 METRIC MALE 24° SEAT LIGHT**

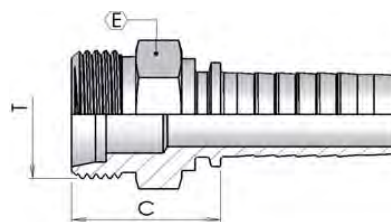
(CEL)



part number	hose I.D.		Dimension					List Price £
	in	mm	dash size	thread T	erm.	hex E	cut-off C	
0500-03-12	3/16	4.8	03	M12-1.5	6	14	22	2.11
0500-04-12	1/4	6.4	04	M12-1.5	6	14	23	1.51
0500-04-14	1/4	6.4	04	M14-1.5	8	14	22	1.11
0500-04-16	1/4	6.4	04	M16-1.5	10	17	23	1.58
0500-04-18	1/4	6.4	04	M18-1.5	12	19	24	1.96
0500-05-14	5/16	7.9	05	M14-1.5	8	14	22	2.37
0500-05-16	5/16	7.9	05	M16-1.5	10	17	23	1.44
0500-05-18	5/16	7.9	05	M18-1.5	12	19	24	1.75
0500-05-22	5/16	7.9	05	M22-1.5	15	22	25	2.97
0500-06-16	3/8	9.5	06	M16-1.5	10	17	23	1.51
0500-06-18	3/8	9.5	06	M18-1.5	12	19	24	1.51
0500-06-22	3/8	9.5	06	M22-1.5	15	22	25	1.96
0500-08-18	1/2	12.7	08	M18-1.5	12	19	25	2.91
0500-08-22	1/2	12.7	08	M22-1.5	15	22	26	1.87
0500-08-26	1/2	12.7	08	M26-1.5	18	27	27	3.28
0500-10-22	5/8	15.9	10	M22-1.5	15	22	26	3.17
0500-10-26	5/8	15.9	10	M26-1.5	18	27	27	2.35
0500-10-30	5/8	15.9	10	M30-2	22	30	32	3.98
0500-12-26	3/4	19	12	M26-1.5	18	27	28	4.51
0500-12-30	3/4	19	12	M30-2	22	30	33	3.54
0500-16-36	1	25.4	16	M36-2	28	36	32	6.29
0500-20-45	1.1/4	31.8	20	M45-2	35	46	36	11.70
0500-24-52	1.1/2	38.1	24	M52-2	42	55	38	23.55

**0450 METRIC MALE 24° SEAT HEAVY**

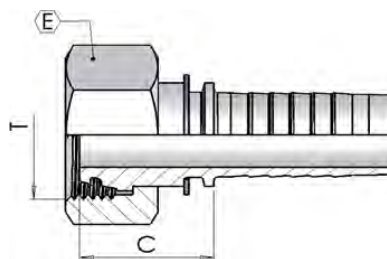
(CES)



part number	hose I.D.		Dimension					List Price
	in	mm	dash size	thread T	erm.	hex E	cut-off C	
0450-03-16	3/16	4.8	03	M16-1.5	8	17	26	2.17
0450-04-14	1/4	6.4	04	M14-1.5	6	14	25	2.48
0450-04-16	1/4	6.4	04	M16-1.5	8	17	27	1.62
0450-04-18	1/4	6.4	04	M18-1.5	10	19	27	1.51
0450-05-18	5/16	7.9	05	M18-1.5	10	19	27	2.32
0450-05-20	5/16	7.9	05	M20-1.5	12	22	29	1.72
0450-06-18	3/8	9.5	06	M18-1.5	10	19	27	2.10
0450-06-20	3/8	9.5	06	M20-1.5	12	22	29	1.80
0450-06-22	3/8	9.5	06	M22-1.5	14	22	31	1.96
0450-06-24	3/8	9.5	06	M24-1.5	16	24	31	2.18
0450-08-24	1/2	12.7	08	M24-1.5	16	24	32	1.98
0450-10-30	5/8	15.9	10	M30-2	20	30	34	3.02
0450-12-30	3/4	19	12	M30-2	20	30	35	4.02
0450-12-36	3/4	19	12	M36-2	25	36	38	5.17
0450-16-36	1	25.4	16	M36-2	25	36	39	7.05
0450-16-42	1	25.4	16	M42-2	30	46	42	8.69
0450-20-42	1.1/4	31.8	20	M42-2	30	46	43	23.41
0450-20-52	1.1/4	31.8	20	M52-2	38	55	45	17.85
0450-24-52	1.1/2	38.1	24	M52-2	38	55	45	45.34

**0085 METRIC FEMALE 24° SEAT LIGHT**

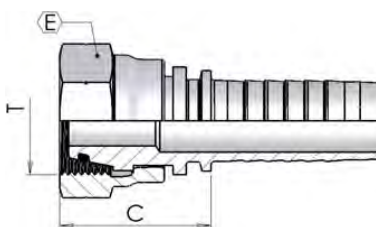
(DKOL)



part number	hose I.D.		Dimension					List Price £
	in	mm	dash size	thread T	erm.	hex E	cut-off C	
0085-03-12	3/16	4.8	03	M12-1.5	6	14	23	2.17
0085-04-14	1/4	6.4	04	M14-1.5	8	17	24	1.05
0085-04-16	1/4	6.4	04	M16-1.5	10	19	24	1.21
0085-04-18	1/4	6.4	04	M18-1.5	12	22	25	1.80
0085-05-14	5/16	7.9	05	M14-1.5	8	17	26	1.53
0085-05-16	5/16	7.9	05	M16-1.5	10	19	24	1.11
0085-05-18	5/16	7.9	05	M18-1.5	12	22	25	1.62
0085-06-18	3/8	9.5	06	M18-1.5	12	22	25	1.27
0085-06-22	3/8	9.5	06	M22-1.5	15	27	29	2.00
0085-08-22	1/2	12.7	08	M22-1.5	15	27	29	1.80
0085-08-26	1/2	12.7	08	M26-1.5	18	32	29	4.62
0085-10-22	5/8	15.9	10	M22-1.5	15	27	32	3.11
0085-10-26	5/8	15.9	10	M26-1.5	18	32	29	2.59
0085-12-30	3/4	19	12	M30-2	22	36	29	3.85
0085-12-36	3/4	19	12	M36-2	28	41	28	7.03
0085-16-36	1	25.4	16	M36-2	28	41	30	6.17
0085-20-45	1.1/4	31.8	20	M45-2	35	50	40	11.35
0085-24-52	1.1/2	38.1	24	M52-2	42	60	41	16.79

**0085 METRIC FEMALE 24° SEAT LIGHT (rolled nut)**

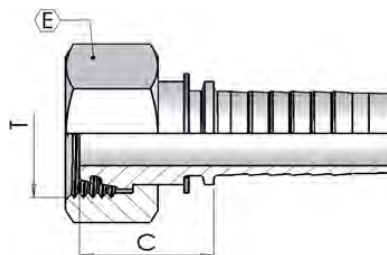
(DKOL)



part number	hose I.D.		Dimension					List Price £
	in	mm	dash size	thread T	erm.	hex E	cut-off C	
0085-04-12	1/4	6.4	04	M12-1.5	6	14	25	1.49
0085-06-16	3/8	9.5	06	M16-1.5	10	19	25	1.39
0085-08-18	1/2	12.7	08	M18-1.5	12	22	28	4.47
0085-12-26	3/4	19	12	M26-1.5	18	32	36	4.36

**0084 METRIC FEMALE 24° SEAT HEAVY**

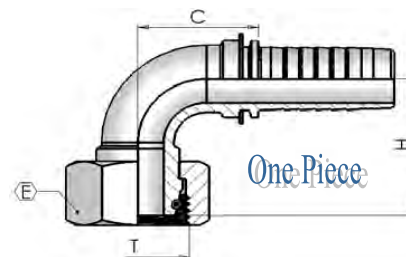
(DKOS)



part number	hose I.D.		Dimension					List Price
	in	mm	dash size	thread T	erm.	hex E	cut-off C	
0084-03-16	3/16	4.8	03	M16-1.5	8	19	25	2.26
0084-04-14	1/4	6.4	04	M14-1.5	6	17	23	2.36
0084-04-16	1/4	6.4	04	M16-1.5	8	19	25	1.87
0084-04-18	1/4	6.4	04	M18-1.5	10	22	24	1.65
0084-05-18	5/16	7.9	05	M18-1.5	10	22	24	2.40
0084-05-20	5/16	7.9	05	M20-1.5	12	24	26	1.96
0084-06-16	3/8	9.5	06	M16-1.5	8	19	26	2.93
0084-06-18	3/8	9.5	06	M18-1.5	10	22	25	3.30
0084-06-20	3/8	9.5	06	M20-1.5	12	24	25	2.17
0084-06-22	3/8	9.5	06	M22-1.5	14	27	29	2.06
0084-08-22	1/2	12.7	08	M22-1.5	14	27	17	4.48
0084-08-24	1/2	12.7	08	M24-1.5	16	30	30	2.40
0084-08-30	1/2	12.7	08	M30-2	20	36	33	7.97
0084-10-24	5/8	15.9	10	M24-1.5	16	30	31	4.89
0084-10-30	5/8	15.9	10	M30-2	20	36	33	3.54
0084-12-30	3/4	19	12	M30-2	20	36	34	4.81
0084-12-36	3/4	19	12	M36-2	25	46	40	6.19
0084-16-36	1	25.4	16	M36-2	25	46	41	7.33
0084-16-42	1	25.4	16	M42-2	30	50	43	8.74
0084-20-52	1.1/4	31.8	20	M52-2	38	60	44	14.97
0084-24-52	1.1/2	38.1	24	M52-2	38	60	44	37.56

**0185 90° METRIC SWEPT ELBOW 24° SEAT LIGHT**

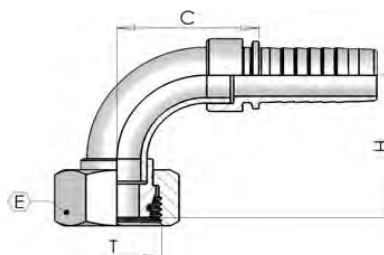
(DKOL 90°)



part number	hose I.D.		Dimension						List Price
			dash size	thread	erm.	hex	drop	cut-off	
	in	mm		T		E	H		C
0185-03-12	3/16	4.8	03	M12-1.5	6	14	23	22	5.28
0185-04-14	1/4	6.4	04	M14-1.5	8	17	26	26	2.40
0185-04-16	1/4	6.4	04	M16-1.5	10	19	27	26	3.07
0185-04-18	1/4	6.4	04	M18-1.5	12	22	30	27	2.19
0185-05-16	5/16	7.9	05	M16-1.5	10	19	31	31	2.83
0185-05-18	5/16	7.9	05	M18-1.5	12	22	33	33	2.95
0185-06-18	3/8	9.5	06	M18-1.5	12	22	34	34	2.83
0185-06-22	3/8	9.5	06	M22-1.5	15	27	35	32	4.44
0185-08-22	1/2	12.7	08	M22-1.5	15	27	41	40	3.96
0185-10-26	5/8	15.9	10	M26-1.5	18	32	46	42	6.61
0185-12-30	3/4	19	12	M30-2	22	36	51	49	8.16
0185-16-36	1	25.4	16	M36-2	28	41	63	72	13.73

**0185S 90° METRIC SWEPT ELBOW 24° SEAT LIGHT (WELDED)**

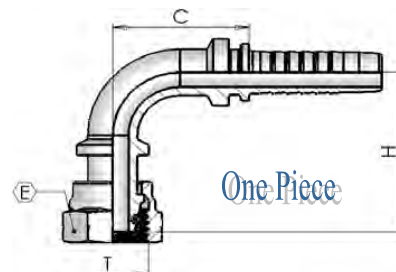
(DKOL 90°)



part number	hose I.D.		Dimension						List Price
			dash size	thread	erm.	hex	drop	cut-off	
	in	mm		T		E	H		C
0185S08-18	1/2	12.7	08	M18-1.5	12	22	48	33	
0185S08-26	1/2	12.7	08	M26-1.5	18	32	44	42	
* crimped nut 0185S12-26	3/4	19	12	M26-1.5	18	32	55	45	
0185S12-36	3/4	19	12	M36-2	28	41	51	49	
0185S20-45	1.1/4	31.8	20	M45-2	35	50	73	63	
0185S24-52	1.1/2	38.1	24	M52-2	42	60	83	81	

**0185 90° METRIC SWEPT ELBOW 24° SEAT LIGHT (ROLLED)**

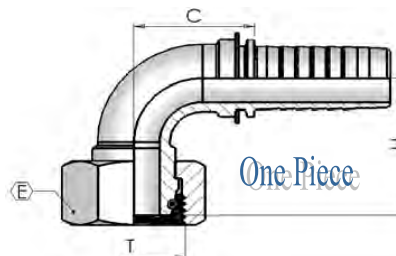
(DKOL 90°)



part number	hose I.D.		Dimension						List Price £
	in	mm	dash size	thread T	erm.	hex E	drop H	cut-off C	
0185-04-12	1/4	6.4	04	M12-1.5	6	14	34	26	3.71
0185-05-14	5/16	7.9	05	M14-1.5	8	17	31	33	3.68
0185-06-16	3/8	9.5	06	M16-1.5	10	19	39	32	2.86

**0184 90° METRIC SWEPT ELBOW 24° SEAT HEAVY**

(DKOS 90°)

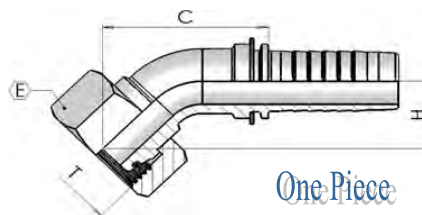


part number	hose I.D.		Dimension						List Price £
	in	mm	dash size	thread T	erm.	hex E	drop H	cut-off C	
0184-03-16	3/16	4.8	03	M16-1.5	8	19	24	21	10.60
0184-04-14	1/4	6.4	04	M14-1.5	6	17	26	27	3.80
0184-04-16	1/4	6.4	04	M16-1.5	8	19	26	26	3.57
0184-04-18	1/4	6.4	04	M18-1.5	10	22	31	27	3.52
0184-04-20	1/4	6.4	04	M20-1.5	12	24	30	27	5.77
0184-05-18	5/16	7.9	05	M18-1.5	10	22	37	29	4.17
0184-05-20	5/16	7.9	05	M20-1.5	12	24	34	30	3.96
0184-06-18	3/8	9.5	06	M18-1.5	10	22	35	34	6.49
0184-06-20	3/8	9.5	06	M20-1.5	12	24	34	34	4.07
0184-06-22	3/8	9.5	06	M22-1.5	14	27	33	33	4.55
0184-08-24	1/2	12.7	08	M24-1.5	16	30	41	39	4.74
0184-10-24	5/8	15.9	10	M24-1.5	16	30	38	42	8.14
0184-10-30	5/8	15.9	10	M30-2	20	36	50	46	7.72
0184-12-30	3/4	19	12	M30-2	20	36	56	58	8.27
0184-12-36	3/4	19	12	M36-2	25	46	59	56	12.56
0184-16-36	1	25.4	16	M36-2	25	46	67	69	15.63
0184-16-42	1	25.4	16	M42-2	30	50	67	69	18.88
0184-20-52	1.1/4	31.8	20	M52-2	38	60	82	84	28.55
0184-24-52	1.1/2	38.1	24	M52-2	38	60	94	99	91.45



**0285 45° METRIC SWEPT ELBOW 24° SEAT LIGHT**

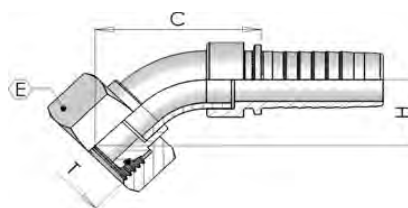
(DKOL 45°)



part number	hose I.D.		Dimension						List Price
			dash size	thread	erm.	hex	drop	cut-off	
	in	mm		T		E	H	C	£
0285-03-12	3/16	4.8	03	M12-1.5	6	14	14	36	4.81
0285-04-14	1/4	6.4	04	M14-1.5	8	17	14	42	2.66
0285-04-16	1/4	6.4	04	M16-1.5	10	19	15	42	3.36
0285-04-18	1/4	6.4	04	M18-1.5	12	22	16	43	5.11
0285-05-16	5/16	7.9	05	M16-1.5	10	19	17	48	3.10
0285-05-18	5/16	7.9	05	M18-1.5	12	22	19	49	4.15
0285-06-18	3/8	9.5	06	M18-1.5	12	22	19	52	3.10
0285-06-22	3/8	9.5	06	M22-1.5	15	27	19	51	4.68
0285-08-22	1/2	12.7	08	M22-1.5	15	27	21	63	4.32
0285-10-26	5/8	15.9	10	M26-1.5	18	32	23	68	7.27
0285-12-30	3/4	19	12	M30-2	22	36	27	85	8.96
0285-16-36	1	25.4	16	M36-2	28	41	32	102	15.10

**0285S 45° METRIC SWEPT ELBOW 24° SEAT LIGHT (WELDED)**

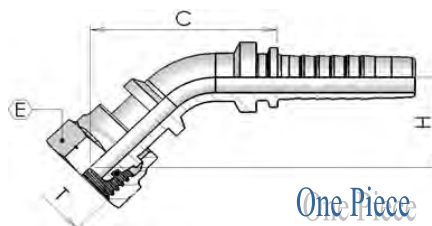
(DKOL 45°)



part number	hose I.D.		Dimension						List Price
			dash size	thread	erm.	hex	drop	cut-off	
	in	mm		T		E	H	C	£
0285S08-26	1/2	12.7	08	M26-1.5	18	32	17	44	
* crimped nut 0285S12-26	3/4	19	12	M26-1.5	18	32	19	43	
0285S20-45	1.1/4	31.8	20	M45-2	35	50	34	72	
0285S24-52	1.1/2	38.1	24	M52-2	42	60	48	98	

**0285 45° METRIC SWEPT ELBOW 24° SEAT LIGHT (ROLLED)**

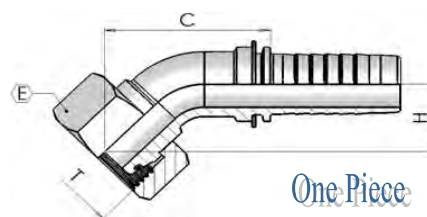
(DKOL 45°)



part number	hose I.D.		Dimension						List Price £
	in	mm	dash size	thread T	erm.	hex E	drop H	cut-off C	
0285-04-12	1/4	6.4	04	M12-1.5	6	14	20	46	3.80
0285-06-16	3/8	9.5	06	M16-1.5	10	19	19	55	3.77

**0284 45° METRIC SWEPT ELBOW 24° SEAT HEAVY**

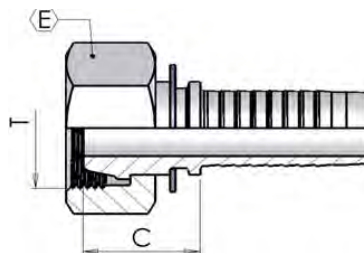
(DKOS 45°)



part number	hose I.D.		Dimension						List Price £
	in	mm	dash size	thread T	erm.	hex E	drop H	cut-off C	
0284-03-16	3/16	4.8	03	M16-1.5	8	19	16	36	11.13
0284-04-14	1/4	6.4	04	M14-1.5	6	17	15	37	3.57
0284-04-16	1/4	6.4	04	M16-1.5	8	19	15	42	3.97
0284-04-18	1/4	6.4	04	M18-1.5	10	22	18	45	3.84
0284-05-20	5/16	7.9	05	M20-1.5	12	24	19	49	4.32
0284-06-18	3/8	9.5	06	M18-1.5	10	22	18	54	7.54
0284-06-20	3/8	9.5	06	M20-1.5	12	24	18	53	4.48
0284-06-22	3/8	9.5	06	M22-1.5	14	27	20	54	5.03
0284-08-24	1/2	12.7	08	M24-1.5	16	30	21	63	5.22
0284-10-30	5/8	15.9	10	M30-2	20	36	29	74	8.50
0284-12-30	3/4	19	12	M30-2	20	36	30	87	10.08
0284-12-36	3/4	19	12	M36-2	25	46	31	88	13.83
0284-16-36	1	25.4	16	M36-2	25	46	34	105	18.69
0284-16-42	1	25.4	16	M42-2	30	50	33	104	20.76
0284-20-52	1.1/4	31.8	20	M52-2	38	60	39	129	31.40
0284-24-52	1.1/2	38.1	24	M52-2	38	60	44	150	

**0035 METRIC FEMALE 24° SEAT LIGHT MULTISEAL**

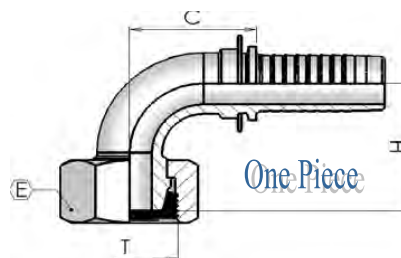
(DKL)



part number	hose I.D.		Dimension					List Price £
			dash size	thread	erm.	hex	cut-off	
	in	mm		T		E	C	
0035-03-12	3/16	4.8	03	M12-1.5	6	14	19	2.06
0035-03-16	3/16	4.8	03	M16-1.5	10	19	18	
0035-04-14	1/4	6.4	04	M14-1.5	8	17	19	1.11
0035-04-16	1/4	6.4	04	M16-1.5	10	19	19	1.27
0035-05-16	5/16	7.9	05	M16-1.5	10	19	19	1.11
0035-05-18	5/16	7.9	05	M18-1.5	12	22	21	
0035-06-18	3/8	9.5	06	M18-1.5	12	22	23	1.27
0035-06-22	3/8	9.5	06	M22-1.5	15	27	22	
0035-08-22	1/2	12.7	08	M22-1.5	15	27	22	1.85
0035-08-26	1/2	12.7	08	M26-1.5	18	32	24	
0035-10-26	5/8	15.9	10	M26-1.5	18	32	24	2.47

**0135 90° METRIC SWEEP ELBOW 24° SEAT LIGHT MULTISEAL**

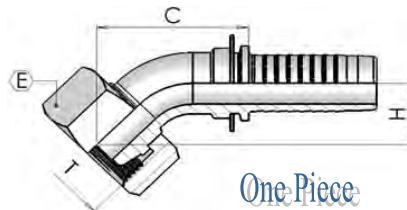
(DKL 90°)



part number	hose I.D.		Dimension						List Price £
			dash size	thread	erm.	hex	drop	cut-off	
	in	mm		T		E	H	C	
0135-04-14	1/4	6.4	04	M14-1.5	8	17	25	25	2.26
0135-04-16	1/4	6.4	04	M16-1.5	10	19	27	25	2.91
0135-05-16	5/16	7.9	05	M16-1.5	10	19	29	32	2.68
0135-05-18	5/16	7.9	05	M18-1.5	12	22	31	33	
0135-06-18	3/8	9.5	06	M18-1.5	12	22	30	34	2.68
0135-06-22	3/8	9.5	06	M22-1.5	15	27	34	33	
0135-08-22	1/2	12.7	08	M22-1.5	15	27	38	41	3.77
0135-10-26	5/8	15.9	10	M26-1.5	18	32	42	46	6.29

**0235 45° METRIC SWEPT ELBOW 24° SEAT LIGHT MULTISEAL**

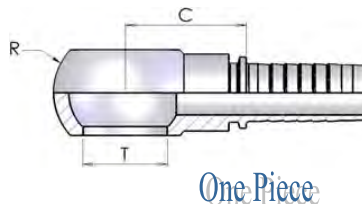
(DKL 45°)



part number	hose I.D.		Dimension						List Price £
	in	mm	dash size	thread T	erm.	hex E	drop H	cut-off C	
0235-04-12	1/4	6.4	04	M12-1.5	6	14	15	36	
0235-04-14	1/4	6.4	04	M14-1.5	8	17	14	40	2.49
0235-04-16	1/4	6.4	04	M16-1.5	10	19	16	37	3.21
0235-05-16	5/16	7.9	05	M16-1.5	10	19	14	47	2.94
0235-05-18	5/16	7.9	05	M18-1.5	12	22	16	49	
0235-06-18	3/8	9.5	06	M18-1.5	12	22	16	50	2.94
0235-08-22	1/2	12.7	08	M22-1.5	15	27	21	61	4.15

**1350 METRIC BANJO**

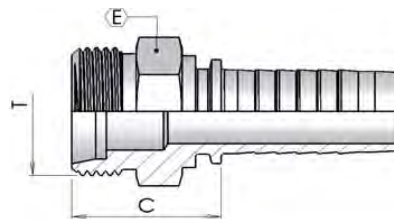
(RNM)



part number	hose I.D.		Dimension					List Price £
	in	mm	dash size	hole T	mm	R	cut-off C	
1350-03-10	3/16	4.8	03	M10-1	10.2	17	19	2.18
1350-03-12	3/16	4.8	03	M12-1.5	12.2	20	21	4.97
1350-04-10	1/4	6.4	04	M10-1	10.2	17	25	1.51
1350-04-12	1/4	6.4	04	M12-1.5	12.2	20	22	2.17
1350-04-14	1/4	6.4	04	M14-1.5	14.2	24	25	2.52
1350-05-14	5/16	7.9	05	M14-1.5	14.2	24	25	2.47
1350-05-16	5/16	7.9	05	M16-1.5	16.2	28	31	3.11
1350-05-18	5/16	7.9	05	M18-1.5	18.2	32	29	4.11
1350-06-14	3/8	9.5	06	M14-1.5	14.2	24	25	2.36
1350-06-16	3/8	9.5	06	M16-1.5	16.2	28	31	2.98
1350-06-18	3/8	9.5	06	M18-1.5	18.2	32	29	3.41
1350-06-22	3/8	9.5	06	M22-1.5	22.2	36	31	5.93
1350-08-16	1/2	12.7	08	M16-1.5	16.2	28	30	5.91
1350-08-18	1/2	12.7	08	M18-1.5	18.2	32	29	3.74
1350-08-22	1/2	12.7	08	M22-1.5	22.2	36	31	5.00
1350-10-22	5/8	15.9	10	M22-1.5	22.2	36	31	8.55
1350-10-26	5/8	15.9	10	M26-1.5	26.2	45	38	9.99
1350-12-22	3/4	19	12	M22-1.5	22.2	36	32	9.23
1350-12-26	3/4	19	12	M26-1.5	26.2	45	38	9.27
1350-16-30	1	25.4	16	M30-1.5	30.2	54	43	25.49

**0430 METRIC MALE 24° CONE FRENCH TYPE**

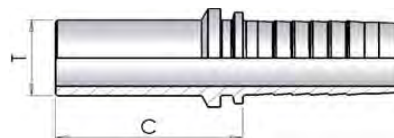
(CEF)



part number	hose I.D.		Dimension					List Price £
			dash size	erm.	thread T	hex E	cut-off C	
	in	mm						
0430-05-18	5/16	7.9	05	12.00	M18-1.5	19	26	2.75
0430-05-20	5/16	7.9	05	13.25	M20-1.5	22	26	2.44
0430-06-20	3/8	9.5	06	13.25	M20-1.5	22	26	2.50
0430-08-24	1/2	12.7	08	16.75	M24-1.5	24	28	2.91
0430-10-30	5/8	15.9	10	21.25	M30-1.5	32	31	4.67
0430-12-30	3/4	19	12	21.25	M30-1.5	32	32	10.30
0430-12-36	3/4	19	12	26.75	M36-1.5	36	33	6.70
0430-16-45	1	25.4	16	33.50	M45-1.5	46	38	13.65
0430-20-52	1.1/4	31.8	20		M52-1.5	55	41	

**0530 METRIC STANDPIPE FRENCH TYPE**

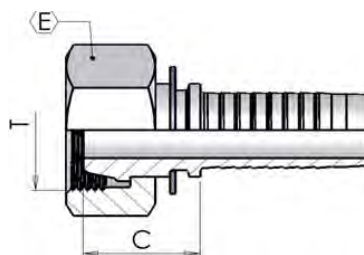
(BEF)



part number	hose I.D.		Dimension				List Price £
			dash size	pipe T		cut-off C	
	in	mm					
0530-05-20	5/16	7.9	05	13.25		35	2.37
0530-06-20	3/8	9.5	06	13.25		37	2.52
0530-08-24	1/2	12.7	08	16.75		41	3.20
0530-10-30	5/8	15.9	10	21.25		40	3.75
0530-12-36	3/4	19	12	26.75		42	5.33
0530-16-45	1	25.4	16	33.50		43	9.67

### 0030 METRIC FEMALE 24° CONE FRENCH TYPE

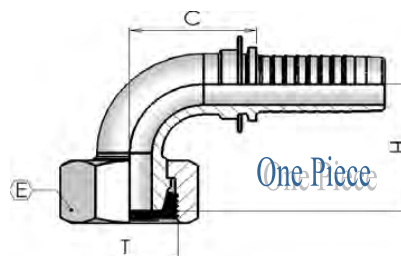
(DKF)



part number	hose I.D.		Dimension				List Price
			dash size	thread	hex	cut-off	
	in	mm		T	E	C	£
0030-05-20	5/16	7.9	05	M20-1.5	24	25	3.02
0030-06-20	3/8	9.5	06	M20-1.5	24	25	2.80
0030-08-24	1/2	12.7	08	M24-1.5	30	28	3.53
0030-10-30	5/8	15.9	10	M30-1.5	36	25	6.48
0030-12-30	3/4	19	12	M30-1.5	36	26	6.66
0030-12-36	3/4	19	12	M36-1.5	46	29	8.69
0030-16-45	1	25.4	16	M45-1.5	55	30	15.91
0030-20-52	1.1/4	31.8	20	M52-1.5	65	34	17.78

### 0130 90° METRIC SWEPT ELBOW 24° CONE FRENCH TYPE

(DKF 90°)

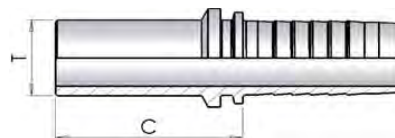


part number	hose I.D.		Dimension					List Price
			dash size	thread	hex	drop	cut-off	
	in	mm		T	E	H	C	£
0130-05-20	5/16	7.9	05	M20-1.5	24	35	29	4.96
0130-06-20	3/8	9.5	06	M20-1.5	24	35	33	7.28
0130-08-24	1/2	12.7	08	M24-1.5	30	40	43	7.33
0130-12-36	3/4	19	12	M36-1.5	46	55	56	15.78

*welded	0130S10-30	5/8	15.9	10	M30-1.5	36	49	48	
---------	------------	-----	------	----	---------	----	----	----	--

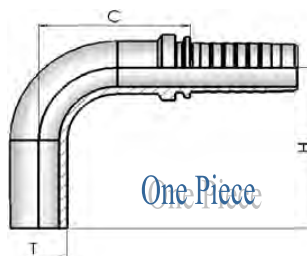
**0550 METRIC STANDPIPE**

(BEL-BES)



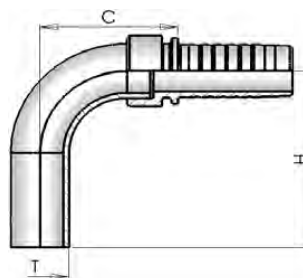
part number	hose I.D.		Dimension				List Price £
	in	mm	dash size	pipe T	type	cut-off C	
0550-03-06	3/16	4.8	03	6	L/S	30	1.32
0550-03-08	3/16	4.8	03	8	L/S	29	1.39
0550-04-06	1/4	6.4	04	6	L/S	32	0.79
0550-04-08	1/4	6.4	04	8	L/S	30	0.75
0550-04-10	1/4	6.4	04	10	L/S	33	0.76
0550-04-12	1/4	6.4	04	12	L/S	30	1.33
0550-05-08	5/16	7.9	05	08	L/S	31	1.43
0550-05-10	5/16	7.9	05	10	L/S	31	1.05
0550-05-12	5/16	7.9	05	12	L/S	33	1.08
0550-06-08	3/8	9.5	06	08	L/S	33	3.40
0550-06-10	3/8	9.5	06	10	L/S	33	0.88
0550-06-12	3/8	9.5	06	12	L/S	32	0.87
0550-06-14	3/8	9.5	06	14	S	37	0.98
0550-06-15	3/8	9.5	06	15	L	32	0.98
0550-08-12	1/2	12.7	08	12	L/S	36	1.80
0550-08-14	1/2	12.7	08	14	S	39	1.46
0550-08-15	1/2	12.7	08	15	L	34	1.28
0550-08-16	1/2	12.7	08	16	S	39	1.36
0550-08-18	1/2	12.7	08	18	L	35	1.60
0550-08-20	1/2	12.7	08	20	S	45	4.24
0550-10-18	5/8	15.9	10	18	L	35	1.76
0550-10-20	5/8	15.9	10	20	S	45	1.76
0550-10-22	5/8	15.9	10	22	L	33	1.94
0550-12-18	3/4	19	12	18	L	37	2.98
0550-12-20	3/4	19	12	20	S	46	2.40
0550-12-22	3/4	19	12	22	L	38	2.16
0550-12-25	3/4	19	12	25	S	49	2.50
0550-12-28	3/4	19	12	28	L	40	5.33
0550-16-25	1	25.4	16	25	S	51	3.79
0550-16-28	1	25.4	16	28	L	41	3.93
0550-16-30	1	25.4	16	30	S	54	4.02
0550-16-38	1	25.4	16	38	S	60	
0550-20-30	1.1/4	31.8	20	30	S	58	8.51
0550-20-35	1.1/4	31.8	20	35	L	48	5.94
0550-20-38	1.1/4	31.8	20	38	S	62	8.95
0550-24-38	1.1/2	38.1	24	38	S	63	13.44
0550-24-42	1.1/2	38.1	24	42	L	50	13.28

**0650 90° METRIC STANDPIPE**  
(BEL-BES 90°)



part number	hose I.D.		Dimension					List Price
	in	mm	dash size	pipe T	type	drop H	cut-off C	£
0650-04-06	1/4	6.4	04	6	L/S	32	23	2.15
0650-04-08	1/4	6.4	04	8	L/S	34	25	2.33
0650-04-10	1/4	6.4	04	10	L/S	43	25	2.19
0650-04-12	1/4	6.4	04	12	L/S	37	25	3.24
0650-05-10	5/16	7.9	05	10	L/S	40	29	2.56
0650-05-12	5/16	7.9	05	12	L/S	45	29	2.80
0650-06-10	3/8	9.5	06	10	L/S	40	27	2.44
0650-06-12	3/8	9.5	06	12	L/S	44	30	2.36
0650-06-14	3/8	9.5	06	14	S	45	33	3.11
0650-06-15	3/8	9.5	06	15	L	41	33	3.43
0650-08-14	1/2	12.7	08	14	S	52	36	3.48
0650-08-15	1/2	12.7	08	15	L	56	42	3.39
0650-08-16	1/2	12.7	08	16	S	59	45	3.44

**0650S 90° METRIC STANDPIPE (WELDED)**  
(BEL-BES 90°)

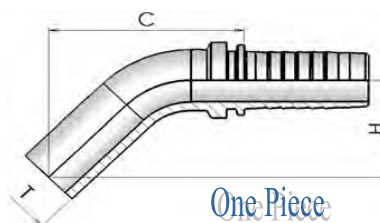


part number	hose I.D.		Dimension					List Price
	in	mm	dash size	pipe T	type	drop H	cut-off C	£
0650S03-06	3/16	4.8	03	6	L/S	37	24	
0650S03-08	3/16	4.8	03	8	L/S	39	24	
0650S05-08	5/16	7.9	05	8	L/S	39	25	
0650S06-15	3/8	9.5	06	15	L	53	38	
0650S08-12	1/2	12.7	08	12	L/S	45	31	
0650S08-14	1/2	12.7	08	14	S	49	33	
0650S08-15	1/2	12.7	08	15	L	53	39	
0650S08-16	1/2	12.7	08	16	S	56	42	
0650S08-18	1/2	12.7	08	18	L	57	42	
0650S10-18	5/8	15.9	10	18	L	57	42	
0650S10-20	5/8	15.9	10	20	S	66	48	
0650S10-22	5/8	15.9	10	22	L	71	53	
0650S12-20	3/4	19	12	20	S	66	49	
0650S12-22	3/4	19	12	22	L	71	54	
0650S12-25	3/4	19	12	25	S	76	57	
0650S16-25	1	25.4	16	25	S	76	58	
0650S16-28	1	25.4	16	28	L	83	65	
0650S16-30	1	25.4	16	30	S	89	66	
0650S20-30	1.1/4	31.8	20	30	S	89	67	
0650S20-35	1.1/4	31.8	20	35	L	97	77	
0650S20-38	1.1/4	31.8	20	38	S	106	81	
0650S24-38	1.1/2	38.1	24	38	S	106	81	
0650S24-42	1.1/2	38.1	24	42	L	118	92	



**0750 45° METRIC STANDPIPE**

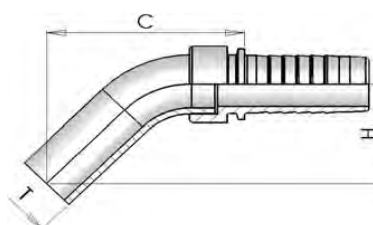
(BEL-BES 45°)



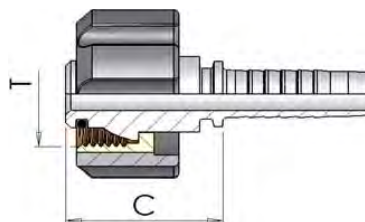
part number	hose I.D.		Dimension					List Price
			dash size	pipe	type	drop	cut-off	
	in	mm		T		H	C	£
0750-03-06	3/16	4.8	03	6	L/S	26	33	2.65
0750-03-08	3/16	4.8	03	8	L/S	26	38	2.98
0750-04-06	1/4	6.4	04	6	L/S	24	41	2.22
0750-04-08	1/4	6.4	04	8	L/S	25	43	2.45
0750-04-10	1/4	6.4	04	10	L/S	30	47	2.32
0750-04-12	1/4	6.4	04	12	L/S	30	47	3.40
0750-05-10	5/16	7.9	05	10	L/S	30	49	2.70
0750-05-12	5/16	7.9	05	12	L/S	32	53	2.93
0750-06-10	3/8	9.5	06	10	L/S	33	50	2.53
0750-06-12	3/8	9.5	06	12	L/S	33	52	2.49
0750-06-14	3/8	9.5	06	14	S	36	53	3.28
0750-06-15	3/8	9.5	06	15	L	38	54	3.59
0750-08-14	1/2	12.7	08	14	S	39	56	3.65
0750-08-16	1/2	12.7	08	16	S	40	57	3.64

**0750S 45° METRIC STANDPIPE (WELDED)**

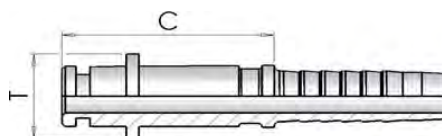
(BEL-BES 45°)



part number	hose I.D.		Dimension					List Price
			dash size	pipe	type	drop	cut-off	
	in	mm		T		H	C	£
0750S03-06	3/16	4.8	03	6	L/S	26	33	
0750S03-08	3/16	4.8	03	8	L/S	26	38	
0750S06-14	3/8	9.5	06	14	S	34	43	
0750S06-15	3/8	9.5	06	15	L	37	45	
0750S08-14	1/2	12.7	08	14	S	34	42	
0750S08-15	1/2	12.7	08	15	L	37	46	
0750S08-16	1/2	12.7	08	16	S	36	45	
0750S08-18	1/2	12.7	08	18	L	32	61	
0750S10-18	5/8	15.9	10	18	L	32	61	
0750S10-20	5/8	15.9	10	20	S	34	62	
0750S10-22	5/8	15.9	10	22	L	35	68	
0750S12-20	3/4	19	12	20	S	35	68	
0750S12-22	3/4	19	12	22	L	35	68	
0750S12-25	3/4	19	12	25	S	39	75	
0750S16-25	1	25.4	16	25	S	39	74	
0750S16-28	1	25.4	16	28	L	49	87	
0750S16-30	1	25.4	16	30	S	43	84	
0750S20-30	1.1/4	31.8	20	30	S	43	85	
0750S20-35	1.1/4	31.8	20	35	L	45	93	
0750S20-38	1.1/4	31.8	20	38	S	50	94	
0750S24-38	1.1/2	38.1	24	38	S	50	94	
0750S24-42	1.1/2	38.1	24	42	L	57	113	

**FK50 K' FEMALE**


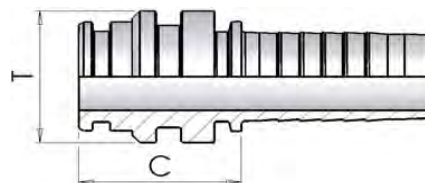
part number	hose I.D.		Dimension			List Price
			dash size	thread	cut-off	
	in	mm		T		C
FK50-04-22	1/4	6.4	04	M22-1.5	31	4.00
FK50-05-22	5/16	7.9	05	M22-1.5	31	3.71
FK50-06-22	3/8	9.5	06	M22-1.5	31	3.54

**FN50 K' MALE (for gun)**


part number	hose I.D.		Dimension			List Price
			dash size	thread	cut-off	
	in	mm		T		C
FN50-04-22	1/4	6.4	04		33	2.26
FN50-05-22	5/16	7.9	05		33	2.12
FN50-06-22	3/8	9.5	06		33	3.82

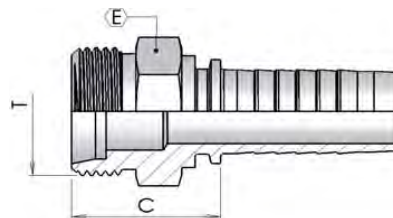
**0398 STAPLELOCK MALE**

(STN)



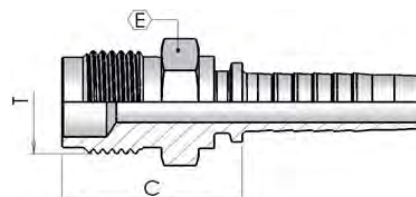
part number	hose I.D.		Dimension			List Price
			dash size	head	cut-off	
	in	mm		T		C
0398-04-04	1/4	6.4	4	1/4	32	3.20
0398-06-06	3/8	9.5	06	3/8	35	3.50
0398-08-08	1/2	12.7	08	1/2	33	5.07
0398-10-10	5/8	15.9	10	5/8	33	
0398-12-12	3/4	19	12	3/4	33	8.82
0398-16-16	1	25.4	16	1	39	
0398-20-20	1.1/4	31.8	20	1.1/4	41	

**KO5B**  
**KO5L**  
**(KOB)**  
**KOBELCO MALE**



part number	hose I.D.		Dimension					List Price £
			dash size	thread	tube	hex	cut-off	
	in	mm		T		E	C	
KO5B-10-26	5/8	15.9	10	M26-1.5	18	27	30	
KO5B-10-30	5/8	15.9	10	M30-1.5	22	32	32	
KO5B-12-30	3/4	19	12	M30-1.5	22	32	35	
KO5B-12-36	3/4	19	12	M36-1.5	28	41	36	
KO5L-12-36	3/4	19	12	M36-1.5	30	41	40	
KO5B-12-42	3/4	19	12	M42-1.5	30	46	38	
KO5B-16-36	1	25.4	16	M36-1.5	28	41	37	
KO5B-16-42	1	25.4	16	M42-1.5	30	46	39	
KO5B-16-45	1	25.4	16	M45-1.5	35	50	38	

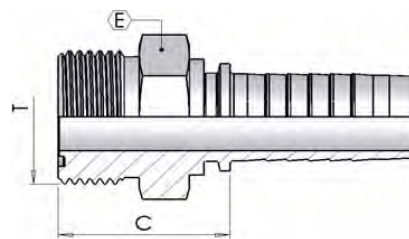
**0438**  
**(CGM)**  
**METRIC MALE FOR AGRICULTURAL VALVES**



part number	hose I.D.		Dimension				List Price £
			dash size	thread	hex	cut-off	
	in	mm		T	E	C	
0438-04-18	1/4	6.4	04	M18-1.5	19	29	
0438-05-18	5/16	7.9	05	M18-1.5	19	29	
0438-06-18	3/8	9.5	06	M18-1.5	19	29	

**S350 ORFS MALE**

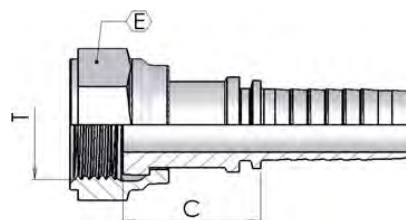
(ORFS)



part number	hose I.D.		Dimension				List Price £
	in	mm	dash size	thread T	hex E	cut-off C	
S350-04-06	1/4	6.4	04	9/16-18	17	23	
S350-04-09	1/4	6.4	04	11/16-16	19	21	
S350-05-09	5/16	7.9	05	11/16-16	19	26	
S350-06-09	3/8	9.5	06	11/16-16	19	26	
S350-06-11	3/8	9.5	6	13/16-16	22	29	
S350-08-11	1/2	12.7	08	13/16-16	22	29	
S350-08-13	1/2	12.7	08	1-14	27	34	
S350-08-14	1/2	12.7	08	1.3/16-12	32	35	
S350-10-13	5/8	15.9	10	1-14	27	33	
S350-10-14	5/8	15.9	10	1.3/16-12	32	35	
S350-12-14	3/4	19	12	1.3/16-12	32	36	
S350-12-15	3/4	19	12	1.7/16-12	38	36	
S350-16-15	1	25.4	16	1.7/16-12	38	37	
S350-16-21	1	25.4	16	1.11/16-12	46	38	
S350-20-21	1.1/4	31.8	20	1.11/16-12	46	39	

**S050 ORFS FEMALE**

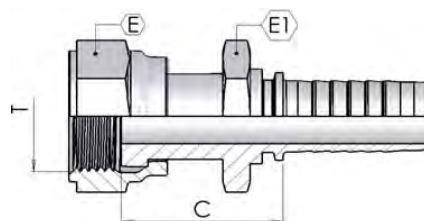
(ORFS)



part number	hose I.D.		Dimension				List Price £
			dash size	thread	hex		
	in	mm			T	E	C
S050-04-06	1/4	6.4	04	9/16-18	19	25	2.76
S050-04-09	1/4	6.4	04	11/16-16	22	29	6.37
S050-04-11	1/4	6.4	04	13/16-16	24	32	7.38
S050-05-09	5/16	7.9	05	11/16-16	22	29	14.96
S050-06-09	3/8	9.5	06	11/16-16	22	29	3.15
S050-06-11	3/8	9.5	06	13/16-16	24	30	3.93
S050-08-11	1/2	12.7	08	13/16-16	24	32	3.54
S050-08-13	1/2	12.7	08	1-14	30	35	8.02
S050-08-14	1/2	12.7	08	1.3/16-12	36	37	
S050-10-13	5/8	15.9	10	1-14	30	35	6.00
S050-10-14	5/8	15.9	10	1.3/16-12	36	34	8.96
S050-12-13	3/4	19	12	1-14	30	37	11.27
S050-12-14	3/4	19	12	1.3/16-12	36	35	7.16
S050-12-15	3/4	19	12	1.7/16-12	41	41	15.21
S050-16-15	1	25.4	16	1.7/16-12	41	39	10.73
S050-20-21	1.1/4	31.8	20	1.11/16-12	50	40	14.45
S050-24-32	1.1/2	38.1	24	2-12	60	41	23.44

**S05T ORFS FEMALE BACK HEXAGON**

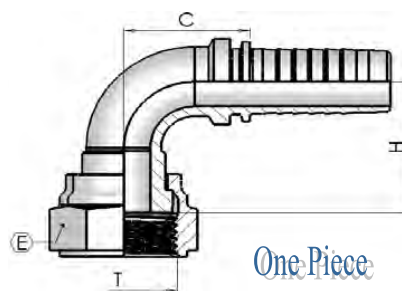
(ORFS)



part number	hose I.D.		Dimension					List Price £
			dash size	thread	hex		cut-off	
	in	mm			T	E	E1	C
S05T-04-06	1/4	6.4	04	9/16-18	19	15	30	
S05T-06-09	3/8	9.5	06	11/16-16	22	17	34	
S05T-08-11	1/2	12.7	08	13/16-16	24	19	37	
S05T-10-13	5/8	15.9	10	1-14	30	24	41	
S05T-12-14	3/4	19	12	1.3/16-12	36	30	42	
S05T-16-15	1	25.4	16	1.7/16-12	41	41	48	

**S150 ORFS 90° SWEPT ELBOW**

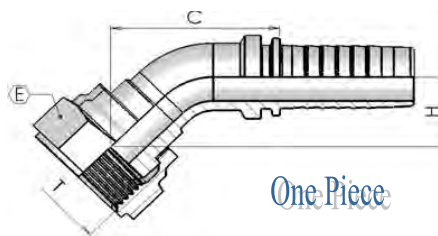
(ORFS 90°)



part number	hose I.D.		Dimension					List Price
	in	mm	dash size	thread T	hex E	drop H	cut-off C	£
S150-04-06	1/4	6.4	04	9/16-18	19	26	25	3.96
S150-04-09	1/4	6.4	04	11/16-16	22	28	25	4.81
S150-05-09	5/16	7.9	05	11/16-16	22	32	29	4.71
S150-06-09	3/8	9.5	06	11/16-16	22	33	33	4.45
S150-06-11	3/8	9.5	06	13/16-16	24	32	33	5.72
S150-08-11	1/2	12.7	08	13/16-16	24	36	39	5.26
S150-08-13	1/2	12.7	08	1-14	30	40	39	8.31
S150-08-14	1/2	12.7	08	1.3/16-12	36	39	42	
S150-10-13	5/8	15.9	10	1-14	30	45	47	7.65
<i>Welded</i> S150-10-14	5/8	15.9	10	1.3/16-12	36	39	42	12.00
<i>Welded</i> S150-12-13	3/4	19	12	1-14	30	39	42	15.54
S150-12-14	3/4	19	12	1.3/16-12	36	49	57	8.78
S150-12-15	3/4	19	12	1.7/16-12	41	51	56	23.05
S150-16-15	1	25.4	16	1.7/16-12	41	61	67	12.44
<i>Welded</i> S150-16-21	1	25.4	20	1.11/16-12	50	58	62	22.67
<i>Welded</i> S150-20-21	1.1/4	31.8	20	1.11/16-12	50	58	63	26.74
<i>Welded</i> S150-24-32	1.1/2	38.1	24	2-12	60	73	80	44.36

## S250 ORFS 45° SWEPT ELBOW

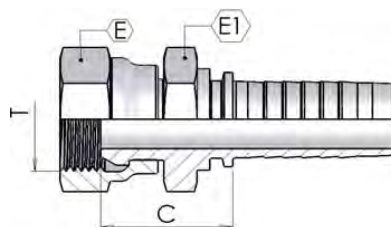
(ORFS 45°)



part number	hose I.D.		Dimension					List Price
	in	mm	dash size	thread T	hex E	drop H	cut-off C	
S250-04-06	1/4	6.4	04	9/16-18	19	14	40	4.11
S250-04-09	1/4	6.4	04	11/16-16	22	15	40	5.07
S250-05-09	5/16	7.9	05	11/16-16	22	14	44	5.43
S250-06-09	3/8	9.5	06	11/16-16	22	17	52	4.68
S250-06-11	3/8	9.5	06	13/16-16	24	18	51	6.00
S250-08-11	1/2	12.7	08	13/16-16	24	20	62	5.57
S250-08-13	1/2	12.7	08	1-14	30	23	66	8.71
S250-08-14	1/2	12.7	08	1.3/16-12	36	23	62	10.24
S250-10-13	5/8	15.9	10	1-14	30	26	71	8.05
Welded S250-10-14	5/8	15.9	10	1.3/16-12	36	18	44	15.90
Welded S250-12-13	3/4	19	12	1-14	30	15	40	
S250-12-14	3/4	19	12	1.3/16-12	36	27	83	9.26
S250-12-15	3/4	19	12	1.7/16-12	41	26	84	9.56
S250-16-15	1	25.4	16	1.7/16-12	41	31	100	13.04
Welded S250-20-21	1.1/4	31.8	20	1.11/16-12	50	44	125	29.43
Welded S250-24-32	1.1/2	38.1	24	2-12	60	29	78	48.80

**0920 JIS FEMALE 60° CONE (Nissan)**

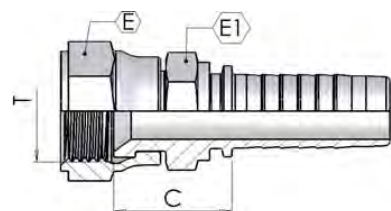
(JIS-N)



part number	hose I.D.		Dimension				List Price £	
	in	mm	dash size	thread T	hex E E1			cut-off C
0920-04-04	1/4	6.4	04	1/4-19	19	19	23	
0920-06-06	3/8	9.5	06	3/8-19	22	22	28	
0920-08-08	1/2	12.7	08	1/2-14	27	27	27	
0920-12-12	3/4	19	12	3/4-14	32	32	29	
0920-16-16	1	25.4	16	1-11	38	38	31	

**0930 JIS FEMALE 60° CONE (Toyota)**

(JIS-T)

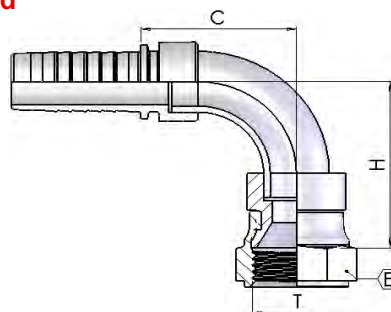


part number	hose I.D.		Dimension				List Price £	
	in	mm	dash size	thread T	hex E E1			cut-off C
0930-04-04	1/4	6.4	04	1/4-19	19	17	20	2.33
0930-06-06	3/8	9.5	06	3/8-19	22	19	22	2.51
0930-08-08	1/2	12.7	08	1/2-14	27	22	26	2.70
0930-12-12	3/4	19	12	3/4-14	32	30	29	5.11
0930-16-16	1	25.4	16	1-11	38	36	31	8.57
0930-20-20	1,1/4	31.8	20	1,1/4-11	50	46	35	16.22
0930-24-24	1,1/2	38.1	24	1,1/2-11	55	50	28	23.89



**0980S 45° JIS SWEPT ELBOW (Toyota) - Welded**

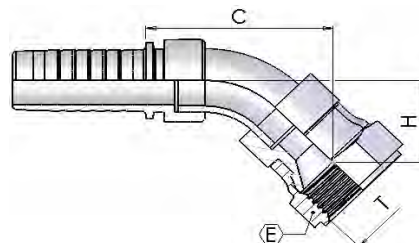
(JIS-T 90°)



part number	hose I.D.		Dimension					List Price
			dash size	thread	hex	drop	cut-off	
	in	mm		T	E	H	C	£
0980S04-04	1/4	6.4	04	1/4-19	19	35	38	5.72
0980S06-06	3/8	9.5	06	3/8-19	22	30	27	6.16
0980S08-08	1/2	12.7	08	1/2-14	27	39	33	6.81
0980S12-12	3/4	19	12	3/4-14	32	55	48	13.14
0980S16-16	1	25.4	16	1-11	38	62	57	22.52
0980S20-20	1,1/4	31.8	20	1,1/4-11	50	65	63	37.26
0980S24-24	1,1/2	38.1	24	1,1/2-11	55	83	80	65.65

**1030S Curva JIS 45° (Toyota) - Saldata**

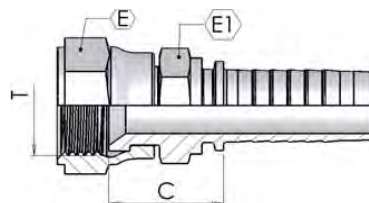
(JIS-T 45°)



part number	hose I.D.		Dimension					List Price
			dash size	thread	hex	drop	cut-off	
	in	mm		T	E	H	C	£
1030S04-04	1/4	6.4	04	1/4-19	19	18	44	
1030S05-06	5/16	7.9	05	3/8-19	22	18	38	
1030S06-06	3/8	9.5	06	3/8-19	22	18	38	7.13
1030S08-08	1/2	12.7	08	1/2-14	27	20	40	
1030S12-12	3/4	19	12	3/4-14	32	26	56	
1030S16-16	1	25.4	16	1-11	38	33	72	
1030S20-20	1,1/4	31.8	20	1,1/4-11	50	29	67	
1030S24-24	1,1/2	38.1	24	1,1/2-11	55	36	85	

**0940 JIS FEMALE 60° CONE (Komatsu) JIS FEMALE 60° CONE (Komatsu)**

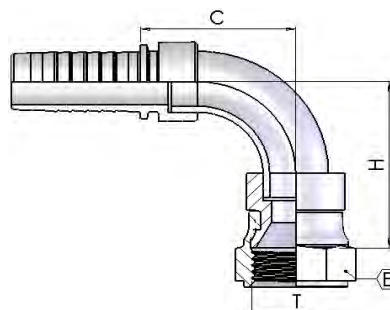
(JIS-K)



part number	hose I.D.		Dimension				List Price	
			dash size	thread	hex			cut-off
	in	mm		T	E	E1	C	£
0940-04-14	1/4	6.4	04	M14x1,5	19	17	22	2.80
0940-05-16	5/16	7.9	05	M16x1,5	22	17	22	3.44
0940-06-14	3/8	9.5	06	M14x1,5	19	17	22	2.22
0940-06-18	3/8	9.5	06	M18x1,5	24	19	21	3.07
0940-08-22	1/2	12.7	08	M22x1,5	27	22	27	3.56
0940-10-24	5/8	15.9	10	M24x1,5	30	27	26	5.42
0940-12-30	3/4	19	12	M30x1,5	36	30	30	7.98
0940-16-33	1	25.4	16	M33x1,5	41	36	33	11.24
0940-20-36	1.1/4	31.8	20	M36x1,5	46	46	37	21.77
0940-24-42	1.1/2	38.1	24	M42x1,5	50	50	38	30.40

**0990S 90° JIS SWEPT ELBOW (Komatsu) - Welded**

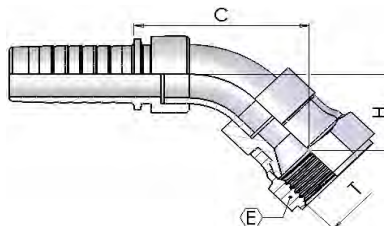
(JIS-K 90°)



part number	hose I.D.		Dimension				List Price	
			dash size	thread	hex	drop		cut-off
	in	mm		T	E	H	C	£
0990S04-14	1/4	6.4	04	M14x1,5	19	35	38	6.39
0990S05-16	5/16	7.9	05	M16x1,5	22	30	27	10.23
0990S06-14	3/8	9.5	06	M14x1,5	19	33	31	6.63
0990S06-18	3/8	9.5	06	M18x1,5	24	33	31	7.78
0990S08-22	1/2	12.7	08	M22x1,5	27	39	33	10.53
0990S10-24	5/8	15.9	10	M24x1,5	30	48	42	16.05
0990S12-30	3/4	19	12	M30x1,5	36	43	48	23.44
0990S16-33	1	25.4	16	M33x1,5	41	62	57	33.32

**1040S 45° JIS SWEPT ELBOW (Komatsu) - Welded**

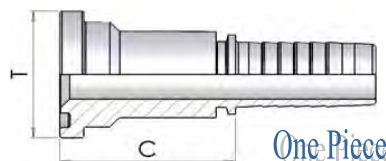
(JIS-K 45°)



part number	hose I.D.		Dimension					List Price £
			dash size	thread	hex	drop	cut-off	
	in	mm		T	E	H	C	
1040S04-14	1/4	6.4	04	M14x1,5	19	18	44	
1040S05-16	5/16	7.9	05	M16x1,5	22	18	38	
1040S06-14	3/8	9.5	06	M14x1,5	19	18	41	
1040S06-18	3/8	9.5	06	M18x1,5	24	18	43	9.60
1040S08-22	1/2	12.7	08	M22x1,5	27	20	40	
1040S10-24	5/8	15.9	10	M24x1,5	30	23	50	
1040S12-30	3/4	19	12	M30x1,5	36	26	56	
1040S16-33	1	25.4	16	M33x1,5	41	33	65	

**1250 KOMATSU FLANGE - straight**

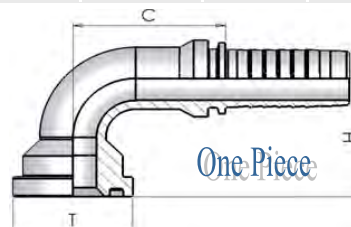
(JIS-KF)



part number	hose I.D.		dash size	Dimension		cut-off C	List Price £
				flangia			
	in	mm	T	mm			
1250-10-10	5/8	15.9	10	5/8	34	56	8.64

**1050 KOMATSU FLANGE - 90°**

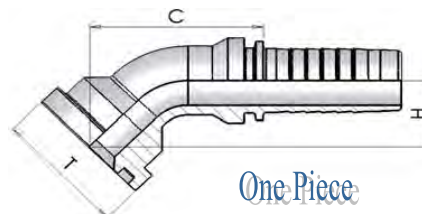
(JIS-KF 90°)



part number	hose I.D.		dash size	Dimension			cut-off C	List Price £
				flangia		drop		
	in	mm	T	mm	H			
1050-10-10	5/8	15.9	10	5/8	34	47	48	8.81

**1150 KOMATSU FLANGE - 45°**

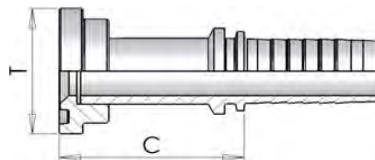
(JIS-KF 45°)



part number	hose I.D.		dash size	Dimension			cut-off C	List Price £
				flangia		drop		
	in	mm	T	mm	H			
1150-10-10	5/8	15.9	10	5/8	34	54	23	9.28

**1250 STRAIGHT SAE FLANGE 3000 PSI (welded)**

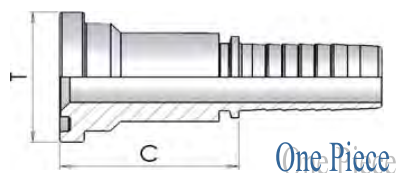
(SFL)



part number	hose I.D.		Dimension				List Price
			dash size	flangia		cut-off C	
	in	mm		T	mm		£
1250-08-08	1/2	12.7	08	1/2	30,2	45	3.68
1250-08-12	1/2	12.7	08	3/4	38.1	52	5.83
1250-10-12	5/8	15.9	10	3/4	38.1	52	12.48
1250-12-12	3/4	19	12	3/4	38.1	52	5.61
1250-12-16	3/4	19	12	1	44.5	56	7.58
1250-16-16	1	25.4	16	1	44.5	58	7.62
1250-16-20	1	25.4	16	1.1/4	50.8	61	10.22
1250-20-20	1.1/4	31.8	20	1.1/4	50.8	65	12.17
1250-20-24	1.1/4	31.8	20	1.1/2	60.3	76	16.93
1250-24-24	1.1/2	38.1	24	1.1/2	60.3	77	17.69
1250-24-32	1.1/2	38.1	24	2	71.4	70	34.10
1250-32-32	2	50.8	32	2	71.4	76	28.85
1250-32-40	2	50.8	32	2.1/2	84.1	79	41.98

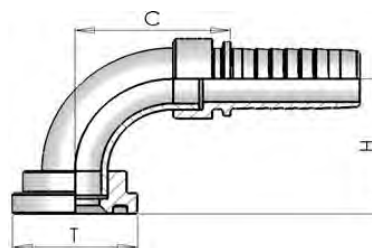
**1260 STRAIGHT SAE FLANGE 3000 PSI**

(SFL)



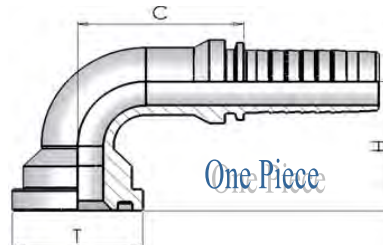
part number	hose I.D.		Dimension				List Price
			dash size	flangia		cut-off C	
	in	mm		T	mm		£
1260-08-08	1/2	12.7	08	1/2	30,2	45	7.18
1260-08-12	1/2	12.7	08	3/4	38.1	50	9.70
1260-10-08	5/8	15.9	10	1/2	30,2	45	
1260-10-12	5/8	15.9	10	3/4	38.1	49	9.62
1260-12-12	3/4	19	12	3/4	38.1	50	9.65
1260-12-16	3/4	19	12	1	44.5	53	11.41
1260-16-16	1	25.4	16	1	44.5	54	11.43
1260-16-20	1	25.4	16	1.1/4	50.8	57	14.74
1260-20-20	1.1/4	31.8	20	1.1/4	50.8	59	14.82
1260-20-24	1.1/4	31.8	20	1.1/2	60.3	62	24.94
1260-24-24	1.1/2	38.1	24	1.1/2	60.3	62	17.97
1260-24-32	1.1/2	38.1	24	2	71.4	67	43.38
1260-32-32	2	50.8	32	2	71.4	68	36.43
1260-32-40	2	50.8	32	2.1/2	84.1	76	113.98

**1050 90° SAE FLANGE 3000 PSI (welded)**  
(SFL 90°)



part number	hose I.D.		Dimension				List Price	
			dash size	flangia		drop H		cut-off C
	in	mm		T	mm		£	
1050-08-08	1/2	12.7	08	1/2	30.2	31	33	4.96
1050-08-12	1/2	12.7	08	3/4	38.1	45	48	6.29
1050-10-12	5/8	15.9	10	3/4	38.1	45	49	12.43
1050-12-12	3/4	19	12	3/4	38.1	45	49	6.72
1050-12-16	3/4	19	12	1	44.5	53	57	9.90
1050-16-16	1	25.4	16	1	44.5	53	58	9.79
1050-16-20	1	25.4	16	1.1/4	50.8	57	62	15.05
1050-20-20	1.1/4	31.8	20	1.1/4	50.8	57	63	15.30
1050-20-24	1.1/4	31.8	20	1.1/2	60.3	73	81	22.43
1050-24-24	1.1/2	38.1	24	1.1/2	60.3	73	80	22.56
1050-24-32	1.1/2	38.1	24	2	71.4	96	103	57.27
1050-32-32	2	50.8	32	2	71.4	96	103	68.78
1050-32-40	2	50.8	32	2.1/2	84.1	99	103	73.04

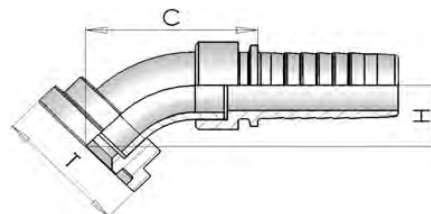
**1060 90° SAE FLANGE 3000 PSI**  
(SFL 90°)



part number	hose I.D.		Dimension				List Price	
			dash size	flangia		drop H		cut-off C
	in	mm		T	mm		£	
1060-08-08	1/2	12.7	08	1/2	30.2	39	39	12.31
1060-08-12	1/2	12.7	08	3/4	38.1	44	39	13.63
1060-10-08	5/8	15.9	10	1/2	30.2	42	45	
1060-10-12	5/8	15.9	10	3/4	38.1	47	45	14.91
1060-12-12	3/4	19	12	3/4	38.1	53	56	13.80
1060-12-16	3/4	19	12	1	44.5	58	56	16.75
1060-16-16	1	25.4	16	1	44.5	65	70	17.00
1060-16-20	1	25.4	16	1.1/4	50.8	70	70	25.03
1060-16-24	1	25.4	16	1.1/2	60.3	71	72	52.46
1060-20-20	1.1/4	31.8	20	1.1/4	50.8	81	85	27.44
1060-20-24	1.1/4	31.8	20	1.1/2	60.3	85	85	42.87
1060-24-24	1.1/2	38.1	24	1.1/2	60.3	92	99	43.56
1060-24-32	1.1/2	38.1	24	2	71.4	97	93	81.70
1060-32-32	2	50.8	32	2	71.4	121	123	78.22

**1150 45° SAE FLANGE 3000 PSI (welded)**

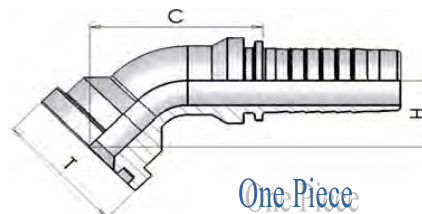
(SFL 45°)



part number	hose I.D.		Dimension				List Price	
			dash size	flangia		drop H		cut-off C
	in	mm		T	mm		£	
1150-08-08	1/2	12.7	08	1/2	30.2	14	34	5.22
1150-08-12	1/2	12.7	08	3/4	38.1	24	54	6.62
1150-10-12	5/8	15.9	10	3/4	38.1	24	55	
1150-12-12	3/4	19	12	3/4	38.1	24	55	7.07
1150-12-16	3/4	19	12	1	44.5	31	69	10.39
1150-16-16	1	25.4	16	1	44.5	31	70	10.29
1150-16-20	1	25.4	16	1.1/4	50.8	28	64	15.77
1150-20-20	1.1/4	31.8	20	1.1/4	50.8	28	66	16.05
1150-20-24	1.1/4	31.8	20	1.1/2	60.3	29	79	23.56
1150-24-24	1.1/2	38.1	24	1.1/2	60.3	29	78	23.72
1150-24-32	1.1/2	38.1	24	2	71.4	46	108	60.10
1150-32-32	2	50.8	32	2	71.4	46	108	54.44
1150-32-40	2	50.8	32	2.1/2	84.1	50	112	76.69

**1160 45° SAE FLANGE 3000 PSI**

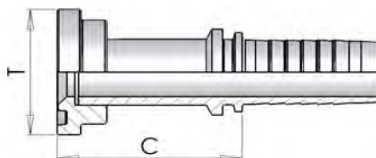
(SFL 45°)



part number	hose I.D.		Dimension				List Price	
			dash size	flangia		drop H		cut-off C
	in	mm		T	mm		£	
1160-08-08	1/2	12.7	08	1/2	30.2	22	62	12.91
1160-08-12	1/2	12.7	08	3/4	38.1	25	68	14.31
1160-12-12	3/4	19	12	3/4	38.1	27	83	14.50
1160-12-16	3/4	19	12	1	44.5	30	88	17.60
1160-16-16	1	25.4	16	1	44.5	33	104	17.84
1160-16-20	1	25.4	16	1.1/4	50.8	37	108	26.28
1160-20-20	1.1/4	31.8	20	1.1/4	50.8	38	125	28.80
1160-20-24	1.1/4	31.8	20	1.1/2	60.3	39	129	33.67
1160-24-24	1.1/2	38.1	24	1.1/2	60.3	45	147	45.73
1160-24-32	1.1/2	38.1	24	2	71.4	48	148	79.25
1160-32-32	2	50.8	32	2	71.4	58	184	82.15

### 1300 STRAIGHT SAE FLANGE 6000 PSI (welded)

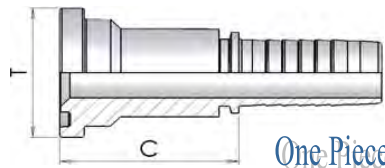
(SFS)



part number	hose I.D.		Dimension				List Price
	in	mm	dash size	flangia		cut-off C	£
				T	mm		
1300-08-08	1/2	12.7	08	1/2	31.7	46	4.41
1300-08-12	1/2	12.7	08	3/4	41.3	56	6.49
1300-12-12	3/4	19	12	3/4	41.3	54	6.85
1300-12-16	3/4	19	12	1	47.6	61	9.00
1300-16-16	1	25.4	16	1	47.6	63	9.79
1300-16-20	1	25.4	16	1.1/4	54	81	12.39
1300-20-20	1.1/4	31.8	20	1.1/4	54	82	13.02
1300-20-24	1.1/4	31.8	20	1.1/2	63.5	91	21.42
1300-24-24	1.1/2	38.1	24	1.1/2	63.5	90	20.84
1300-24-32	1.1/2	38.1	24	2	79.4	84	84.00
1300-32-32	2	50.8	32	2	79.4	90	36.22

### 1310 STRAIGHT SAE FLANGE 6000 PSI

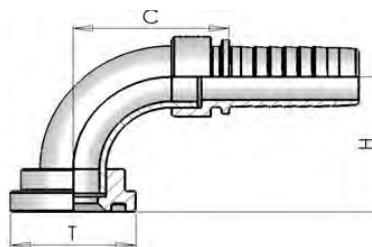
(SFS)



part number	hose I.D.		Dimension				List Price
	in	mm	dash size	flangia		cut-off C	£
				T	mm		
1310-08-08	1/2	12.7	08	1/2	31.7	46	8.58
1310-08-12	1/2	12.7	08	3/4	41.3	53	10.63
1310-10-08	5/8	15.9	10	1/2	31.7	46	
1310-10-12	5/8	15.9	10	3/4	41.3	53	14.68
1310-10-16	5/8	15.9	10	1	47.6	59	
1310-12-12	3/4	19	12	3/4	41.3	54	10.63
1310-12-16	3/4	19	12	1	47.6	60	12.08
1310-16-12	1	25.4	16	3/4	41.3	55	19.32
1310-16-16	1	25.4	16	1	47.6	61	12.14
1310-16-20	1	25.4	16	1.1/4	54	68	19.60
1310-20-20	1.1/4	31.8	20	1.1/4	54	70	19.47
1310-20-24	1.1/4	31.8	20	1.1/2	63.5	76	31.34
1310-24-24	1.1/2	38.1	24	1.1/2	63.5	76	28.60
1310-24-32	1.1/2	38.1	24	2	79.4	85	132.35
1310-32-32	2	50.8	32	2	79.4	85	50.20

**1100 90° SAE FLANGE 6000 PSI (welded)**

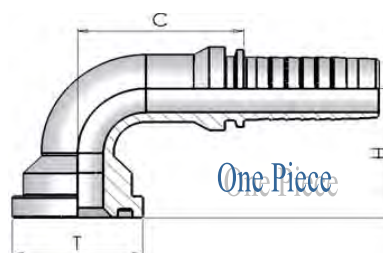
(SFS 90°)



part number	hose I.D.		Dimension					List Price
			dash size	flangia		drop	cut-off	
	in	mm		T	mm	H	C	£
1100-08-08	1/2	12.7	08	1/2	31.7	32	33	5.72
1100-08-12	1/2	12.7	08	3/4	41.3	49	48	6.97
1100-12-12	3/4	19	12	3/4	41.3	49	48	9.02
1100-12-16	3/4	19	12	1	47.6	59	57	10.79
1100-16-16	1	25.4	16	1	47.6	58	58	12.41
1100-16-20	1	25.4	16	1.1/4	54	67	62	16.57
1100-20-20	1.1/4	31.8	20	1.1/4	54	67	63	16.57
1100-20-24	1.1/4	31.8	20	1.1/2	63.5	87	81	57.93
1100-24-24	1.1/2	38.1	24	1.1/2	63.5	87	80	27.35
1100-24-32	1.1/2	38.1	24	2	79.4	110	103	65.58
1100-32-32	2	50.8	32	2	79.4	110	103	59.66

**1110 90° SAE FLANGE 6000 PSI**

(SFS 90°)

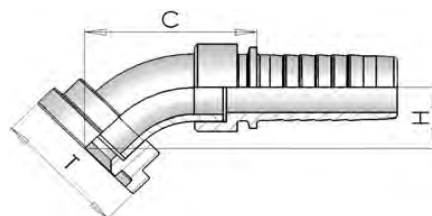


part number	hose I.D.		Dimension					List Price
			dash size	flangia		drop	cut-off	
	in	mm		T	mm	H	C	£
1110-08-08	1/2	12.7	08	1/2	31.7	39	39	12.72
1110-08-12	1/2	12.7	08	3/4	41.3	48	39	19.00
1110-10-08	5/8	15.9	10	1/2	31.7	42	45	28.12
1110-10-12	5/8	15.9	10	3/4	41.3	51	45	19.86
1110-10-16	5/8	15.9	10	1	47.6	56	45	
1110-12-08	3/4	19	12	1/2	31.7	54	56	
1110-12-12	3/4	19	12	3/4	41.3	57	56	19.51
1110-12-16	3/4	19	12	1	47.6	63	56	22.18
1110-16-12	1	25.4	16	3/4	41.3	64	68	25.74
1110-16-16	1	25.4	16	1	47.6	70	70	22.44
1110-16-20	1	25.4	16	1.1/4	54	73	72	29.35
1110-20-20	1.1/4	31.8	20	1.1/4	54	88	85	29.91
1110-20-24	1.1/4	31.8	20	1.1/2	63.5	90	87	47.22
1110-24-24	1.1/2	38.1	24	1.1/2	63.5	104	99	49.22
1110-24-32	1.1/2	38.1	24	2	79.4	112	99	99.59
1110-32-32	2	50.8	32	2	79.4	136	125	90.31



**1200 45° SAE FLANGE 6000 PSI (welded)**

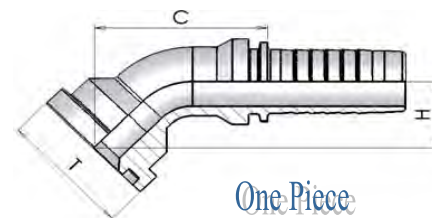
(SFS 45°)



part number	hose I.D.		Dimension					List Price
			dash size	flangia		drop	cut-off	
	in	mm		T	mm	H	C	£
1200-08-08	1/2	12.7	08	1/2	31.7	15	35	6.01
1200-08-12	1/2	12.7	08	3/4	41.3	22	52	7.34
1200-12-12	3/4	19	12	3/4	41.3	22	52	9.47
1200-12-16	3/4	19	12	1	47.6	30	69	11.33
1200-16-16	1	25.4	16	1	47.6	38	77	13.05
1200-16-20	1	25.4	16	1.1/4	54	30	67	17.39
1200-20-20	1.1/4	31.8	20	1.1/4	54	30	68	17.39
1200-20-24	1.1/4	31.8	20	1.1/2	63.5	40	89	28.85
1200-24-24	1.1/2	38.1	24	1.1/2	63.5	40	88	28.73
1200-24-32	1.1/2	38.1	24	2	79.4	66	128	68.85
1200-32-32	2	50.8	32	2	79.4	66	128	62.66

**1210 45° SAE FLANGE 6000 PSI**

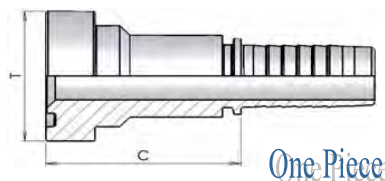
(SFS 45°)



part number	hose I.D.		Dimension					List Price
			dash size	flangia		drop	cut-off	
	in	mm		T	mm	H	C	£
1210-08-08	1/2	12.7	08	1/2	31.7	22	62	13.35
1210-08-12	1/2	12.7	08	3/4	41.3	28	69	19.94
1210-10-08	5/8	15.9	10	1/2	31.7	21	66	
1210-10-12	5/8	15.9	10	3/4	41.3	27	75	18.78
1210-10-16	5/8	15.9	10	1	47.6	32	77	
1210-12-12	3/4	19	12	3/4	41.3	30	86	20.49
1210-12-16	3/4	19	12	1	47.6	32	90	23.31
1210-16-12	1	25.4	16	3/4	41.3	30	101	
1210-16-16	1	25.4	16	1	47.6	35	107	23.57
1210-16-20	1	25.4	16	1.1/4	54	42	113	30.80
1210-20-20	1.1/4	31.8	20	1.1/4	54	44	130	41.68
1210-20-24	1.1/4	31.8	20	1.1/2	63.5	48	138	49.60
1210-24-24	1.1/2	38.1	24	1.1/2	63.5	50	156	51.65
1210-24-32	1.1/2	38.1	24	2	79.4	66	163	104.58
1210-32-32	2	50.8	32	2	79.4	71	198	94.83

**130S STRAIGHT 'CAT' FLANGE**

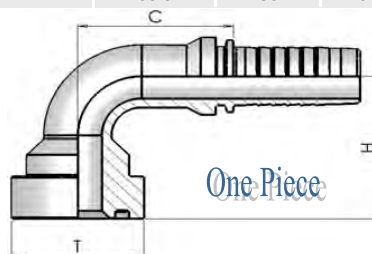
(SFC)



part number	hose I.D.		Dimension				List Price
			dash size	flangia		cut-off C	
	in	mm		T	mm		£
130S-12-12	3/4	19	12	3/4	41.3	58	19.04
130S-12-16	3/4	19	12	1	47.6	64	21.41
130S-16-16	1	25.4	16	1	47.6	65	21.60
130S-16-20	1	25.4	16	1.1/4	54	73	30.23
130S-20-20	1.1/4	31.8	20	1.1/4	54	74	29.25
130S-20-24	1.1/4	31.8	20	1.1/2	63.5	78	41.02
130S-24-24	1.1/2	38.1	24	1.1/2	63.5	80	42.97

**110S 90° 'CAT' FLANGE**

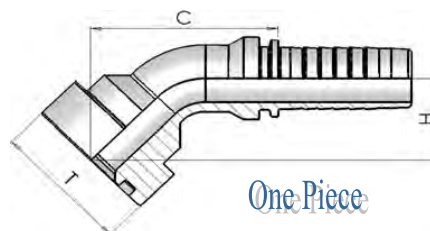
(SFC 90°)



part number	hose I.D.		Dimension				List Price	
			dash size	flangia		drop H		cut-off C
	in	mm		T	mm		£	
110S-12-12	3/4	19	12	3/4	41.3	62	56	27.54
110S-12-16	3/4	19	12	1	47.6	65	56	39.03
110S-16-16	1	25.4	16	1	47.6	74	78	38.72
110S-16-20	1	25.4	16	1.1/4	54	80	78	52.84
110S-20-20	1.1/4	31.8	20	1.1/4	54	90	97	57.73
110S-20-24	1.1/4	31.8	20	1.1/2	63.5	97	96	75.04
110S-24-24	1.1/2	38.1	24	1.1/2	63.5	104	115	76.88

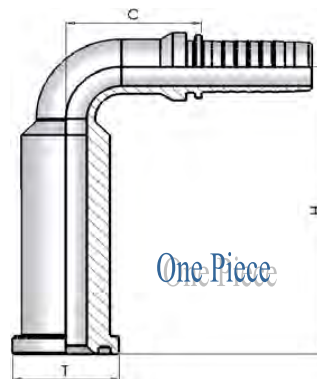
**120S 45° 'CAT' FLANGE**

(SFC 45°)



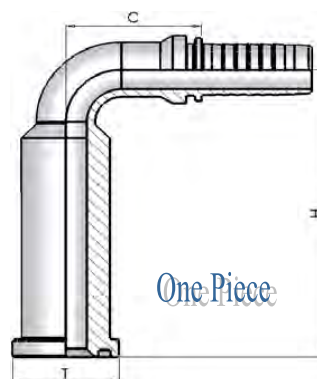
part number	hose I.D.		Dimension				List Price	
			dash size	flangia		drop H		cut-off C
	in	mm		T	mm		£	
120S-12-12	3/4	19	12	3/4	41.3	32	88	28.93
120S-12-16	3/4	19	12	1	47.6	37	93	40.98
120S-16-16	1	25.4	16	1	47.6	40	118	40.64
120S-16-20	1	25.4	16	1.1/4	54	44	122	55.51
120S-20-20	1.1/4	31.8	20	1.1/4	54	44	146	60.61
120S-20-24	1.1/4	31.8	20	1.1/2	63.5	48	149	78.77
120S-24-24	1.1/2	38.1	24	1.1/2	63.5	52	172	80.74

**FS3L 90° SAE FLANGE 3000 PSI - LONG DROP**  
(SFL 90° L)



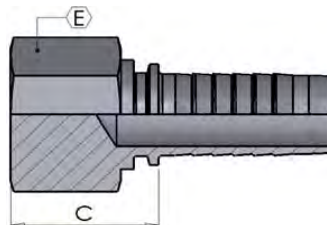
part number	hose I.D.		Dimension				List Price	
			dash size	flangia		drop		cut-off
	in	mm		T	mm	H	C	£
FS3L-08-08	1/2	12.7	08	1/2	30.2	73	39	46.29
FS3L-12-12	3/4	19	12	3/4	38.1	123	56	43.23
FS3L-16-16	1	25.4	16	1	44.5	127	70	51.04
FS3L-20-20	1.1/4	31.8	20	1.1/4	50.8	178	85	81.16
FS3L-24-24	1.1/2	38.1	24	1.1/2	60.3	220	99	

**FS6L 90° SAE FLANGE 6000 PSI - LONG DROP**  
(SFS 90° L)



part number	hose I.D.		Dimension				List Price	
			dash size	flangia		drop		cut-off
	in	mm		T	mm	H	C	£
FS6L-08-08	1/2	12.7	08	1/2	31.7	75	40	47.33
FS6L-12-12	3/4	19	12	3/4	41.3	126	56	52.02
FS6L-16-16	1	25.4	16	1	47.6	132	70	74.60
FS6L-20-20	1.1/4	31.8	20	1.1/4	54	185	82	113.78
FS6L-24-24	1.1/2	38.1	24	1.1/2	63.5	233	99	

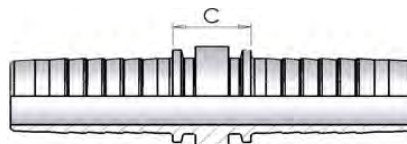
## INBK BLANK INSERT



Finish: Without Zinc Plating

part number	hose I.D.		dash size	Dimension			List Price £
	in	mm		hex E	cut-off C		
INBK-04	1/4	6.4	04	19	28		
INBK-06	3/8	9.5	06	22	23		
INBK-08	1/2	12.7	08	27	29		
INBK-10	0.625	15.9	10	30	31		
INBK-12	3/4	19	12	32	33		
INBK-16	1	25.4	16	38	36		
INBK-20	1.1/4	31.8	20	50	41		
INBK-24	1.1/2	38.1	24	55	43		
INBK-32	2	50.8	32	65	45		

## D050 HOSE JUNCTION



part number	hose I.D.		dash size	Dimension			List Price £
	in	mm		cut-off C			
D050-03	3/16	4.8	03		17	3.39	
D050-04	1/4	6.4	04		17	1.25	
D050-05	5/16	7.9	05		17	2.31	
D050-06	3/8	9.5	06		17	1.47	
D050-08	1/2	12.7	08		18	2.16	
D050-10	5/8	15.9	10		18	3.09	
D050-12	3/4	19	12		19	3.71	
D050-16	1	25.4	16		21	6.49	
D050-20	1.1/4	31.8	20		24		
D050-24	1.1/2	38.1	24		24	25.05	
D050-32	2	50.8	32		26		

### 0011PS Paint Spray Ferrule

part number	hose I.D.		Dimension			skive	valid for	List Price
	in	mm	D	L	d	length		£
0011PS-03	3/16	4.8						1.25
0011PS-04	1/4	6.4						0.66
0011PS-12	3/4	19						16.05

### 0003A Air Ferrule

part number	hose I.D.		Dimension			skive	valid for	List Price
	in	mm	D	L	d	length		£
0003A-08	1/2							1.09
0003A-12	3/4							4.83
0003A-16	1							3.40

### PTFE PTFE - Smooth Ferrule

part number	hose I.D.		Dimension			skive	valid for	List Price
	in	mm	D	L	d	length		£
PTFE-03							Smooth PTFE	1.17
PTFE-04							Smooth PTFE	1.49
PTFE-05							Smooth PTFE	2.51
PTFE-06							Smooth PTFE	2.75
PTFE-08							Smooth PTFE	3.22
PTFE-10							Smooth PTFE	7.22
PTFE-12							Smooth PTFE	4.31
PTFE-16							Smooth PTFE	4.68

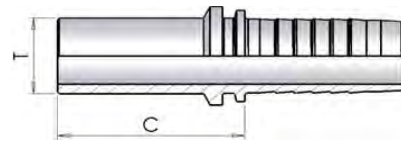
### PTFE\*C PTFE - Convoluted Ferrule

part number	hose I.D.		Dimension			skive	valid for	List Price
	in	mm	D	L	d	length		£
PTFE-04-C	1/4						Conveluted PTFE	1.27
PTFE-06-C	3/8						Conveluted PTFE	2.50
PTFE-08-C	1/2						Conveluted PTFE	1.42
PTFE-10-C	5/8						Conveluted PTFE	2.47
PTFE-12-C	3/4						Conveluted PTFE	4.31
PTFE-16-C	1						Conveluted PTFE	4.72
PTFE-20-C	1.1/4						Conveluted PTFE	12.70
PTFE-24-C	1.1/2						Conveluted PTFE	15.75
PTFE-32-C	2						Conveluted PTFE	21.84

**0081 CO2 Female**

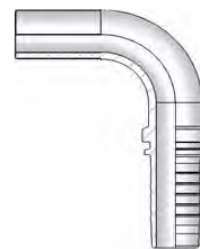
part number	hose I.D.		Dimension				List Price £
	in	mm	dash size	thread T	hex E	cut-off C	
0081-04-08CO2	1/4	6.4	04	1/4-19			
0081-06-08CO2	3/8	9.5	06	3/8-19			
0081-08-08CO2	1/2	12.7	08	1/2-14			6.91

**5550 Imperial Standpipe**



part number	hose I.D.		Dimension				List Price £
	in	mm	dash size	pipe T		cut-off C	
5550-04-04	1/4	6.4	04	6.35		32	0.85
5550-06-06	3/8	9.5	06	9.52		34	1.14
5550-06-08	3/8	9.5	06	12.70		33	1.29
5550-12-12	3/4	19	12	19.05		46	12.20
5550-16-16	1	25.4	16	25.4		51	3.97
5550-20-20	1.1/4	31.8	20	31.75		58	7.50

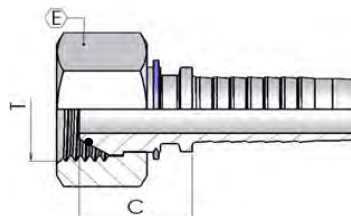
**5650 Imperial Standpipe Swept 90°**



part number	hose I.D.		Dimension				List Price £
	in	mm	dash size	pipe T		cut-off C	
5650-04-04	1/4	6.4	04				2.47
5650-06-06	3/8	9.5	06				4.99
5650-06-08	3/8	9.5	06				6.30
5650-08-08	1/2	12.5	08				4.74
5650-12-12	3/4	19	12				8.21

**0042 BSP Female 60° Cone Slip On Nut with O-Ring**

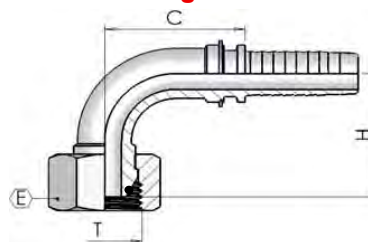
(DKR-OR)



part number	hose I.D.		Dimension				List Price £
			dash size	thread	hex	cut-off	
	in	mm		T	E	C	
0042-04-04	1/4	6.4	04	1/4-19	17	17	0.72
0042-06-06	3/8	9.5	06	3/8-19	19	17	0.91
0042-08-08	1/2	12.7	08	1/2-14	27	20	1.24

**0142 BSP 90° Swept Elbow 60° Cone Slip On Nut with O-Ring**

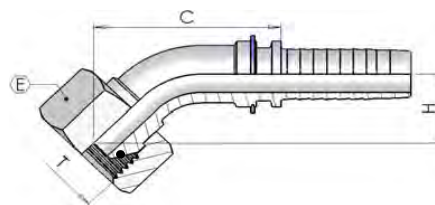
(DKR-OR 90°)



part number	hose I.D.		Dimension					List Price £
			dash size	thread	hex	drop	cut-off	
	in	mm		T	E	H	C	
0142-04-04	1/4	6.4	04	1/4-19	17	24	27	1.60
0142-06-06	3/8	9.5	06	3/8-19	19	30	34	1.96
0142-08-08	1/2	12.7	08	1/2-14	27	36	42	2.70

**0242 BSP 45° Swept Elbow 60° Cone Slip On Nut with O-Ring**

(DKR-OR 45°)



part number	hose I.D.		Dimension					List Price £
			dash size	thread	hex	drop	cut-off	
	in	mm		T	E	H	C	
0242-04-04	1/4	6.4	04	1/4-19	17	14	41	1.68
0242-06-06	3/8	9.5	06	3/8-19	19	16	50	2.15
0242-08-08	1/2	12.7	08	1/2-14	27	20	63	2.85

