



The robust maxi series is designed for high flow applications and ensure water and compressed air handling.

- Designed for transmission of water and fluids
- Very High flow capabilities
- Ideal for rining applications

own Profile

KF Straight-Through

Working Pressure*:
up to 20 bar

Material:

- Coupling: Nickel plated brass
- Plug: Nickel plated brass
- Seals: NBR

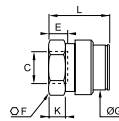
Working Temperature:
-20°C up to +100°C (NBR)

Flow Rate Air:
8.500 NI/min.
inlet pressure 6 bar, pressure drop 0.6 bar

Straight-Through

2272 Coupler without valve, Female BSPP Thread

Nickel-plated brass, NBR



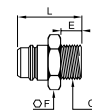
DN	C		E	F	G	K	L
19	G1	2272 18 34	9	36	42	11	45

Maxi-series: straight-through = 8500 NI/min

Straight-Through

2294 Plug without valve, Male BSPP Thread

Nickel-plated brass

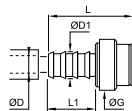


DN	C		E	F	L
19	G3/4	2294 18 27	10.5	27	42.5
19	G1	2294 18 34	13	34	46

Probe without Shut-off

2297 Coupler without valve, with Barb Connection for Flexible Hose

Nickel-plated brass, NBR

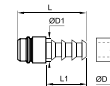


DN	ØD	ØD1		G	L	L1
19	19	20.7	2297 18 20	39.5	69	37

Maxi-series: straight-through = 8500 NI/min

2295 Plug without valve, with Barb Connection for Flexible Hose

Nickel-plated brass



DN	ØD	ØD1		L	L1
19	19	21	2295 18 20	69	41

Probe without Shut-off