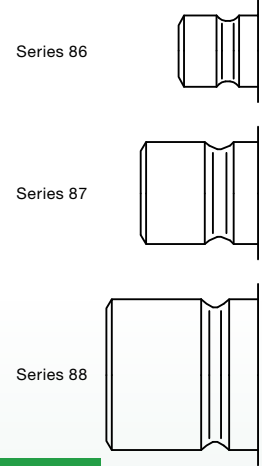




The 86, 87 and 88 Rectus Moldtite coupling series were especially developed for connecting coolant lines and injection moulds. Countersunk plugs can easily be connected and disconnected because of the extended sleeve. The angular connections prevent kinks from forming in the hose.

- Available in:
 - single shut-off, double shut-off or straight-through versions
- The shut-off couplings (with valve) are equipped with nickel plated sleeves for quick and accurate visual differentiation



KF Straight-Through

Working Pressure*:
up to 15 bar

Material:

- Coupling: Brass
- Plug: Brass
- Seals: FKM

Working Temperature:
-15°C up to +200°C (FKM)

Flow Rate Water:

- Series 86: 17 l/min.
- Series 87: 29 l/min.
- Series 88: 94 l/min.

pressure drop 0.5 bar

KA Single Shut-Off

Working Pressure*:
up to 15 bar

Material:

- Coupling: Brass
- Plug: Brass
- Seals: FKM

Working Temperature:
-15°C up to +200°C (FKM)

Flow Rate Water:

- Series 86: 9 l/min.
- Series 87: 16 l/min.
- Series 88: 55 l/min.

pressure drop 0.5 bar

KB Double Shut-Off

Working Pressure*:
up to 15 bar

Material:

- Coupling: Brass
- Plug: Brass
- Seals: FKM

Working Temperature:
-15°C up to +200°C (FKM)

Flow Rate Water:

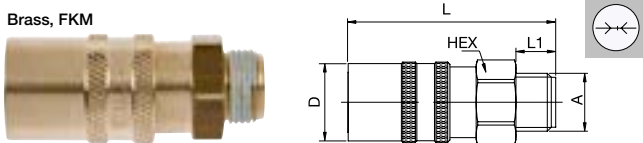
- Series 86: 8 l/min.
- Series 87: 15 l/min.

pressure drop 0.5 bar

* maximum static working pressure with design factor 4 to 1.

→|← Straight-Through

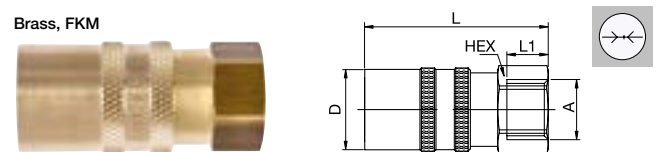
86/87/88KFAW Coupler without valve, Male Thread



DN	Series	A	Part Number	HEX	L	L1	D
6	86	G1/4	86KFAW13MVX	17	47	9	18
		G3/8	86KFAW17MVX	19	47	9	18
9	87	G1/4	87KFAW13MVX	22	56.5	9	24
		G3/8	87KFAW17MVX	22	56.5	9	24
		G1/2	87KFAW21MVX	22	59.5	12	24
13	88	G1/2	88KFAW21MVX	30	73	12	32

→|← Straight-Through

86/87/88KFIW Coupler without valve, Female Thread



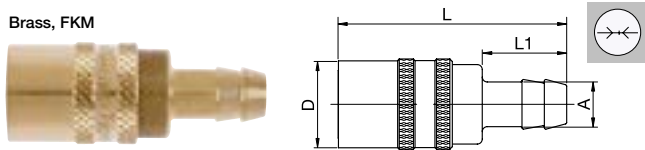
DN	Series	A	Part Number	HEX	L	L1	D
6	86	G1/8	86KFIW10MVX	17	40	12	18
		G1/4	86KFIW13MVX	17	40	12	18
9	87	G1/4	87KFIW13MVX	21	51.5	10	24
		G3/8	87KFIW17MVX	21	51.5	10	24
13	88	G1/2	88KFIW21MVX	30	68	12	32



Straight-Through

86/87/88KFTF Coupler without valve, Hose Barb

Brass, FKM



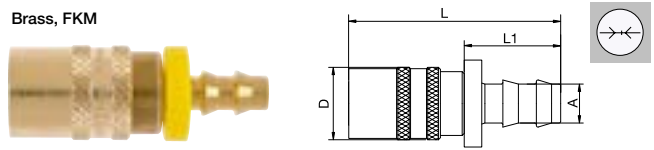
DN	Series	A		L	L1	D
6	86	6	86KFTF06MVX	46	17	18
		9	86KFTF09MVX	46	22	18
9	87	9	87KFTF09MVX	64	22	24
		13	87KFTF13MVX	66.5	25	24
13	88	19	88KFTF19MVX	89	32	32



Straight-Through

86/87KFTP Coupler without valve, Push-Lok

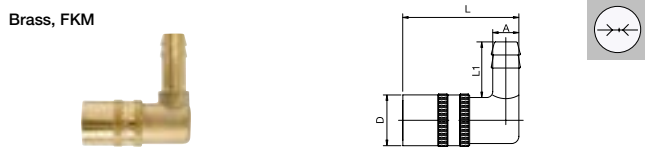
Brass, FKM



DN	Series	A		L	L1	D
6	86	6	86KFTP06MVX	49	20.4	18
		10	86KFTP10MVX	53	24.2	18
9	87	10	87KFTP10MVX	65.5	24.2	24
		13	87KFTP13MVX	69.5	27.9	24

86/87/88KFTR Coupler without valve, Hose Barb 90°

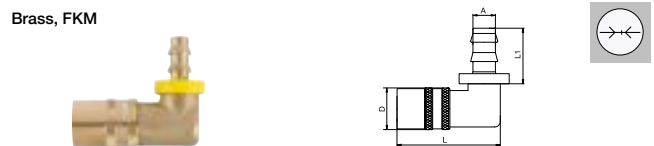
Brass, FKM



DN	Series	A		L	L1	D
6	86	6	86KFTR06MVX	40	17	18
		9	86KFTR09MVX	40	22	18
9	87	9	87KFTR09MVX	56	22	24
		13	87KFTR13MVX	56	28.5	24
13	88	19	88KFTR19MVX	77	32	32

86/87KFPR Coupler without valve, Push-Lok 90°

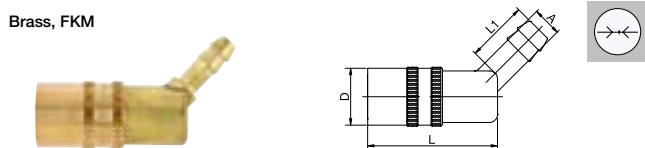
Brass, FKM



DN	Series	A		L	L1	D
6	86	6	86KFPR06MVX	45	20.4	18
		10	86KFPR10MVX	45	24.2	18
9	87	10	87KFPR10MVX	61.5	24.2	24
		13	87KFPR13MVX	61.5	27.9	24

86/87KFTH Coupler without valve, Hose Barb 45°

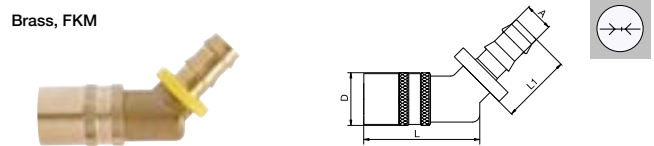
Brass, FKM



DN	Series	A		L	L1	D
6	86	6	86KFTH06MVX	40	17	18
		9	86KFTH09MVX	40	22	18
9	87	9	87KFTH09MVX	56	22	24
		13	87KFTH13MVX	56	25	24

86/87KFPH Coupler without valve, Push-Lok 45°

Brass, FKM



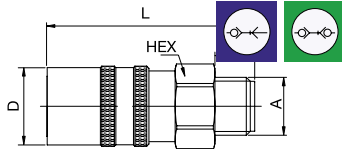
DN	Series	A		L	L1	D
6	86	6	86KFPH06MVX	40	20.4	18
		10	86KFPH10MVX	40	24.2	18
9	87	10	87KFPH10MVX	56	24.2	24
		13	87KFPH13MVX	56	27.9	24



Single Shut-off / Double shutt-off

86/87/88KBAW Coupler with valve, Male Thread

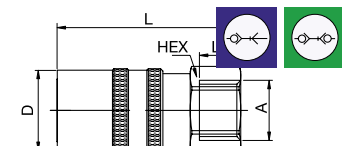
Brass, FKM



DN	Series	A		HEX	L	L1	D
6	86	G1/4	86KBAW13MVX	17	47	9	18
		G3/8	86KBAW17MVX	19	47	9	18
9	87	G1/4	87KBAW13MVX	22	56.5	9	24
		G3/8	87KBAW17MVX	22	56.5	9	24
		G1/2	87KBAW21MVX	22	59.5	12	24
13	88	G1/2	88KAAW21MVX	30	73	12	32

86/87/88KBIW Coupler with valve, Female Thread

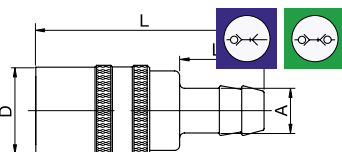
Brass, FKM



DN	Series	A		HEX	L	L1	D
6	86	G1/8	86KBIW10MVX	17	40	12	18
		G1/4	86KBIW13MVX	17	40	12	18
9	87	G1/4	87KBIW13MVX	21	51.5	10	24
		G3/8	87KBIW17MVX	21	51.5	10	24
13	88	G1/2	88KAIW21MVX	30	68	12	32

86/87/88KBTf Coupler with valve, Hose Barb

Brass, FKM



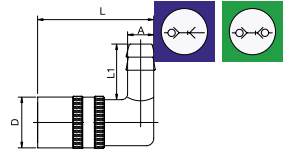
DN	Series	A		L	L1	D
6	86	6	86KBTf06MVX	46	17	18
		9	86KBTf09MVX	46	22	18
9	87	9	87KBTf09MVX	64	22	24
		13	87KBTf13MVX	66.5	25	24
13	88	19	88KATf19MVX	89	32	32



Single Shut-off / Double shutt-off

86/87/88KBTR Coupler with valve, Hose Barb 90°

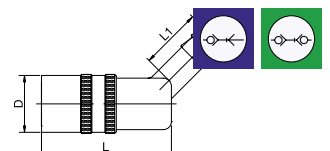
Brass, FKM



DN	Series	A		L	L1	D
6	86	6	86KBTR06MVX	40	17	18
		9	86KBTR09MVX	40	22	18
9	87	9	87KBTR09MVX	56	22	24
		13	87KBTR13MVX	56	28.5	24
13	88	19	88KATR19MVX	77	32	32

86/87KBTH Coupler with valve, Hose Barb 45°

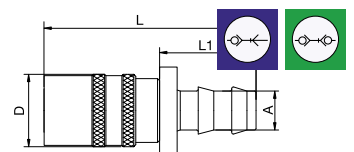
Brass, FKM



DN	Series	A		L	L1	D
6	86	6	86KBTH06MVX	40	17	18
		9	86KBTH09MVX	40	22	18
9	87	9	87KBTH09MVX	56	22	24
		13	87KBTH13MVX	56	25	24

86/87KBTP Coupler with valve, Push-Lok

Brass, FKM

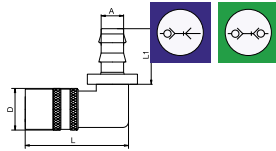


DN	Series	A		L	L1	D
6	86	6	86KBTP06MVX	49	20.4	18
		10	86KBTP10MVX	53	24.2	18
9	87	10	87KBTP10MVX	65.5	24.2	24
		13	87KBTP13MVX	69.5	27.9	24

 Single Shut-off / Double shutt-off

86/87KBPR Coupler with valve, Push-Lok 90°

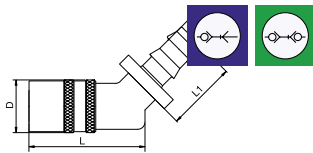
Brass, FKM




DN	Series	A		L	L1	D
6	86	6	86KBPR06MVX	45	20.4	18
		10	86KBPR10MVX	45	24.2	18
9	87	10	87KBPR10MVX	61.5	24.2	24
		13	87KBPR13MVX	61.5	27.9	24

86/87KBPH Coupler with valve, Push-Lok 45°

Brass, FKM

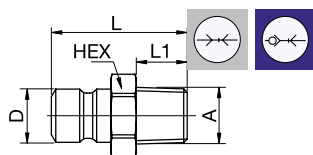


DN	Series	A		L	L1	D
6	86	6	86KBPH06MVX	40	20.4	18
		10	86KBPH10MVX	40	24.2	18
9	87	10	87KBPH10MVX	56	24.2	24
		13	87KBPH13MVX	56	27.9	24


 Straight-Through / Single Shut-off

86/87/88SFA Plug without valve, Male Thread

Brass

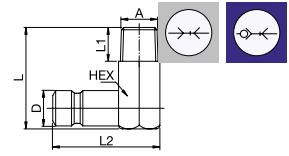


DN	Series	A		HEX	L	L1	D
6	86	M10 x 1	86SFAM10MXX	13	23	8	9.5
		R1/8	86SFAK10MXX	13	24	9	9.5
		R1/4	86SFAK13MXX	16	29	12	9.5
		R3/8	86SFAK17MXX	19	30	12	9.5
9	87	R1/4	87SFAK13MXX	16	34	12	13.5
		R3/8	87SFAK17MXX	19	34	12	13.5
13	88	R1/2	87SFAK21MXX	24	39	17	13.5
		R1/2	88SFAK21MXX	22	44	17	20
		R3/4	88SFAK26MXX	29	45	19	20

 Straight-Through / Single Shut-off

86/87SFAR Plug without valve, Male Thread 90° tapered

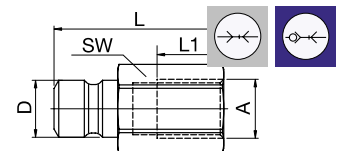
Brass



DN	Series	A		HEX	L	L1	L2	D
6	86	R1/8	86SFAR10MXX	11	27	9	28.5	9.5
		R1/4	86SFAR13MXX	14	27	9	32	9.5
9	87	R1/4	87SFAR13MXX	15	34	9	32	13.5
		R3/8	87SFAR17MXX	19	37	12	36	13.5

86/87SFIW Plug without valve, Female Thread

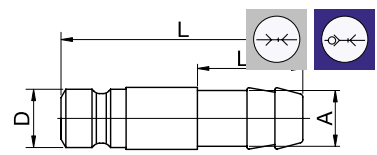
Brass



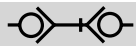
DN	Series	A		HEX	L	L1	D
6	86	G1/8	86SFIW10MXX	13	28	11	9.5
		G1/4	86SFIW13MXX	16	32	13	9.5
9	87	G1/4	87SFIW13MXX	16	37	13	13.5
		G3/8	87SFIW17MXX	19	39	16	13.5

86/87SFTF Plug without valve, Hose Barb

Brass



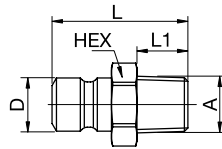

DN	Series	A		L	L1	D
6	86	9	86SFTF09MXX	39	22	9.5
9	87	13	87SFTF13MXX	41	21	13.5



Double Shut-off

86/87SBAK Plug with valve, Male Thread

Brass, FKM



DN	Series	A		HEX	L	L1	D
6	86	R1/4	86SBAK13MVX	6	29	14	9.5
9	87	R1/4	87SBAK13MVX	16	34	12	13.5
		R3/8	87SBAK17MVX	19	34	12	13.5



Straight-Through

86/87VN Extension Plug, Male Thread

Brass



DN	Series	A		HEX	L	L1	D
6	86	R1/8	86VN1010MXX	11	100	9	9.5
		R1/8	86VN1015MXXS_01	11	150	9	9.5
		R1/8	86VN1025MXX	11	250	9	9.5
9	87	R1/4	87VN1315MXX	15	150	12	13.5
		R1/4	87VN1325MXX	15	250	12	13.5
6	86	G1/8	86VN1010MXXS_01	11	100	60	9.5
		G1/4	86VN1310MXX	14	100	60	9.5
9	87	G1/4	87VN1310MXX	14	100	60	13.5
		G3/8	87VN1710MXX	17	100	60	13.5