



Coupling series in sizes 1/8" to 1" with plug profile compliant with ISO 7241-1 series B. Particularly suited to use with liquid media. Coupling system with two-hand operation, i.e. both hands are required when coupling/uncoupling. The coupling series stands out for its high flow rates against a low pressure drop.

- Available on request:
 - other seals for different temperature ranges and fluids



Working Pressure*:
see table

Material:

- Coupling: AISI 303 / AISI 316 L
- Plug: AISI 303 / AISI 316 L
- Seals: FKM

Working Temperature:

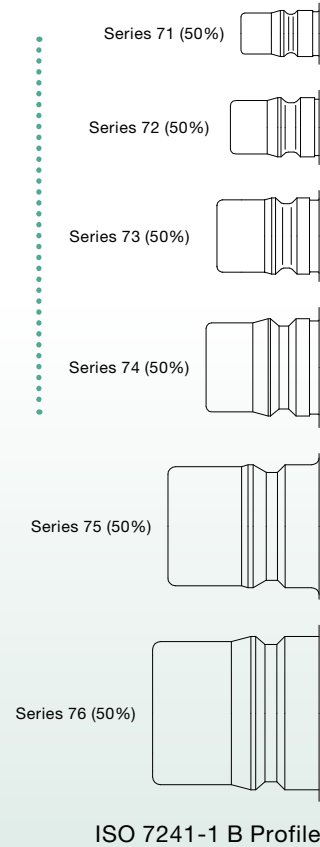
-15°C up to +200°C (FKM)

Flow Rate Water:

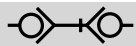
- Series 71: 6 l/min.
- Series 72: 9 l/min.
- Series 73: 17 l/min.
- Series 74: 33 l/min.
- Series 75: 79 l/min.
- Series 76: 117 l/min.

pressure drop 0.5 bar

* maximum static working pressure with design factor 4 to 1.



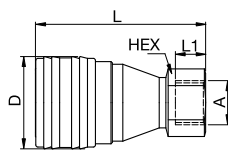
ISO 7241-1 B Profile



Double Shut-off

70KBIW Coupler with valve, Female Thread

Stainless Steel, FKM



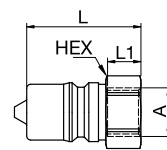
Size	A	Part No.	HEX	L	L1	D	Version	max. Working Pressure
1/8"	G1/8	71KBIW10RVX	14	48.5	7	25	AISI 303	250
1/4"	G1/4	72KBIW13RVX	19	57.5	10	29	AISI 303	250
1/4"	G1/4	72KBIW13EVX	19	57.5	10	29	AISI 316L	250
3/8"	G3/8	73KBIW17RVX	22	64	11.5	35	AISI 303	250
3/8"	G3/8	73KBIW17EVX	22	64	11.5	35	AISI 316L	250
1/2"	G1/2	74KBIW21RVX	27	76	16	44.5	AISI 303	250
1/2"	G1/2	74KBIW21EVX	27	76	16	44.5	AISI 316L	250
3/4"	G3/4	75KBIW26RVX	34	96	24	55	AISI 303	160
3/4"	G3/4	75KBIW26EVX	34	96	24	55	AISI 316L	160
1"	G1	76KBIW33RVX	41	105.5	24	62	AISI 303	100
1"	G1	76KBIW33EVX	41	105.5	24	62	AISI 316L	100



Double Shut-off

70SBIW Plug with valve, Female Thread

Stainless Steel, FKM



Size	A	Part No.	HEX	L	L1	Version	max. Working Pressure
1/8"	G1/8	71SBIW10RVX	14	29.5	7	AISI 303	250
1/4"	G1/4	72SBIW13RVX	19	35	10	AISI 303	250
1/4"	G1/4	72SBIW13EVX	19	35	10	AISI 316L	250
3/8"	G3/8	73SBIW17RVX	22	39	11.5	AISI 303	250
3/8"	G3/8	73SBIW17EVX	22	39	11.5	AISI 316L	250
1/2"	G1/2	74SBIW21RVX	27	48	16	AISI 303	250
1/2"	G1/2	74SBIW21EVX	27	48	16	AISI 316L	250
3/4"	G3/4	75SBIW26RVX	36	60	24	AISI 303	160
3/4"	G3/4	75SBIW26EVX	36	60	24	AISI 316L	160
1"	G1	76SBIW33RVX	41	65	24	AISI 303	100
1"	G1	76SBIW33EVX	41	65	24	AISI 316L	100