



Coupling system with German industrial profile. Coupling system with single-hand operation. High Flow valve for optimum flow and low pressure drop.  
Robust coupling in slim design mainly for pneumatic applications. The steel sleeve counters oscillating forces. The high insertion depth guarantees by an optimised plug guidance.

- Available on request:
  - with additional end connections
  - other seals for different temperature ranges and fluids



**Dust Protections** (P. 357)  
for Coupling Part.-No. SK23S  
for Plug Part.-No. SK12S

**KA** Single Shut-Off

**Working Pressure\*:**  
up to 50 bar

**Material:**

- Coupling: Nickel plated brass / steel
- Plug: Nickel plated steel
- Seals: NBR

**Working Temperature:**  
-20°C up to +100°C (NBR)

**Flow Rate Air:**  
1.100 l/min.  
inlet pressure 6 bar, pressure drop 0.5 bar

**Flow Rate Water:**  
14 l/min.  
pressure drop 0.5 bar

**KB** Double Shut-Off

**Working Pressure\*:**  
up to 50 bar

**Material:**

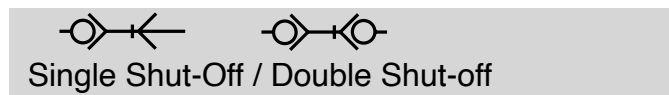
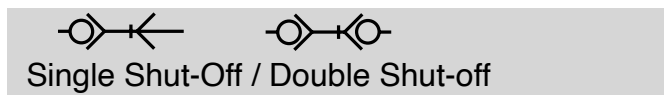
- Coupling: Nickel plated brass / steel
- Plug: Nickel plated brass / steel
- Seals: NBR

**Working Temperature:**  
-20°C up to +100°C (NBR)

**Flow Rate Air:**  
730 l/min.  
inlet pressure 6 bar, pressure drop 0.5 bar

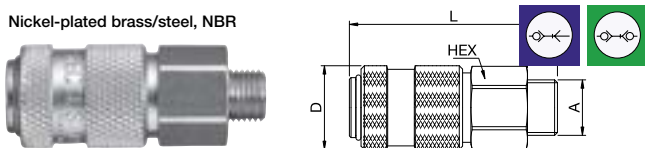
**Flow Rate Water:**  
10 l/min.  
pressure drop 0.5 bar

\* maximum static working pressure with design factor 4 to 1.



## 52KBAW Coupler with valve, Male Thread

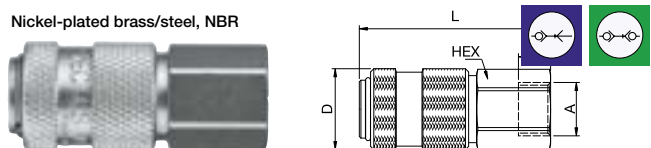
Nickel-plated brass/steel, NBR



A	HEX	L	L1	D
G1/4	52KBAW13SPN	22	62	9 25
G3/8	52KBAW17SPN	22	62	9 25
G1/2	52KBAW21SPN	22	65	12 25

## 52KBIW Coupler with valve, Female Thread

Nickel-plated brass/steel, NBR



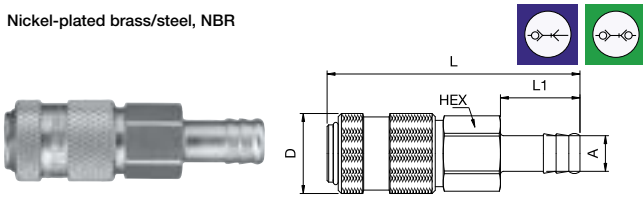
A	HEX	L	L1	D
G1/4	52KBIW13SPN	22	62	10 25
G3/8	52KBIW17SPN	22	60	10 25
G1/2	52KBIW21SPN	22	65	13 25



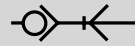
Single Shut-Off / Double Shut-off

## 52KBTF Coupler with valve, Hose Barb

Nickel-plated brass/steel, NBR



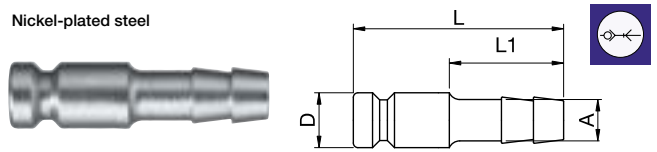
A	HEX	L	L1	D	
6	52KBTF06SPN	21	80	25	25
9	52KBTF09SPN	21	80	25	25
13	52KBTF13SPN	21	80	25	25



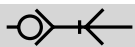
Single Shut-Off

## 52SFTF Plug without valve, Hose Barb

Nickel-plated steel



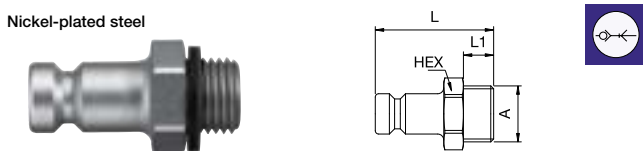
A	L	L1	D	
6	52SFTF06SXN	46	25	12
9	52SFTF09SXN	46	25	12
13	52SFTF13SXN	53	30	12



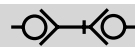
Single Shut-Off

## 52SFAW Plug without valve, Male Thread

Nickel-plated steel



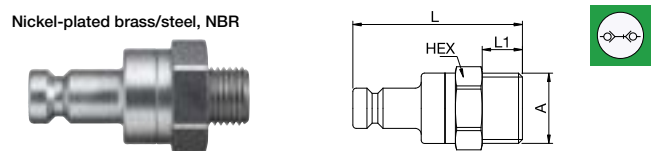
A	HEX	L	L1	
G1/4	52SFAW13SXN	17	35	9
G3/8	52SFAW17SXN	19	35	9
G1/2	52SFAW21SXN	24	38	12



Double Shut-off

## 52SBAW Plug with valve, Male Thread

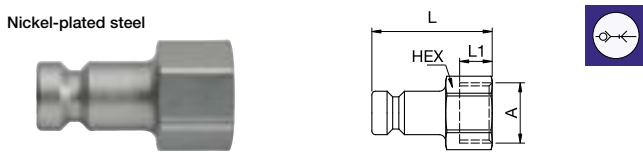
Nickel-plated brass/steel, NBR



A	HEX	L	L1	
G1/4	52SBAW13SPN	22	48	9
G3/8	52SBAW17SPN	22	48	9
G1/2	52SBAW21SPN	22	48	12

## 52SFIW Plug without valve, Female Thread

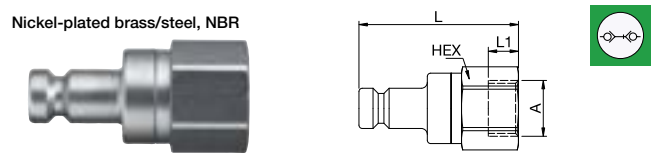
Nickel-plated steel



A	HEX	L	L1	
G1/4	52SFIW13SXN	17	33	9
G3/8	52SFIW17SXN	19	33	9
G1/2	52SFIW21SXN	24	36	12

## 52SBIW Plug with valve, Female Thread

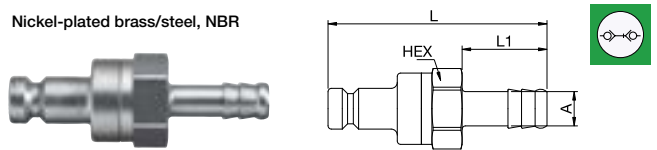
Nickel-plated brass/steel, NBR



A	HEX	L	L1	
G1/4	52SBIW13SPN	22	48	9
G3/8	52SBIW17SPN	22	48	9
G1/2	52SBIW21SPN	22	51	10

## 52SBTF Plug with valve, Hose Barb

Nickel-plated brass/steel, NBR



A	HEX	L	L1	
6	52SBTF06SPN	21	77.5	25
9	52SBTF09SPN	21	77.5	25
13	52SBTF13SPN	21	77.5	25