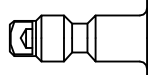




Mini industrial coupling, can be used with various media. Coupling system with single-hand operation. This system is extremely easy to operate and stands out for its small installation dimensions.

- Available on request:
 - in brass material with nickel plating
 - with additional end connections
 - other seals for different temperature ranges and fluids



German Profile

KA Single Shut-Off

Working Pressure*:
up to 35 bar

Material:

- Coupling: Brass
- Plug: Brass
- Seals: NBR

Working Temperature:
-20°C up to +100°C (NBR)

Flow Rate Air:
120 l/min.
inlet pressure 6 bar, pressure drop 0.5 bar

Flow Rate Water:
1.8 l/min.
pressure drop 0.5 bar

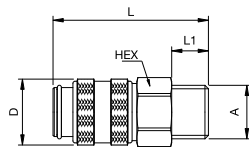
* maximum static working pressure with design factor 4 to 1.

Single Shut-Off

Single Shut-Off

50KAAW Coupler with valve, Male Thread

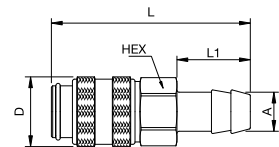

Brass, NBR



A	HEX	L	L1	D
G1/8 50KAAW10MPXS	14	36	7	16
G1/4 50KAAW13MPXS	17	38	9	16

50KATF Coupler with valve, Hose Barb

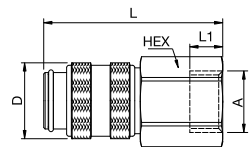
Brass, NBR



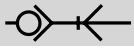
A	HEX	L	L1	D
4 50KATF04MPXS	14	46	17	16
6 50KATF06MPXS	14	46	17	16

50KAIW Coupler with valve, Female Thread

Brass, NBR



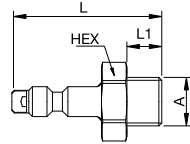
A	HEX	L	L1	D
G1/8 50KAIW10MPXS	14	36	9	16
G1/4 50KAIW13MPXS	17	38	9	16



Single Shut-Off

50SAW Plug without valve, Male Thread

Brass



A



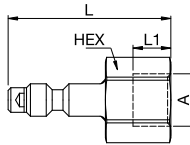
HEX L L1

G1/8 50SAW10MXX

14 30 7

50FIW Plug without valve, Female Thread

Brass



A



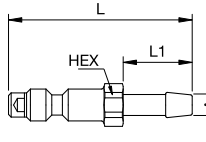
HEX L L1

G1/8 50FIW10MXX

14 30 7

50SFTF Plug without valve, Hose Barb

Brass



A



HEX L L1

4 50SFTF04MXX

7 35 13

6 50SFTF06MXX

7 35 13