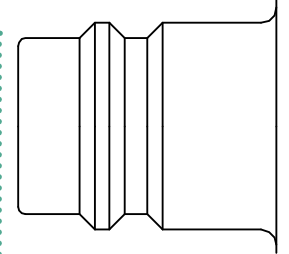




Compact industrial coupling system in brass for use with numerous gaseous and liquid media. High Flow valve for optimum flow and low pressure drop.

- Available on request:
 - with additional end connections
 - other seals for different temperature ranges and fluids



American Profile

KA Single Shut-Off

Working Pressure*:
up to 35 bar

Material:

- Coupling: Nickel plated brass
- Plug: Nickel plated brass
- Seals: NBR

Working Temperature:
-20°C up to +100°C (NBR)

Flow Rate Air:
9.000 l/min.
inlet pressure 6 bar, pressure drop 0.5 bar

Flow Rate Water:
125 l/min.
pressure drop 0.5 bar

KB Double Shut-Off

Working Pressure*:
up to 35 bar

Material:

- Coupling: Nickel plated brass
- Plug: Nickel plated brass
- Seals: NBR

Working Temperature:
-20°C up to +100°C (NBR)

Flow Rate Air:
3.000 l/min.
inlet pressure 6 bar, pressure drop 0.5 bar

Flow Rate Water:
33 l/min.
pressure drop 0.5 bar

KL Dry-break

Working Pressure*:
up to 8 bar

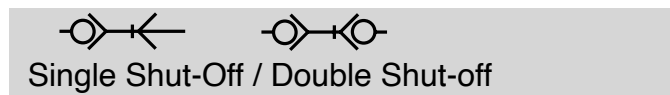
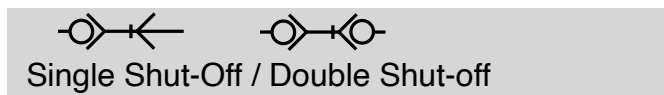
Material:

- Coupling: Nickel plated brass
- Plug: Nickel plated brass
- Seals: NBR

Working Temperature:
-20°C up to +100°C (NBR)

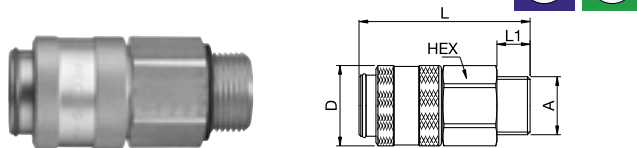
Flow Rate Water:
33 l/min.
pressure drop 0.5 bar

* maximum static working pressure with design factor 4 to 1.



39KBAW Coupler with valve, Male Thread

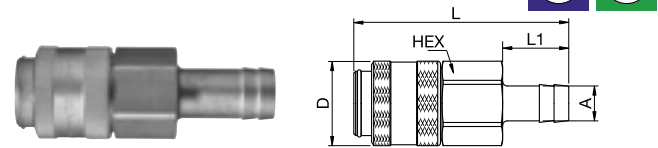
Nickel-plated brass, NBR



A	HEX	L	L1	D	
G3/4	39KBAW26MPN	41	95	16	46
G1	39KBAW33MPN	41	98	19	46

39KBT Coupler with valve, Hose Barb

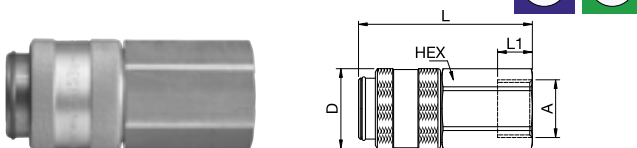
Nickel-plated brass, NBR



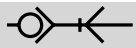
A	HEX	L	L1	D	
19	39KBT19MPN	41	115	36	46
25	39KBT25MPN	41	125	48	46

39KBIW Coupler with valve, Female Thread

Nickel-plated brass, NBR



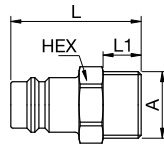
A	HEX	L	L1	D	
G3/4	39KBIW26MPN	41	99	20	46
G1	39KBIW33MPN	41	100	20	46



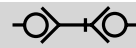
Single Shut-Off

39SFAW Plug without valve, Male Thread

Nickel-plated brass



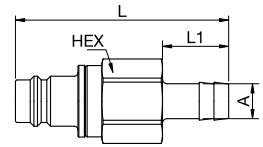
A	HEX	L	L1
G3/4 39SFAW26MXN	30	60	16
G1 39SFAW33MXN	34	65	19



Double Shut-off

39SBTF Plug with valve, Hose Barb

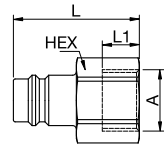
Nickel-plated brass, NBR



A	HEX	L	L1
19 39SBTF19MPN	41	114	36
25 39SBTF25MPN	41	124	48

39SFIW Plug without valve, Female Thread

Nickel-plated brass



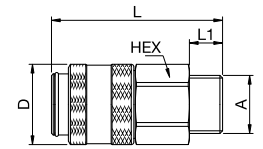
A	HEX	L	L1
G1 39SFIW33MPN	41	68	24



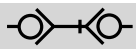
Dry-Break

39KLAW Coupler with valve, Male Thread

Nickel-plated brass, NBR



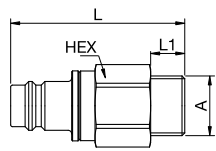
A	HEX	L	L1	D
G3/4 39KLAW26MPN	41	95	16	46
G1 39KLAW33MPN	41	98	19	46



Double Shut-off

39SBAW Plug with valve, Male Thread

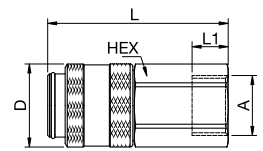
Nickel-plated brass, NBR



A	HEX	L	L1
G3/4 39SBAW26MPN	41	92	16
G1 39SBAW33MPN	41	95	19

39KLIW Coupler with valve, Female Thread

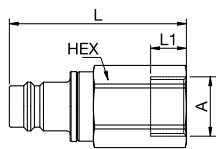
Nickel-plated brass, NBR



A	HEX	L	L1	D
G3/4 39KLIW26MPN	41	99	20	46
G1 39KLIW33MPN	41	100	20	46

39SBIW Plug with valve, Female Thread

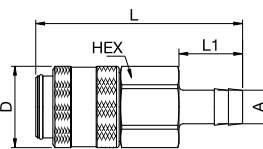
Nickel-plated brass, NBR



A	HEX	L	L1
G3/4 39SBIW26MPN	41	96	19
G1 39SBIW33MPN	41	97	24

39KLTf Coupler with valve, Hose Barb

Nickel-plated brass, NBR



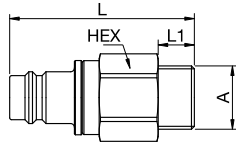
A	HEX	L	L1	D
19 39KLTf19MPN	41	115	36	46
25 39KLTf25MPN	41	125	48	46



Dry-Break

39SLAW Plug with valve, Male Thread

Nickel-plated brass, NBR



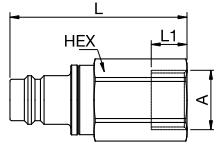
A

HEX L L1

G3/4	39SLAW26MPN	41	92	16
G1	39SLAW33MPN	41	95	19

39SLIW Plug with valve, Female Thread

Nickel-plated brass, NBR



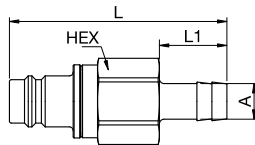
A

HEX L L1

G3/4	39SLIW26MPN	41	96	16
G1	39SLIW33MPN	41	97	24

39SLTF Plug with valve, Hose Barb

Nickel-plated brass, NBR



A

HEX L L1

19	39SLTF19MPN	41	114	36
25	39SLTF25MPN	41	124	48