

American Profile

Compact industrial coupling system in brass for use with numerous gaseous and liquid media. High Flow valve for optimum flow and low pressure drop.

- Available on request:
 - with additional end connections
 - other seals for different temperature ranges and fluids



KA Single Shut-Off

Working Pressure*:
up to 35 bar

Material:

- Coupling: Nickel plated brass
- Plug: Nickel Plated Brass
- Seals: NBR

Working Temperature:

-20°C up to +100°C (NBR)

Flow Rate Air:

7.500 l/min.

inlet pressure 6 bar, pressure drop 0.5 bar

Flow Rate Water:

96 l/min.

pressure drop 0.5 bar

KB Double Shut-Off

Working Pressure*:
up to 35 bar

Material:

- Coupling: Nickel plated brass
- Plug: Nickel Plated Brass
- Seals: NBR

Working Temperature:

-20°C up to +100°C (NBR)

Flow Rate Air:

2.150 l/min.

inlet pressure 6 bar, pressure drop 0.5 bar

Flow Rate Water:

27 l/min.

pressure drop 0.5 bar

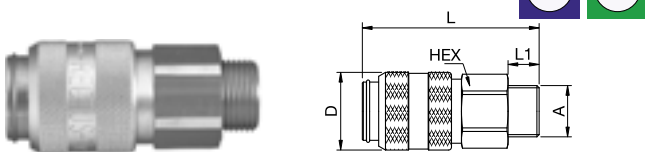
* maximum static working pressure with design factor 4 to 1.



Single Shut-Off / Double Shut-Off

38KBAW Coupler with valve, Male Thread

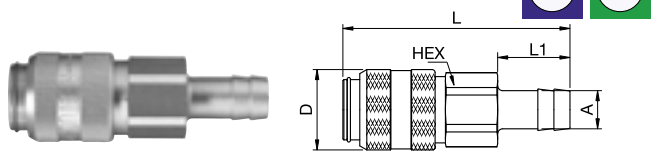
Nickel-plated brass, NBR



| A | HEX | L | L1 | D | |
|------|-------------|----|----|----|----|
| G1/2 | 38KBAW21MPN | 34 | 89 | 12 | 40 |
| G3/4 | 38KBAW26MPN | 34 | 91 | 16 | 40 |
| G1 | 38KBAW33MPN | 41 | 91 | 19 | 40 |

38KBTF Coupler with valve, Hose Barb

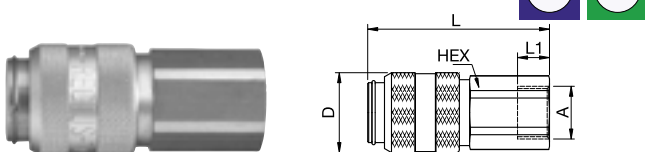
Nickel-plated brass, NBR



| A | HEX | L | L1 | D | |
|----|-------------|----|-----|----|----|
| 13 | 38KBTF13MPN | 34 | 105 | 28 | 40 |
| 19 | 38KBTF19MPN | 34 | 113 | 36 | 40 |

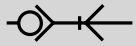
38KBIW Coupler with valve, Female Thread

Nickel-plated brass, NBR



| A | HEX | L | L1 | D | |
|------|-------------|----|----|----|----|
| G1/2 | 38KBIW21MPN | 34 | 95 | 20 | 40 |
| G3/4 | 38KBIW26MPN | 34 | 91 | 14 | 40 |
| G1 | 38KBIW33MPN | 41 | 92 | 20 | 40 |

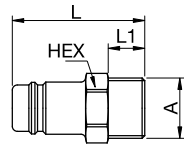
Series 38 - Brass/Steel



Single Shut-Off

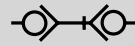
38SFAW Plug without valve, Male Thread

Nickel-plated brass



HEX L L1

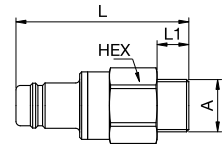
| | | | | |
|------|--------------------|----|----|----|
| G1/2 | 38SFAW21MXN | 24 | 54 | 12 |
| G3/4 | 38SFAW26MXN | 27 | 58 | 16 |
| G1 | 38SFAW33MXN | 36 | 63 | 19 |



Double Shut-off

38SBAW Plug with valve, Male Thread

Nickel-plated brass, NBR

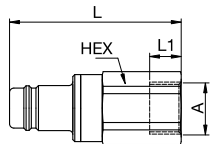


HEX L L1

| | | | | |
|------|--------------------|----|----|----|
| G1/2 | 38SBAW21MPN | 34 | 85 | 12 |
| G3/4 | 38SBAW26MPN | 34 | 87 | 16 |
| G1 | 38SBAW33MPN | 41 | 87 | 19 |

38SFIW Plug without valve, Female Thread

Nickel-plated brass

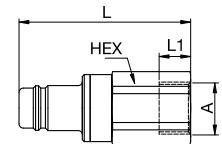


HEX L L1

| | | | | |
|------|--------------------|----|----|----|
| G1/2 | 38SFIW21MXN | 24 | 49 | 12 |
| G3/4 | 38SFIW26MXN | 30 | 54 | 18 |
| G1 | 38SFIW33MXN | 41 | 61 | 24 |

38SBIW Plug with valve, Female Thread

Nickel-plated brass, NBR

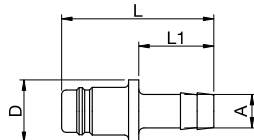


HEX L L1

| | | | | |
|------|--------------------|----|----|----|
| G1/2 | 38SBIW21MPN | 34 | 87 | 16 |
| G3/4 | 38SBIW26MPN | 34 | 87 | 16 |
| G1 | 38SBIW33MPN | 41 | 88 | 26 |

38SFTF Plug without valve, Hose Barb

Nickel-plated brass

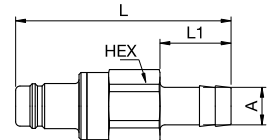


L L1 D

| | | | | |
|----|--------------------|----|----|----|
| 13 | 38SFTF13MXN | 65 | 28 | 30 |
| 19 | 38SFTF19MXN | 73 | 36 | 30 |

38SBTF Plug with valve, Hose Barb

Nickel-plated brass, NBR



HEX L L1

| | | | | |
|----|--------------------|----|-----|----|
| 13 | 38SBTF13MPN | 34 | 103 | 28 |
| 19 | 38SBTF19MPN | 34 | 109 | 36 |