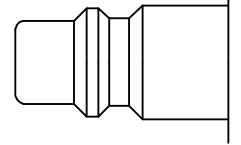




Steel coupling 3/8" according to ISO 6150 B and US MIL-SPEC 4109. Very robust design with steel valve bodies. The high insertion depth guarantees by an optimised plug guidance.

- Available on request:
 - in brass material with nickel plating
 - with additional end connections
 - other seals for different temperature ranges and fluids



ISO B Profile

KA
Single Shut-Off

Working Pressure*:
up to 35 bar

Material:

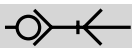
- Coupling: Brass / Steel
- Plug: Nickel plated steel
- Seals: NBR

Working Temperature:
-20°C up to +100°C (NBR)

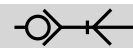
Flow Rate Air:
1.050 l/min.
inlet pressure 6 bar, pressure drop 0.5 bar

Flow Rate Water:
14 l/min.
pressure drop 0.5 bar

* maximum static working pressure with design factor 4 to 1.



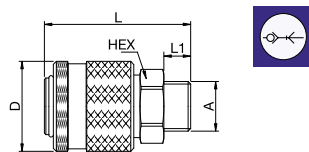
Single Shut-Off



Single Shut-Off

30KAAW Coupler with valve, Male Thread

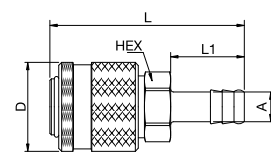
Brass/steel, NBR



A	HEX	L	L1	D
G1/4 30KAAW13SPX	22	49	9	30
G3/8 30KAAW17SPX	22	49	9	30
G1/2 30KAAW21SPX	22	52	12	30

30KATF Coupler with valve, Hose Barb

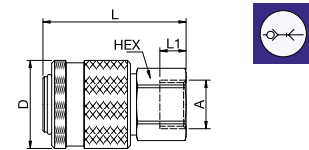
Brass/steel, NBR



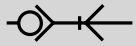
A	HEX	L	L1	D
6 30KATF06SPX	21	66	25	30
8 30KATF08SPX	21	66	25	30
10 30KATF10SPX	21	66	25	30
13 30KATF13SPX	21	66	25	30

30KAIW Coupler with valve, Female Thread

Brass/steel, NBR



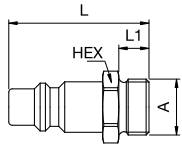
A	HEX	L	L1	D
G1/4 30KAIW13SPX	22	49	11	30
G3/8 30KAIW17SPX	22	49	9	30
G1/2 30KAIW21SPX	22	52	12	30



Single Shut-Off

30SAW Plug without valve, Male Thread

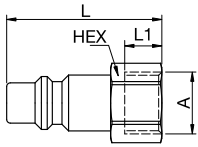
Nickel-plated steel



A			HEX	L	L1
G1/4	30SAW13SXN	9087 30 13	17	42	9
G3/8	30SAW17SXN	9087 30 17	19	42	9
G1/2	30SAW21SXN	9087 30 21	24	46	12

30SFIW Plug without valve, Female Thread

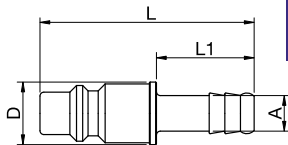
Nickel-plated steel



A			HEX	L	L1
G1/4	30SFIW13SXN	9086 30 13	17	40	10
G3/8	30SFIW17SXN	9086 30 17	19	42	10
G1/2	30SFIW21SXN	9086 30 21	24	43	12

30SFTF Plug without valve, Hose Barb

Nickel-plated steel



A			L	L1	D
8	30SFTF08SXN	9085 30 08	55	25	16
10	30SFTF10SXN	9085 30 10	55	25	16
13	30SFTF13SXN	9085 30 13	55	25	16