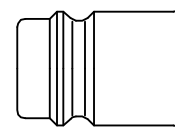




1/2" Universal industrial coupling with standard European profile for use with large pneumatic consumers. Coupling system with single-hand operation. High Flow valve for optimum flow and low pressure drop. The series stands out for its robust design, extremely high flow and long service life even with the harshest use. The collar design minimises damage to the valve body.

- Available on request:
 - with additional end connections
 - other seals for different temperature ranges and fluids



Euro Profile

Dust Protections (P. 357)
for Coupling Part.-No. SK27S

KA Single Shut-Off

Working Pressure*:
up to 35 bar

Material:

- Coupling: AISI 303 / AISI 316 L
- Plug: AISI 303 / AISI 316 L
- Seals: FKM

Working Temperature:
-15°C up to +200°C (FKM)

Flow Rate Air:
2.400 l/min.
inlet pressure 6 bar, pressure drop 0.5 bar

Flow Rate Water:
31 l/min.
pressure drop 0.5 bar

KB Double Shut-Off

Working Pressure*:
up to 35 bar

Material:

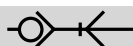
- Coupling: AISI 303 / AISI 316 L
- Plug: AISI 303 / AISI 316 L
- Seals: FKM

Working Temperature:
-15°C up to +200°C (FKM)

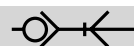
Flow Rate Air:
950 l/min.
inlet pressure 6 bar, pressure drop 0.5 bar

Flow Rate Water:
14 l/min.
pressure drop 0.5 bar

* maximum static working pressure with design factor 4 to 1.



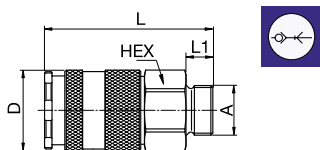
Single Shut-Off



Single Shut-Off

27KAAW Coupler with valve, Male Thread

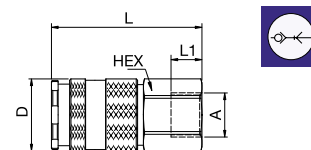
Stainless Steel, FKM



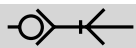
A	Version	HEX	L	L1	D	Version
G3/8	27KAAW17RVX	24	58	9	27	AISI 303
G3/8	27KAAW17EVX	24	58	9	27	AISI 316L
G1/2	27KAAW21RVX	24	60	12	27	AISI 303
G1/2	27KAAW21EVX	24	60	12	27	AISI 316L
G3/4	27KAAW26RVX	32	61	16	27	AISI 303
G3/4	27KAAW26EVX	32	61	16	27	AISI 316L

27KAIW Coupler with valve, Female Thread

Stainless Steel, FKM



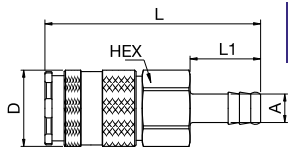
A	Version	HEX	L	L1	D	Version
G3/8	27KAIW17RVX	24	56	11	27	AISI 303
G3/8	27KAIW17EVX	24	56	11	27	AISI 316L
G1/2	27KAIW21RVX	24	56	12	27	AISI 303
G1/2	27KAIW21EVX	24	56	12	27	AISI 316L
G3/4	27KAIW26RVX	32	60	16	27	AISI 303
G3/4	27KAIW26EVX	32	60	16	27	AISI 316L



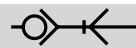
Single Shut-Off

27KATF Coupler with valve, Hose Barb

Stainless Steel, FKM



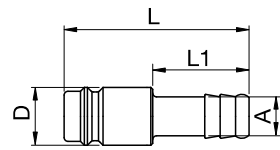
A	HEX	L	L1	D	Version	
9	27KATF09RVX	24	76	25	27	AISI 303
9	27KATF09EVX	24	76	25	27	AISI 316L
13	27KATF13RVX	24	76	25	27	AISI 303
13	27KATF13EVX	24	76	25	27	AISI 316L



Single Shut-Off

27SFTF Plug without valve, Hose Barb

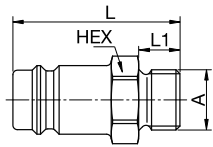
Stainless Steel



A	L	L1	D	Version	
9	27SFTF09RXX	48	25	15	AISI 303
9	27SFTF09EXX	48	25	15	AISI 316L
13	27SFTF13RXX	48	25	15	AISI 303
13	27SFTF13EXX	48	25	15	AISI 316L

27SFAW Plug without valve, Male Thread

Stainless Steel



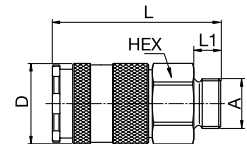
A	HEX	L	L1	Version		
G1/4	27SFAW13RXX	17	36.5	9	AISI 303	
G1/4	27SFAW13EXX	17	36.5	9	AISI 316L	
G3/8	27SFAW17RXX	19	36.5	9	AISI 303	
G3/8	27SFAW17EXX	19	36.5	9	AISI 316L	
G1/2	27SFAW21RXX	24	40	12	AISI 303	
G1/2	27SFAW21EXX	9087X27 21	24	40	12	AISI 316L
G3/4	27SFAW26RXX	32	45	16	AISI 303	
G3/4	27SFAW26EXX	9087X27 27	32	45	16	AISI 316L



Double Shut-off

27KBAW Coupler with valve, Male Thread

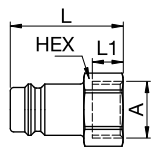
Stainless Steel, FKM



A	HEX	L	L1	D	Version		
G3/8	27KBAW17RVX	24	58	9	27	AISI 303	
G3/8	27KBAW17EVX	9201X27 17	24	58	9	27	AISI 316L
G1/2	27KBAW21RVX	24	60	12	27	AISI 303	
G1/2	27KBAW21EVX	9201X27 21	24	60	12	27	AISI 316L
G3/4	27KBAW26RVX	32	61	16	27	AISI 303	
G3/4	27KBAW26EVX	9201X27 27	32	61	16	27	AISI 316L

27SFIW Plug without valve, Female Thread

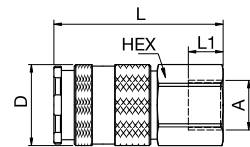
Stainless Steel



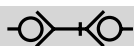
A	HEX	L	L1	Version		
G3/8	27SFIW17RXX	19	33	9	AISI 303	
G3/8	27SFIW17EXX	9086X27 17	19	33	9	AISI 316L
G1/2	27SFIW21RXX	24	37	12	AISI 303	
G1/2	27SFIW21EXX	24	37	12	AISI 316L	
G3/4	27SFIW26RXX	32	42	16	AISI 303	
G3/4	27SFIW26EXX	32	42	16	AISI 316L	

27KBIW Coupler with valve, Female Thread

Stainless Steel, FKM



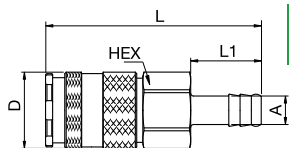
A	HEX	L	L1	D	Version		
G3/8	27KBIW17RVX	24	56	11	27	AISI 303	
G3/8	27KBIW17EVX	9214X27 17	24	56	11	27	AISI 316L
G1/2	27KBIW21RVX	24	56	12	27	AISI 303	
G1/2	27KBIW21EVX	9214X27 21	24	56	12	27	AISI 316L
G3/4	27KBIW26RVX	32	56	16	27	AISI 303	
G3/4	27KBIW26EVX	9214X27 27	32	56	16	27	AISI 316L



Double Shut-off

27KBTF Coupler with valve, Hose Barb

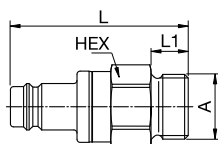
Stainless Steel, FKM



A	HEX	L	L1	D	Version
9	27KBTF09RVX	24	76	25	AISI 303
9	27KBTF09EVX	24	76	25	AISI 316L
13	27KBTF13RVX	24	76	25	AISI 303
13	27KBTF13EVX	24	76	25	AISI 316L

27SBAW Plug with valve, Male Thread

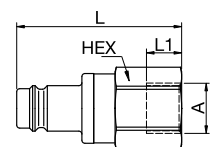
Stainless Steel, FKM



A	HEX	L	L1	Version		
G3/8	27SBAW17RVX	24	56	9	AISI 303	
G3/8	27SBAW17EVX	9287X27 17	24	56	9	AISI 316L
G1/2	27SBAW21RVX	24	58	12	AISI 303	
G1/2	27SBAW21EVX	9287X27 21	24	58	12	AISI 316L
G3/4	27SBAW26RVX	32	58	16	AISI 303	
G3/4	27SBAW26EVX	9287X27 27	32	58	16	AISI 316L

27SBIW Plug with valve, Female Thread

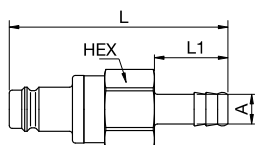
Stainless Steel, FKM



A	HEX	L	L1	Version		
G3/8	27SBIW17RVX	24	55	10	AISI 303	
G3/8	27SBIW17EVX	9286X27 17	24	55	10	AISI 316L
G1/2	27SBIW21RVX	24	55	12	AISI 303	
G1/2	27SBIW21EVX	9286X27 21	24	55	12	AISI 316L
G3/4	27SBIW26RVX	32	58	16	AISI 303	
G3/4	27SBIW26EVX	32	58	16	AISI 316L	

27SBTF Plug with valve, Hose Barb

Stainless Steel, FKM



A	HEX	L	L1	Version	
9	27SBTF09RVX	24	75	25	AISI 303
9	27SBTF09EVX	24	75	25	AISI 316L
13	27SBTF13RVX	24	75	25	AISI 303
13	27SBTF13EVX	24	75	25	AISI 316L