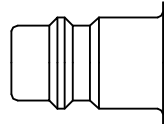




Safety coupling with a self-venting system for Euro plug profile. Self-venting takes place during disconnection – no risk of pressurised hoses being tossed around. When the Push-Button is pressed for the first time, air is relieved from the coupling but the plug in the coupling remains locked. The plug is only disconnected when the Push-Button is pressed for the second time. System fulfils the requirements of ISO4414 – increased safety standards in the work place. DIN EN 983. Coupling body is 360° rotating so Push-Button is visible in any position.



Euro Profile



Working Pressure*:
up to 12 bar

Material:

- Coupling: Anodised Aluminium, Nickel plated brass
- Plug: Zinc plated steel
- Seals: NBR

Working Temperature:

-20°C up to +100°C (NBR)

Flow Rate Air:

1.225 l/min.

inlet pressure 6 bar, pressure drop 0.5 bar

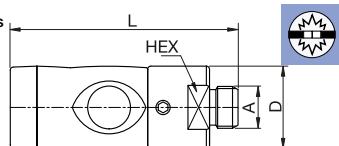
* maximum static working pressure with design factor 4 to 1.



Self-Venting System

26KPAW Coupler with valve, Male Thread

Anodised aluminium, nickel-plated brass



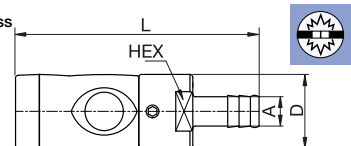
A		HEX	L	D
G1/4	26KPAW13APX	22	71.9	26
G3/8	26KPAW17APX	22	71.9	26
G1/2	26KPAW21APX	22	74.9	26



Self-Venting System

26KPTF Coupler with valve, Hose Barb

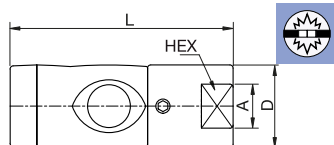
Anodised aluminium, nickel-plated brass



A		HEX	L	D
6	26KPTF06APX	22	85.7	26
8	26KPTF08APX	22	85.7	26
10	26KPTF10APX	22	85.7	26
13	26KPTF13APX	22	85.7	26

26KPIW Coupler with valve, Female Thread

Anodised aluminium, nickel-plated brass



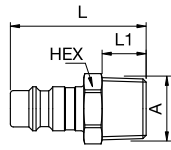
A		HEX	L	D
G1/4	26KPIW13APX	22	70.4	26
G3/8	26KPIW17APX	22	72.4	26
G1/2	26KPIW21APX	22	74.4	26



Self-Venting System

25SFAK Plug without valve, Male Thread

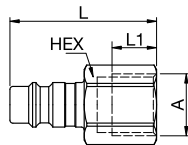
Zinc-plated steel



A		HEX	L	L1
R1/4	25SFAK13SXZ	14	37	12
R3/8	25SFAK17SXZ	17	37	12
R1/2	25SFAK21SXZ	22	43	17

25SFIW Plug without valve, Female Thread

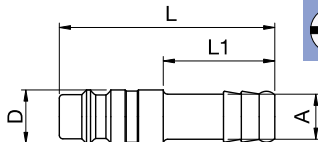
Zinc-plated steel



A			HEX	L	L1
G1/4	25SFIW13SXZ	9086 25 13	17	38.5	12
G3/8	25SFIW17SXZ	9086 25 17	19	39.5	12
G1/2	25SFIW21SXZ	9086 25 21	24	44	14

25SFTF Plug without valve, Hose Barb

Zinc-plated steel



A			L	L1	D
6	25SFTF06SXZ	9085 25 06	48	25	12
8	25SFTF08SXZ	9085 25 08	48	25	12
10	25SFTF10SXZ	9085 25 10	48	25	12
13	25SFTF13SXZ	9085 25 13	48	25	15