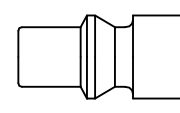




Robust brass coupling with numerous connection options. Preferred application is the compressed air technology. Also particularly suited to use with water due to the brass valve. Coupling system with single-hand operation. Plug design optimised through greater insert depth.



ARO Profile

- Available on request:
 - in brass material with nickel plating
 - with additional end connections
 - other seals for different temperature ranges and fluids

KA Single Shut-Off

Working Pressure*:
up to 35 bar

Material:

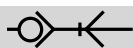
- Coupling: Brass
- Plug: Brass
- Seals: NBR

Working Temperature:
-20°C up to +100°C (NBR)

Flow Rate Air:
660 l/min.
inlet pressure 6 bar, pressure drop 0.5 bar

Flow Rate Water:
9.1 l/min.
pressure drop 0.5 bar

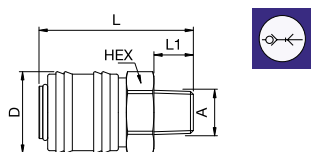
* maximum static working pressure with design factor 4 to 1.



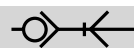
Single Shut-Off

14KAAW Coupler with valve, Male Thread

Brass, NBR



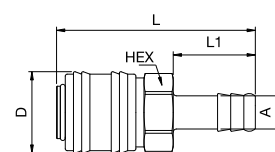

A	HEX	L	L1	D
G1/4 14KAAW13MPX	22	43	9	25
G3/8 14KAAW17MPX	22	43	9	25
G1/2 14KAAW21MPX	22	46	12	25



Single Shut-Off

14KATF Coupler with valve, Hose Barb

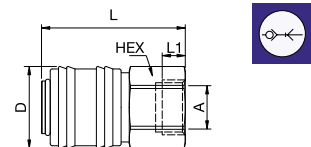
Brass, NBR



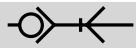
A	HEX	L	L1	D
6 14KATF06MPX	21	60	25	25
8 14KATF08MPX	21	60	25	25
9 14KATF09MPX	21	60	25	25
10 14KATF10MPX	21	60	25	25
13 14KATF13MPX	21	60	25	25

14KAIW Coupler with valve, Female Thread

Brass, NBR



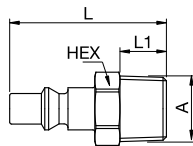
A	HEX	L	L1	D
G1/4 14KAIW13MPX	22	43	9	25
G3/8 14KAIW17MPX	22	43	9	25
G1/2 14KAIW21MPX	24	46	12	25



Single Shut-Off

22SFA Plug without valve, Male Thread

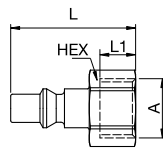
Nickel-plated steel or brass



A			HEX	L	L1	Version
R1/8			12	35	9	Nickel-plated steel
R1/4			14	41	12	Nickel-plated steel
R1/4			14	41	12	Brass
G1/4			14	41	12	Brass
R3/8			17	41	12	Nickel-plated steel
G3/8			17	41	12	Brass
R1/2			22	46	17	Nickel-plated steel
G1/2			22	46	17	Brass

22SFIW Plug without valve, Female Thread

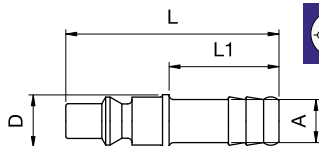
Nickel-plated steel or brass



A			HEX	L	L1	Version
G1/4			17	35	9	Nickel-plated steel
G1/4			17	35	9	Brass
G3/8			19	35	10	Nickel-plated steel
G1/2			24	35	12	Nickel-plated steel

22SFTF Plug without valve, Hose Barb

Nickel-plated steel or brass



A			L	L1	D	Version
6			49	25	12	Nickel-plated steel
6			49	25	12	Brass
8			49	25	12	Nickel-plated steel
9			49	25	12	Nickel-plated steel
10			49	25	12	Nickel-plated steel
10			49	25	12	Brass
13			49	25	15	Nickel-plated steel