



AIR PREPARATION SYSTEM P31, P32, P33 & P3Y SERIES

Modular & Body Ported 1/4 to 3/4
Body Ported 3/4 & 1, with Port Blocks 1.1/2





DECLARATION OF COMPLIANCE (ROHS)

European Directive 2011/65/EU – RoHS (Restriction of certain Hazardous Substances in electrical and electronic equipment), restricts the use of the 6 substances in the manufacture of specified electrical equipment.

Lead: Product containing lead and its compound (except for applications of lead as an alloying element by weight in steel up to 0.35%, in aluminum up to 0.4% and in copper alloys up to 4% and in circuit board solder) must not exceed 0.1% by weight

Mercury: The concentration level must not exceed 0.1% by volume

Cadmium: The concentration level must not exceed 0.01% by volume

Hexavalent Chromium:

This is a corrosive protective finish used on our product line. Where this finish is utilized the Chromate solution is Hexavalent (Chrome 6) free.

Polybrominated Biphenyls (PBB):

The concentration level must not exceed 0.1% by weight. This substance is not known to be in any of our products.

Polybrominated Diphenyl Esters (PBDE):

The concentration level must not exceed 0.1% by weight. This substance is not known to be in any of our products.



ATEX

Following Ignition Hazard Assessments performed on the non-electrical products listed above, in accordance with the requirements of ISO/IEC/EN 80079-36), it was considered that the equipment does not contain its own source of ignition, and therefore is not within the scope of directive 2014/34/EU.

The products can be used in a Group II Category 2 environment assuming that the ATEX Directive and the following conditions are complied with:

- Installation and maintenance of the product must be undertaken by qualified personnel.
- Do not mount the products in an area where impact may occur.
- Filters must be used to limit the introduction of particles and to capture particles generated in service.
- Supply air quality must be within ISO 8573-1:2010 Class 6.4.4.
- Maximum working temperature to be as stated on product label.
- WARNING – pulsating pressure and/or a closed circuit can generate heat.
- Deposits of dust on the product must not exceed 5mm thickness. Refer to technical file for surface areas of plastics. The unit must be earthed via the compressed air supply line.
- The unit must not come into contact with liquid solvents, acids or alkalis. Refer to technical file for chemicals known to be incompatible. Product cleaning must be undertaken using a method complying with the specifications of the ATEX zone, preferably by using mild soap and water or antistatic products.
- Regulators, Filter Regulators:
Do not use Regulators or Filter Regulators within systems that can create vibration within the Regulator / Filter Regulator unit.
- Technical file available on request.



Global Air Preparation products supplied by Parker Hannifin have been designed and manufactured in accordance with "sound engineering practice", as defined by Article 3 of Pressure Equipment Directive 97/23/EC.



Global Air Preparation product range is in compliance with REACH to ensure continued compliance additions to the list of SVHC (Substance of Very High Concern) are reviewed periodically.



Global Air Preparation product range has been designed and tested in accordance with ISO flow testing, envelope integrity, and catalog data presented.

- Filters – ISO 5782-1 & ISO 5782-2: 1997
- Regulators- ISO 6953-1 & ISO 6953-2: 2000
- Lubricators- ISO 6301-1 & ISO 6301-2: 2009



WARNING — USER RESPONSIBILITY

FAILURE OR IMPROPER SELECTION OR IMPROPER USE OF THE PRODUCTS DESCRIBED HEREIN OR RELATED ITEMS CAN CAUSE DEATH, PERSONAL INJURY AND PROPERTY DAMAGE.


- This document and other information from Parker-Hannifin Corporation, its subsidiaries and authorized distributors provide product or system options for further investigation by users having technical expertise.
- The user, through its own analysis and testing, is solely responsible for making the final selection of the system and components and assuring that all performance, endurance, maintenance, safety and warning requirements of the application are met. The user must analyze all aspects of the application, follow applicable industry standards, and follow the information concerning the product in the current product catalog and in any other materials provided from Parker or its subsidiaries or authorized distributors.
- To the extent that Parker or its subsidiaries or authorized distributors provide component or system options based upon data or specifications provided by the user, the user is responsible for determining that such data and specifications are suitable and sufficient for all applications and reasonably foreseeable uses of the components or systems.

Offer of Sale

Please contact your Parker representation for a detailed "Offer of Sale".

Table of Contents

Introduction.....	10
Application Guide.....	13
P31, P32, P33 Series	14
Mini Particulate Filters	14
Compact Particulate Filters	16
Standard Particulate Filters.....	18
Mini Coalescing and Adsorber Filters.....	20
Compact Coalescing and Adsorber Filters	22
Standard Coalescing and Adsorber Filters	24
Mini Regulators.....	26
Mini Common P1 Regulators.....	28
Compact Regulators	30
Regulators	32
Standard Regulators	34
Proportional Regulators.....	36
Mini Filter / Regulators	40
Compact Filter / Regulators	42
Standard Filter / Regulators	44
Mini Lubricators	46
Compact Lubricators.....	48
Standard Lubricators.....	50
Mini Combinations	52
Standard Combinations.....	54
Dump Valves	56
Soft Start Valves	58
Combined Soft Start / Dump Valves.....	60
Safety Exhaust Valves	62
Accessories.....	66
P3Y Series	76
Features.....	76
Particulate Filter.....	77
Coalescing Filter	79
Regulators	81
Pilot Operated Regulators.....	83
Filter / Regulators	85
Lubricators.....	87
Combination Units	89
Soft Start / Dump Valve	91
Soft Start Valve	93
Accessories.....	94



If you have questions about the products contained in this catalog, or their applications, please contact:
Parker Hannifin EMEA Sàrl European Headquarters
parker.com/msgc

PARKER GLOBAL AIR PREPARATION SYSTEM

Global. Modular.
Performance you need, wherever you need it.




Full featured particulate and coalescing filters, regulators, filter/regulators, and lubricators are available with a wide range of standard options to meet air preparation needs.

The comprehensive Global Air Preparation System is available in three body sizes with either BSPP (EMEA) or NPT (US) to accommodate thread type requirements.

Individual units can easily be assembled into various combinations, utilizing patented modular lightweight body connectors.



FULLY MODULAR AIR PREPARATION SYSTEM



Picture for illustration, product could have a different design.

- Mixity between sizes P32 and P33 by using same mountings.
- Extended air ports sizes by adding end port blocks or for converting from BSPP body threaded to NPT.

	P31	P32	P33
1/8"	n		
1/4"	q	q	n
3/8"		q	n
1/2"		q	q
3/4"		n	q

n With end blocks

q Body threaded

AIR PREPARATION

Global Comprehensive Offering



P31 Mini Series
1/4" ports
40mm body width



P32 Compact Series
1/4", 3/8" and 1/2"
60mm body width



P33 Standard Series
1/2" and 3/4"
73mm body width



Filters

- 5 μ particulate, 1.0 μ and 0.01 μ coalescing, and adsorber available as standard
- Transparent or metal bowl with manual or auto float drains standard



Regulators

- Available as stand alone, common port and electronic proportional
- Both relieving and non-relieving versions available



Filter / Regulators

- Compact design for space savings
- Available with all the same standard options as the filters and regulators



Lubricators

- Proportional oil delivery over a wide range of air flows
- Fill under pressure



Combinations

- Compact design for space savings
- Easily assembled
- Many configurations available



Accessories

- Solenoid operated soft start, quick dump, and soft start/quick dump valves
- Manifold blocks
- Ball style lockout / shutoff valve
- Repair kits, gauges, etc.

Picture for illustration, product could have a different design.

AIR PREPARATION

P3Y Comprehensive Offering



P3Y Series
3/4" and 1"
90mm body width



Filters

- 5 μ particulate, 1.0 μ and 0.01 μ coalescing, and adsorber available as standard
- Polypropylene bowl with metal screw in bowl guard



Regulators

- Available as a stand alone high flow unit with a rolling diaphragm to extend life
- Optional key lock



Filter / Regulators

- Compact design for space savings
- Available with all the same standard options as the filters and regulators



Lubricators

- Proportional oil delivery over a wide range of air flows
- Fill under pressure



Combinations

- Compact design for space savings
- Easily assembled



Accessories

- Solenoid operated soft start, quick dump, and soft start/quick dump valves
- Manifold blocks
- Ball style lockout / shutoff valve
- Repair kits, gauges, etc.

AIR PREPARATION

Complete Air Preparation

P31 Mini Series



40mm body width

1/4" Ported

Flows up to:	scfm	(dm ³ /s, ANR)
Filter	25	(12)
Coalescer	7.5	(3.6)
Regulator	68	(32)
Filter/Regulator	74	(35)
Lubricator	52	(25)

Features:

- Space saving integral gauge
- Manifold style regulators available
- OSHA compliant shut-off valves
- Soft-Start & Quick Dump valves
- Electronic Proportional Regulator

P32 Compact Series



60mm body width

(1/4"), 3/8", & 1/2" Ported

Flows up to:	scfm	(dm ³ /s, ANR)
Filter	82	(39)
Coalescer	36	(17)
Regulator	165	(78)
Filter/Regulator	164	(77)
Lubricator	90	(42)

Features:

- Manifold style regulators available
- OSHA Compliant shut-off valves
- Soft-Start & Quick Dump valves
- Electronic Proportional Regulator

P33 Standard Series



73mm body width

(1/2") & 3/4" Ported

Flows up to:	scfm	(dm ³ /s, ANR)
Filter	102	(48)
Coalescer	42	(20)
Regulator	233	(110)
Filter/Regulator	235	(109)
Lubricator	150	(71)

Features:

- OSHA Compliant shut-off valves
- Soft-Start & Quick Dump valves (Utilizes P32 size only)
- Electronic proportional regulator (Utilizes P32 size only)

P3Y Large Series



90mm body width

3/4" and 1" Ported

Flows up to:	scfm	(dm ³ /s, ANR)
Filter	170	(80)
Coalescer	307	(150)
Regulator	550	(260)
Filter/Regulator	465	(220)
Lubricator	390	(184)

Features:

- OSHA Compliant shut-off valves
- Soft-Start & Quick Dump valves
- Electronic Proportional Regulator

Picture for illustration, product could have a different design.

AIR PREPARATION

Complete FRL System

Safety Exhaust Valves


- External monitoring provides a cost and space saving advantage
- Solid state pressure sensors provide accurate, fast fault detection
- Quick visual LED indicators on the front of the valve
- Safety exhaust outlet is no-maintenance and non-clog by design
- Suitable for stand alone use or modular mounting to P32 or P33 FRL assembly



(optional soft start)

Common Port Manifold Regulators

- Multiple output pressures (P2, P3, P4, etc.) with common inlet (P1)
- Available in two sizes P31 and P32
- Balanced valve design for accurate pressure regulation
- Outlet pressure ports in front and rear of unit
- Multiple spring ranges available



Electronic Proportional Regulators

- Electro-Pneumatic regulator
- Integrated systems control
- Accurate output pressure
- Micro parameter settings
- Selectable I/O parameters
- Quick, full flow exhaust
- LED display indicates output pressure
- No air consumption in steady state
- Multiple mounting options
- Protection to IP65



P31P Mini Series



P32P Compact Series

Optional Tamperproof Kit

- Hinged black part clamps over control knob and is locked in place after sliding yellow cover over it
- Other allows for removable lockout/tagout tamperproofing
 - Four pad lock location holes tagout
 - Hinged locking clamp secures over existing knob via yellow cover which is slid over into place



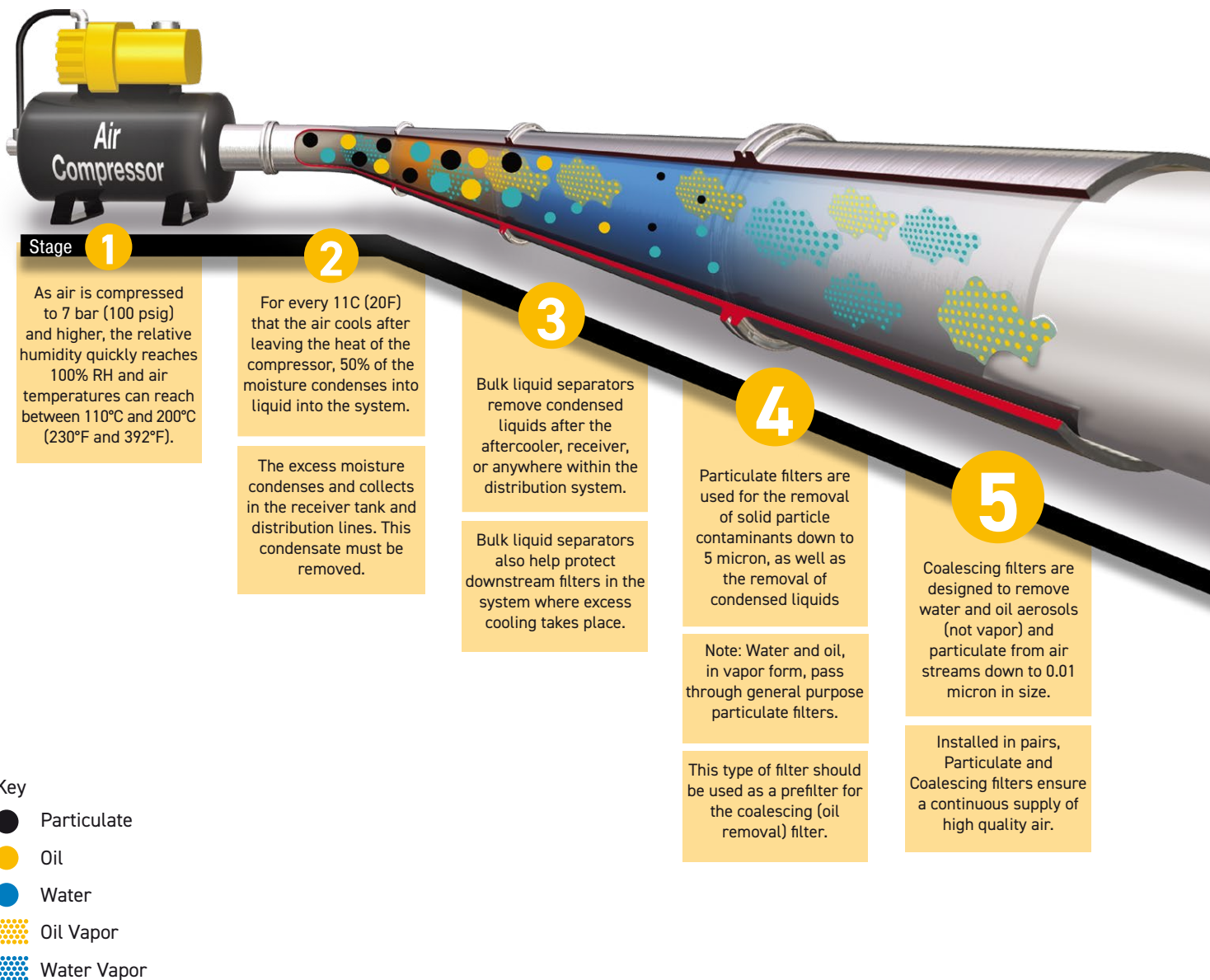
Picture for illustration, product could have a different design.







INTRODUCTION

Together we can power your application with clean, dry air

Fast cycle times, high product quality, and low downtime all require a clean, dry pneumatic system to function properly. Parker has what it takes to make sure pneumatic systems perform at their best.

Clean, dry pneumatic systems with
Parker Global Air Preparation



						
Stages	1 2	3	4	5	6	7
Function	Air Compressor	Bulk Liquid Removal	Particulate Filtration	Coalescing Filtration	Air Dryers	Oil Vapour Filtration
Application	All pneumatic systems	Basic pneumatic systems	Basic pneumatic systems	Systems requiring highest quality air.	Systems requiring air with reduced moisture content	Systems requiring highest quality air for critical applications
Description	Air leaving the compressor room at 93°C (200°F) releases 95% of its moisture into the piping system when it cools to 38°C (100°F)	Removes bulk liquid contamination and protects filters where excess cooling takes place in the distribution piping	Removes solid particulates down to 5 micron, and the separation of bulk contaminants.	Removes liquid aerosols and submicron particulates (not vapor) down to 0.01 micron.	Removes water vapor from air stream. Dew point reduced down to 4°C (40°F) (refrigeration) or -40°C (-40°F) (desiccant).	Removal of odors and trace vapors for critical applications.
Parker Global Air Preparation Solution	Customer supplied		P31/32/33/P3Y Particulate Filter	P31/32/33/P3Y Coalescing Filter		P31/32/33/P3Y Activated Carbon (Adsorber) Filter

Clean Dry Air

6

Refrigeration, membrane and desiccant dryers lower the air's dew point by removing water vapor, providing appropriately dry air for the downstream application.

7

Hydrocarbon and oil vapors are removed using filters utilizing activated carbon. These airborne hydrocarbons are often left over from the compressor oils.

Specifying air quality (purity) in accordance with ISO8573- 1:2010, the international standard for compressed air quality

ISO8573-1 is the primary document used from the ISO8573 series as it is this document which specifies the amount of contamination allowed in each cubic metre of compressed air.

ISO8573-1 lists the main contaminants as Solid Particulate, Water and Oil. The purity levels for each contaminant are shown separately in tabular form, however for ease of use, this document combines all three contaminants into one easy to use table.

ISO8573-1:2010 CLASS	Solid Particulate				Water		Oil
	Maximum number of particles per m ³			Mass Concentration mg/m ³	Vapour Pressure Dewpoint	Liquid g/m ³	Total Oil (aerosol liquid and vapour) mg/m ³
	0,1 - 0,5 micron	0,5 - 1 micron	1 - 5 micron				
0	As specified by the equipment user or supplier and more stringent than Class 1						
1	≤ 20 000	≤ 400	≤ 10	-	≤ -70 °C	-	0,01
2	≤ 400 000	≤ 6 000	≤ 100	-	≤ -40 °C	-	0,1
3	-	≤ 90 000	≤ 1 000	-	≤ -20 °C	-	1
4	-	-	≤ 10 000	-	≤ +3 °C	-	5
5	-	-	≤ 100 000	-	≤ +7 °C	-	-
6	-	-	-	≤ 5	≤ +10 °C	-	-
7	-	-	-	5 - 10	-	≤ 0,5	-
8	-	-	-	-	-	0,5 - 5	-
9	-	-	-	-	-	5 - 10	-
X	-	-	-	> 10	-	> 10	> 10

Specifying air purity in accordance with ISO8573-1:2010

When specifying the purity of air required, the standard must always be referenced, followed by the purity class selected for each contaminant (a different purity class can be selected for each contamination if required).

An example of how to write an air quality specification is shown below:

ISO 8573-1:2010 Class 1.2.1

ISO 8573-1:2010 refers to the standard document and its revision, the three digits refer to the purity classifications selected for solid particulate, water and total oil. Selecting an air purity class of 1.2.1 would specify the following air quality when operating at the standard's reference conditions:

Class 1 - Particulate

In each cubic metre of compressed air, the particulate count should not exceed 20,000 particles in the 0.1 - 0.5 micron size range, 400 particles in the 0.5 - 1 micron size range and 10 particles in the 1 - 5 micron size range.

Class 2 - Water

A pressure dewpoint (PDP) of -40°C or better is required and no liquid water is allowed.

Class 1 - Oil

In each cubic metre of compressed air, not more than 0.01mg of oil is allowed. This is a total level for liquid oil, oil aerosol and oil vapour.

ISO8573-1:2010 Class zero





- Class 0 does not mean zero contamination.
- Class 0 requires the user and the equipment manufacturer to agree contamination levels as part of a written specification.
- The agreed contamination levels for a Class 0 specification should be within the measurement capabilities of the test equipment and test methods shown in ISO8573 Pt 2 to Pt 9.
- The agreed Class 0 specification must be written on all documentation to be in accordance with the standard.
- Stating Class 0 without the agreed specification is meaningless and not in accordance with the standard.
- A number of compressor manufacturers claim that the delivered air from their oil-free compressors is in compliance with Class 0.
- If the compressor was tested in clean room conditions, the contamination detected at the outlet will be minimal. Should the same compressor now be installed in typical urban environment, the level of contamination will be dependent upon what is drawn into the compressor intake, rendering the Class 0 claim invalid.
- A compressor delivering air to Class 0 will still require purification equipment in both the compressor room and at the point of use for the Class 0 purity to be maintained at the application.
- Air for critical applications such as breathing, medical, food, etc typically only requires air quality to Class 2.2.1 or Class 2.1.1.
- Purification of air to meet a Class 0 specification is only cost effective if carried out at the point of use.

Application Guide

FRL to Valve: The chart below contains recommendations for the correct selection of Global Air Preparation units to suit the number and size of valves in a typical application.

	P31 Mini Series					P32 Compact Series					P33 Standard Series					
	Number of valves that would actuate at once															
	1	2	3	4	5	6	7	8	9	10	11	12	13	14	15	16
Moduflex 1	■	■	■	■	■	■	■	■	■	■	■	■	■	■	■	■
Isys Micro	■	■	■	■	■	■	■	■	■	■	■	■	■	■	■	■
HB / Viking Xtreme	■	■	■	■	■	■	■	■	■	■	■	■	■	■	■	■
Moduflex 2	■	■	■	■	■	■	■	■	■	■	■	■	■	■	■	■
HA / Global ISO	■	■	■	■	■	■	■	■	■	■	■	■	■	■	■	■
	See Large P3Y Series															

Actuator to FRL: The chart below contains recommendations for the correct selection of Global Air Preparation units suitable for each cylinder size. If you have a tube length over 2 m, choose one tube size larger than the chart. The table is based on a Maximum cylinder speed of 0.5m/s

Cyl Ø mm Cyl Ø inches		Cylinder bore size														
		5 (5/16)	10 (7/16)	16 (9/16)	20 (3/4)	25 (1)	28 (1-1/8)	32 (1-1/4)	40 (1-1/2)	45 (1-3/4)	50 (2)	63 (2-1/2)	75 (3)	80 (3-1/4)	100 (4)	
Tube Ø mm Tube Ø inches		Tube diameter external														
		4 (5/32)	4 (5/32)	4 (5/32)	6 (1/4)	6 (1/4)	6 (1/4)	6 (1/4)	8 (5/16)	8 (5/16)	8 (5/16)	10 (3/8)	10 (3/8)	12 (1/2)	12 (1/2)	
Number of cylinders actuating at once	1	■	■	■	■	■	■	■	■	■	■	■	■	■	■	■
	2	■	■	■	■	■	■	■	■	■	■	■	■	■	■	■
	3	■	■	■	■	■	■	■	■	■	■	■	■	■	■	■
	4	■	■	■	■	■	■	■	■	■	■	■	■	■	■	■
	5	■	■	■	■	■	■	■	■	■	■	■	■	■	■	■
	6	■	■	■	■	■	■	■	■	■	■	■	■	■	■	■
	7	■	■	■	■	■	■	■	■	■	■	■	■	■	■	■
	8	■	■	■	■	■	■	■	■	■	■	■	■	■	■	■
	9	■	■	■	■	■	■	■	■	■	■	■	■	■	■	■
	10	■	■	■	■	■	■	■	■	■	■	■	■	■	■	■
		P31 Mini Series					P32 Compact Series				P33 Standard Series			Large P3Y Series		
																

Note: Data listed above is simply a guideline for a typical application only. Proper sizing and correct flow requirements must be taken into account.

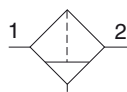
Picture for illustration, product could have a different design.

P31, P32, P33 SERIES

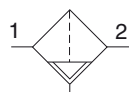
Mini Particulate Filters

P31 Particulate Filter – Mini

- Integral 1/4" ports (NPT & BSPP)
- High efficiency 5 micron element as standard
- Excellent water removal efficiency
- Robust but lightweight aluminum construction
- One hand operation for easy element cartridge removal
- Positive bayonet latch to ensure correct & safe fitting



Manual drain



Pulse drain

Port Size	Description †	Part Number
1/4"	Poly Bowl, Manual Drain	P31FB12EGMN
1/4"	Poly Bowl, Pulse Drain	P31FB12EGBN
1/4"	Metal Bowl, Manual Drain	P31FB12EMMN
1/4"	Metal Bowl, Pulse Drain	P31FB12EMBN

† For polycarbonate bowl, see caution in Engineering Section A.

Operating Information

Supply pressure (max):

Plastic bowl	150 psig (10 bar)
Metal bowl	250 psig (17 bar)

Operating temperature:

Plastic bowl	14°F to 125°F (-10°C to 52°C)
Metal bowl	14°F to 150°F (-10°C to 65.5°C)

Standard filtration: 5 micron

Flow capacity*: 25 scfm (12 dm³/s, ANR)

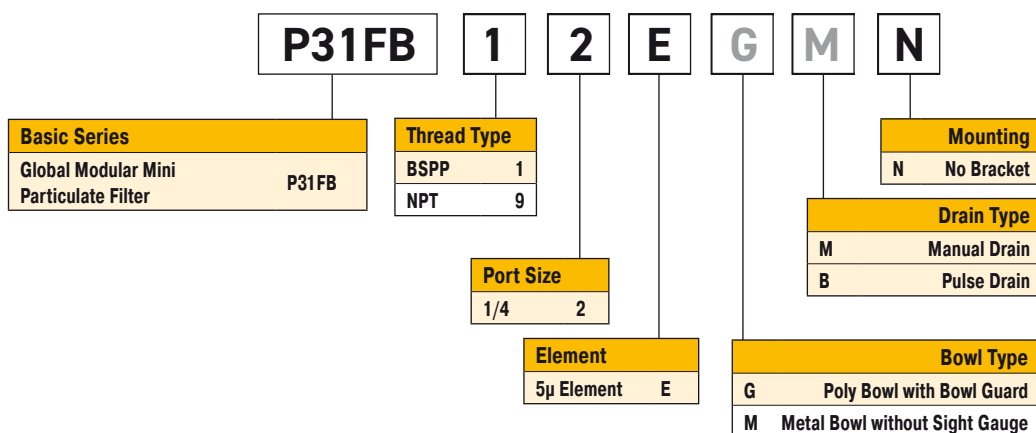
Useful retention†: 0.4 US oz. (12 cm³)

Weight: 0.24 lb (0.11 kg)

* Inlet pressure 91.3 psig (6.3 bar). Pressure drop 4.9 psig (0.34 bar).

† Useful retention refers to volume below the quiet zone baffle.

Ordering Information:



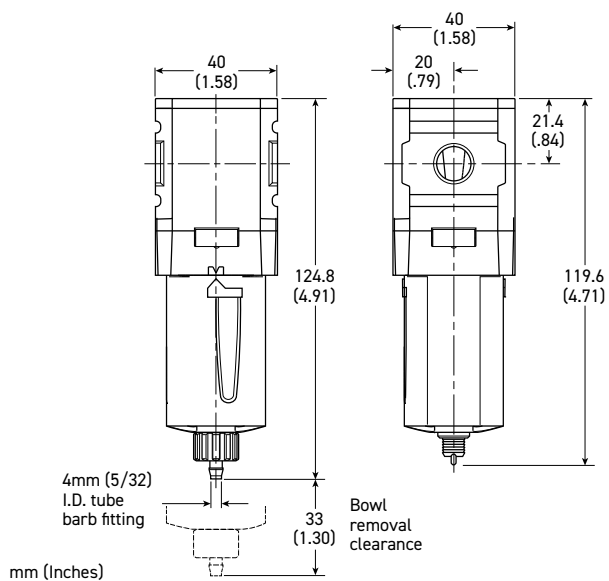
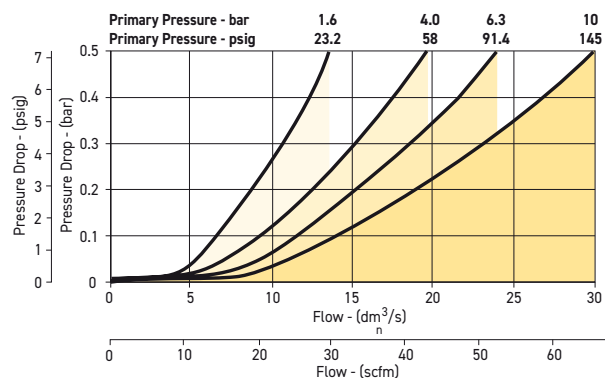
Most Popular

Material Specifications	
Body	Aluminum
Body cap	ABS
Plastic bowl	Polycarbonate
Metal bowl	Aluminum
Bowl guard	Nylon
Element retainer	Acetal
Baffle	Acetal
Filter element	Sintered polyethylene
Seals	Nitrile

Repair and Service Kits	
Plastic bowl / bowl guard, manual drain	P31KB00BGM
Metal bowl / w/o sight gauge, manual drain	P31KB00BMM
Plastic bowl / bowl guard, pulse drain	P31KB00BGB
Metal bowl / w/o sight gauge, pulse drain	P31KB00BMB
5µ particle filter element	P31KA00ESE
C-bracket (fits to body)	P31KA00MW
T-bracket with body connector	P31KA00MT
Body connector	P31KA00CB

Flow Charts

P31FB 1/4" Filter



Manual Drain

Pulse Drain

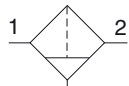
Most Popular

P31, P32, P33 SERIES

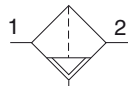
Compact Particulate Filters

P32 Particulate Filter – Compact

- Integral 1/4", 3/8" or 1/2" ports (NPT & BSPP)
- High efficiency 5 micron element as standard
- Excellent water removal efficiency
- Robust but lightweight aluminum construction
- Positive bayonet latch to ensure correct & safe fitting



Manual drain



Auto drain



Operating Information

Supply pressure (max):

Plastic bowl	150 psig (10 bar)
Metal bowl	250 psig (17 bar)

Operating temperature:

Plastic bowl	-13°F to 125°F (-25°C to 52°C)
Metal bowl	-13°F to 150°F (-25°C to 65.5°C)

Standard filtration:

5 micron

Flow capacity*:	1/4	50 scfm (24 dm ³ /s, ANR)
	3/8	78 scfm (37 dm ³ /s, ANR)
	1/2	82 scfm (39 dm ³ /s, ANR)

Useful retention†: 1.7 US oz. (51 cm³)

Weight: 0.62 lb (0.28 kg)

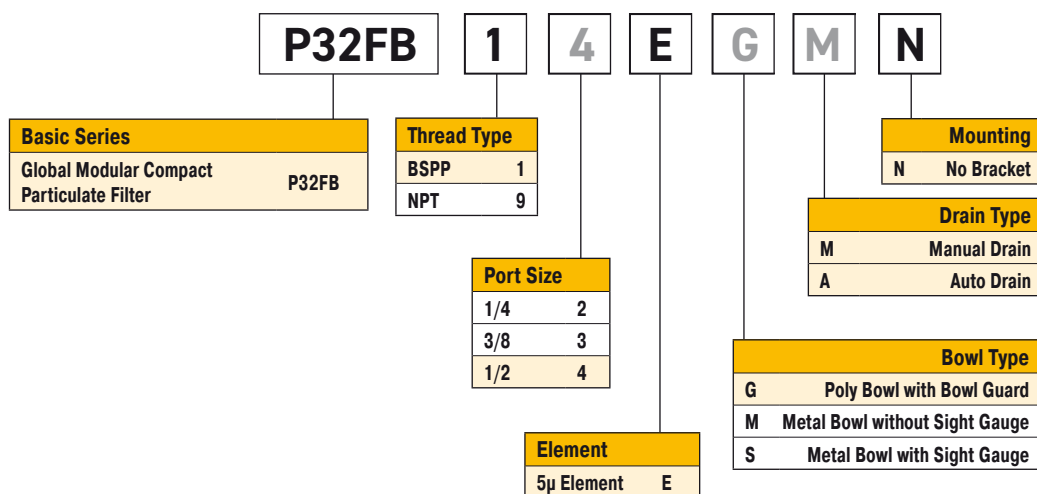
* Inlet pressure 91.3 psig (6.3 bar). Pressure drop 4.9 psig (0.34 bar).

† Useful retention refers to volume below the quiet zone baffle.

Port Size	Description †	Part Number
1/4"	Poly Bowl, Manual Drain	P32FB12EGMN
1/4"	Poly Bowl, Auto Drain	P32FB12EGAN
1/4"	Metal Bowl, Manual Drain	P32FB12ESMN
1/4"	Metal Bowl, Auto Drain	P32FB12ESAN
3/8"	Poly Bowl, Manual Drain	P32FB13EGMN
3/8"	Poly Bowl, Auto Drain	P32FB13EGAN
3/8"	Metal Bowl, Manual Drain	P32FB13ESMN
3/8"	Metal Bowl, Auto Drain	P32FB13ESAN
1/2"	Poly Bowl, Manual Drain	P32FB14EGMN
1/2"	Poly Bowl, Auto Drain	P32FB14EGAN
1/2"	Metal Bowl, Manual Drain	P32FB14ESMN
1/2"	Metal Bowl, Auto Drain	P32FB14ESAN

† For polycarbonate bowl, see caution in Engineering Section A.

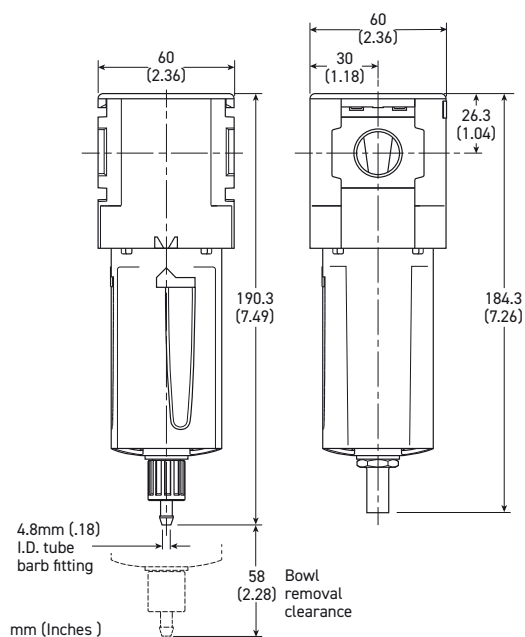
Ordering Information:



Most Popular

Material Specifications	
Body	Aluminum
Body cap	ABS
Plastic bowl	Polycarbonate
Metal bowl	Aluminum
Bowl guard	Nylon
Deflector	Polypropylene
Element retainer / Baffle	Acetal
Filter element	Sintered polyethylene
Seals	Nitrile
Sight gauge	Nylon

Repair and Service Kits	
Plastic bowl / bowl guard, manual drain	P32KB00BGM
Metal bowl / sight gauge, manual drain	P32KB00BSM
Auto drain	P32KA00DA
5µ particle filter element	P32KA00ESE
L-bracket (fits to body)	P32KA00ML
T-bracket (fits to body connector)	P32KA00MB
T-bracket with body connector	P32KA00MT
Body connector	P32KA00CB

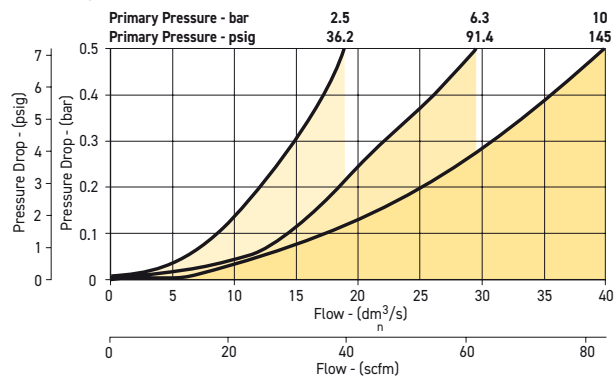


Manual Drain

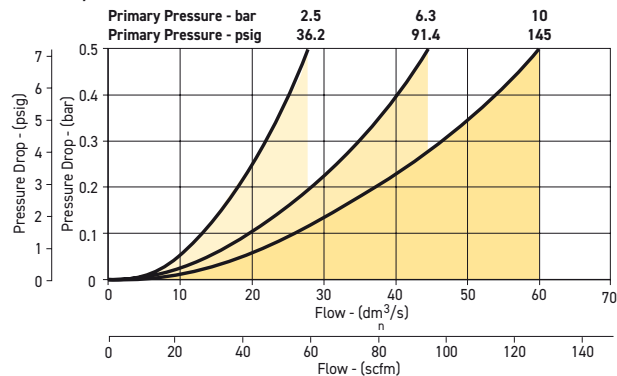
Automatic Drain

Flow Charts

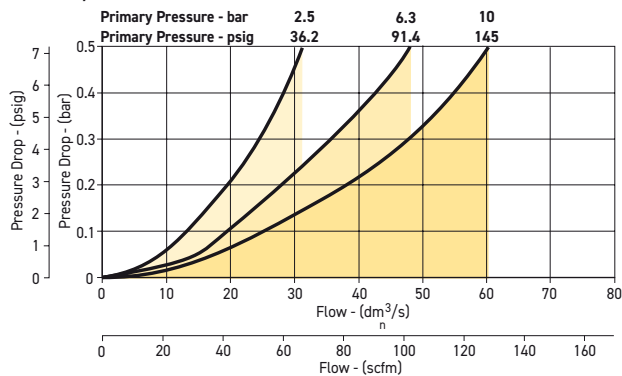
P32FB 1/4" Filter



P32FB 3/8" Filter



P32FB 1/2" Filter



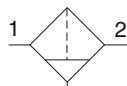
Most Popular

P31, P32, P33 SERIES

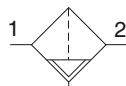
Standard Particulate Filters

P33 Particulate Filter – Standard

- Integral 1/2" or 3/4" ports (NPT & BSPP)
- High efficiency 5 micron element as standard
- Excellent water removal efficiency
- Robust but lightweight aluminum construction
- Positive bayonet latch to ensure correct & safe fitting



Manual drain



Auto drain



Operating Information

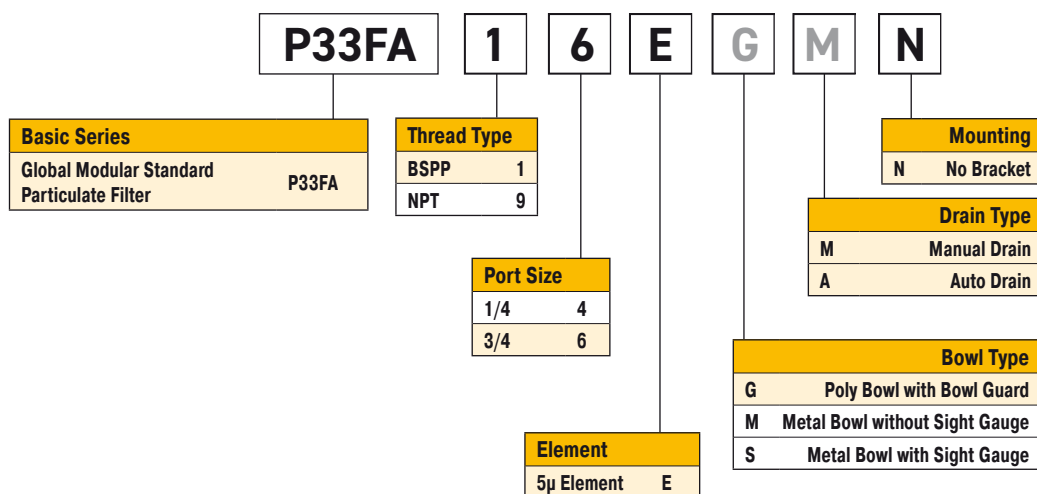
Supply pressure (max):	
Plastic bowl	150 psig (10 bar)
Metal bowl	250 psig (17 bar)
Operating temperature:	
Plastic bowl	-13°F to 125°F (-25°C to 52°C)
Metal bowl	-13°F to 150°F (-25°C to 65.5°C)
Standard filtration:	5 micron
Flow capacity*:	1/2 85 scfm (40 dm ³ /s, ANR)
	3/4 102 scfm (48 dm ³ /s, ANR)
Useful retention†:	2.8 US oz. (85 cm ³)
Weight:	1.01 lb (0.46 kg)

* Inlet pressure 91.3 psig (6.3 bar). Pressure drop 4.9 psig (0.34 bar).
 † Useful retention refers to volume below the quiet zone baffle.

Port Size	Description †	Part Number
1/2"	Poly Bowl, Manual Drain	P33FA14EGMN
1/2"	Poly Bowl, Auto Drain	P33FA14EGAN
1/2"	Metal Bowl, Manual Drain	P33FA14ESMN
1/2"	Metal Bowl, Auto Drain	P33FA14ESAN
3/4"	Poly Bowl, Manual Drain	P33FA16EGMN
3/4"	Poly Bowl, Auto Drain	P33FA16EGAN
3/4"	Metal Bowl, Manual Drain	P33FA16ESMN
3/4"	Metal Bowl, Auto Drain	P33FA16ESAN

† For polycarbonate bowl, see caution in Engineering Section A.

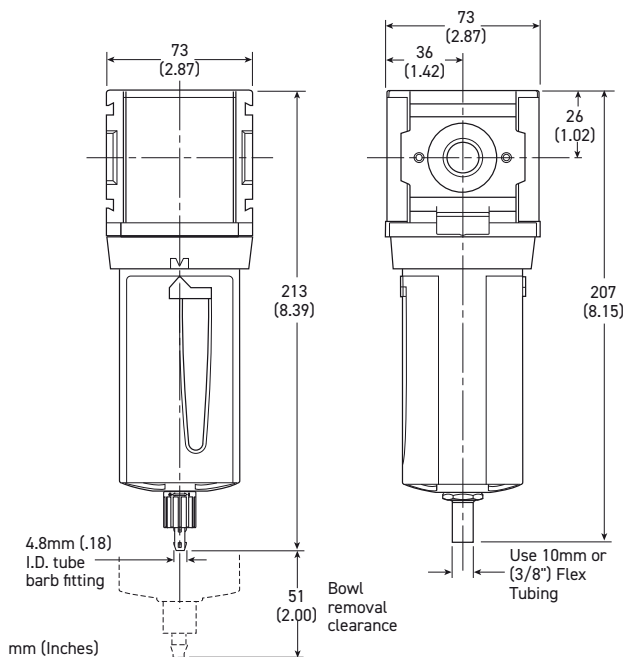
Ordering Information:



Most Popular

Material Specifications	
Body	Aluminum
Body cap	ABS
Plastic bowl	Polycarbonate
Metal bowl	Aluminum
Bowl guard	Nylon
Deflector	Polypropylene
Element retainer / Baffle	Acetal
Filter element	Sintered polyethylene
Seals	Nitrile
Sight gauge	Nylon

Repair and Service Kits	
Plastic bowl / bowl guard, manual drain	P33KA00BGM
Metal bowl / sight gauge, manual drain	P33KA00BSM
Auto drain	P32KA00DA
5µ particle filter element	P33KA00ESE
L-bracket (fits to body)	P33KA00ML
T-bracket (fits to body connector)	P32KA00MB
T-bracket with body connector	P32KA00MT
Body connector	P32KA00CB

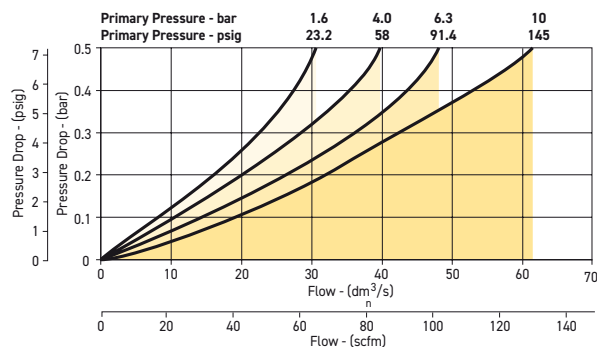


Manual Drain

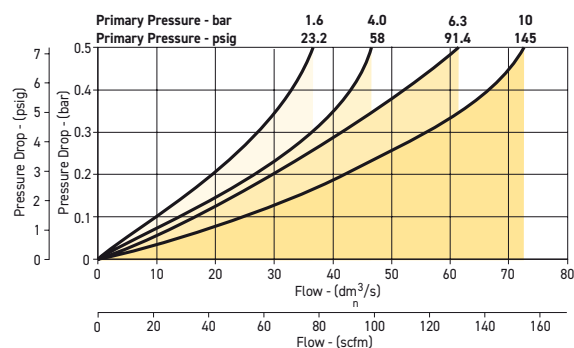
Automatic Drain

Flow Charts

P33FA 1/2" Filter



P33FA 3/4" Filter



Most Popular

P31, P32, P33 SERIES

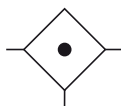
Mini Coalescing and Adsorber Filters

P31 Coalescing and Adsorber Filters – Mini

- Integral 1/4" ports (NPT & BSPP)
- Removes liquid aerosols and sub micron particles
- Oil free air for critical applications, such as air gauging, pneumatic instrumentation and control
- Positive bayonet latch to ensure correct and safe fitting
- Adsorbing activated carbon element removes oil vapors and most hydrocarbons

Note: To optimize the life of coalescing element, it is advisable to install a P31F pre-filter with a 5 micron element upstream of the coalescing filter.

To optimize the life of an Adsorber it is advisable to install a P31 Coalescing Filter upstream of the Adsorber. Adsorber element should be replaced approximately every 1000 hours of service.



Port Size	Description †	Element	Part Number
1/4"	Poly Bowl, Manual Drain	0.01 micron	P31FB12AGMN
1/4"	Poly Bowl, Pulse Drain	0.01 micron	P31FB12CGBN
1/4"	Metal Bowl, Manual Drain	0.01 micron	P31FB12AMB N
1/4"	Metal Bowl, Pulse Drain	0.01 micron	P31FB12CMB N

† For polycarbonate bowl, see caution in Engineering Section A.



Operating Information

Supply pressure (max):

Poly bowl	150 psig (10 bar)
Metal bowl w/ DPI	150 psig (10 bar)
Metal bowl w/o DPI	250 psig (17 bar)

Operating temperature:

Plastic bowl	14°F to 125°F (-10°C to 52°C)
Metal bowl	14°F to 150°F (-10°C to 65.5°C)

Standard filtration:

1.0 and 0.01 micron

Adsorber

Max. oil carryover (ppm w/w)
0.003 @ 70°F (21°C)

Flow capacity*:

1.0 micron coalescing	12 scfm (5.5 dm ³ /s, ANR)
0.01 micron coalescing	7.5 scfm (3.6 dm ³ /s, ANR)
Activated carbon adsorber	12.7 scfm (6 dm ³ /s, ANR)

Useful retention†:

0.4 US oz. (12 cm³)

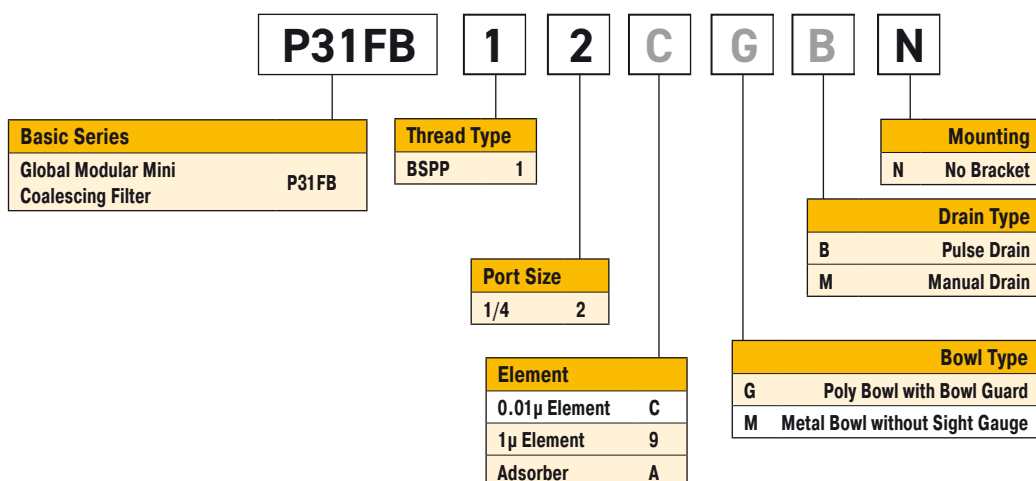
Weight:

0.24 lb (0.11 kg)

* Inlet pressure 91.3 psig (6.3 bar). Pressure drop 3 psig (0.2 bar), saturated element.

† Useful retention refers to volume below the quiet zone baffle.

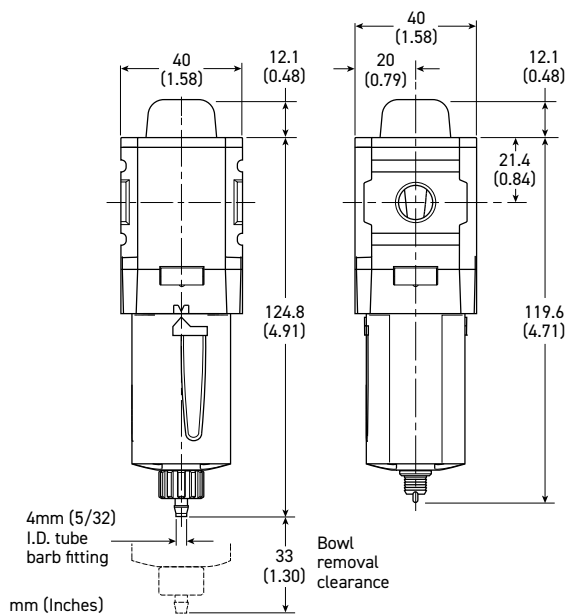
Ordering Information:



Most Popular

Material Specifications	
Body	Aluminum
Body cap	ABS
Plastic bowl	Polycarbonate
Metal bowl	Aluminum
Filter element	Borosilicate cloth
Adsorber element	Activated carbon
Seals	Nitrile

Repair and Service Kits	
Plastic bowl / bowl guard, manual drain	P31KB00BGM
Metal bowl / w/o sight gauge , manual drain	P31KB00BMM
Plastic bowl / bowl guard, pulse drain	P31KB00BGB
Metal bowl / w/o sight gauge, pulse drain	P31KB00BMB
1µ coalescing filter element	P31KA00ES9
0.01µ coalescing filter element	P31KA00ESC
Activated carbon adsorber filter element	P31KA00ESA
C-bracket (fits to body)	P31KA00MW
T-bracket with body connector	P31KA00MT
Body connector	P31KA00CB
Differential pressure indicator (replacement)	P31KB00RQ

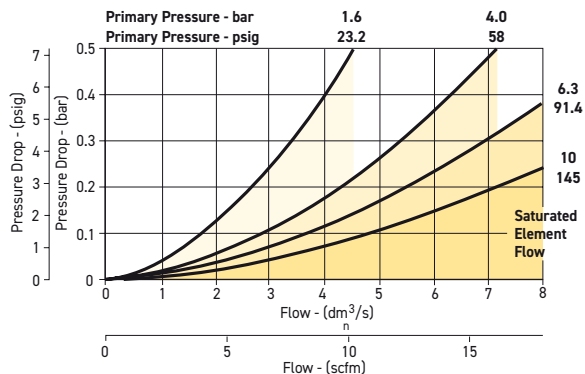


Manual Drain

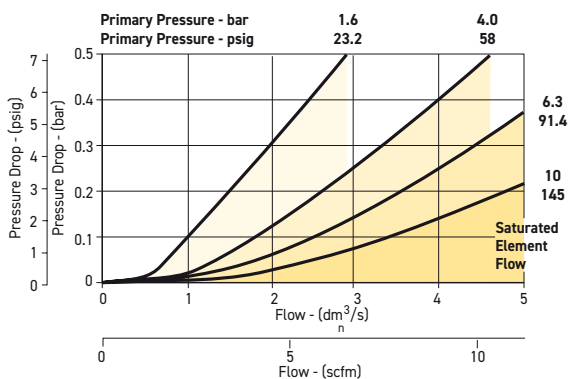
Pulse Drain

Flow Charts

P31FB - 1.0 micron flow



P31FB - 0.01 micron flow



Most Popular

P31, P32, P33 SERIES

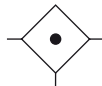
Compact Coalescing and Adsorber Filters

P32 Coalescing and Adsorber Filters – Compact

- Integral 1/4", 3/8" or 1/2" ports (NPT & BSPP)
- Removes liquid aerosols and sub micron particles
- Oil free air for critical applications, such as air gauging, pneumatic instrumentation and control
- Differential Pressure Indicator (DPI) standard on Coalescing Filters
- Positive bayonet latch to ensure correct & safe fitting
- Adsorbing activated carbon element removes oil vapors and most hydrocarbons

Note: To optimize the life of coalescing element, it is advisable to install a P32F pre-filter with a 5 micron element upstream of the coalescing filter.

To optimize the life of an Adsorber it is advisable to install a P32 Coalescing Filter upstream of the Adsorber. Adsorber element should be replaced approximately every 1000 hours of service.



Port Size	Description †	Element	Part Number
1/4"	Poly Bowl, Manual Drain	0.01 micron	P32FB12DGMM
1/4"	Poly Bowl, Auto Drain	0.01 micron	P32FB12DGAN
1/4"	Metal Bowl, Manual Drain	0.01 micron	P32FB12DSMM
1/4"	Metal Bowl, Auto Drain	0.01 micron	P32FB12DSAN
3/8"	Poly Bowl, Manual Drain	0.01 micron	P32FB13DGMM
3/8"	Poly Bowl, Auto Drain	0.01 micron	P32FB13DGAN
3/8"	Metal Bowl, Manual Drain	0.01 micron	P32FB13DSMM
3/8"	Metal Bowl, Auto Drain	0.01 micron	P32FB13DSAN
1/2"	Poly Bowl, Manual Drain	0.01 micron	P32FB14DGMM
1/2"	Poly Bowl, Auto Drain	0.01 micron	P32FB14DGAN
1/2"	Metal Bowl, Manual Drain	0.01 micron	P32FB14DGMM
1/2"	Metal Bowl, Auto Drain	0.01 micron	P32FB14DSAN

† For polycarbonate bowl, see caution in Engineering Section A.



Operating Information

Supply pressure (max):

Poly bowl	150 psig (10 bar)
Metal bowl w/ DPI	150 psig (10 bar)
Metal bowl w/o DPI	250 psig (17 bar)

Operating temperature:

Plastic bowl	-13°F to 125°F (-25°C to 52°C)
Metal bowl	-13°F to 150°F (-25°C to 65.5°C)

Standard filtration:

1.0 and 0.01 micron

Adsorber

Max. oil carryover (ppm w/w)
0.003 @ 70°F (21°C)

Flow capacity*:

1.0 micron coalescing	53 scfm (25 dm ³ /s, ANR)
0.01 micron coalescing	36 scfm (17 dm ³ /s, ANR)
Activated carbon adsorber	85 scfm (40 dm ³ /s, ANR)

Useful retention†:

1.7 US oz. (51 cm³)

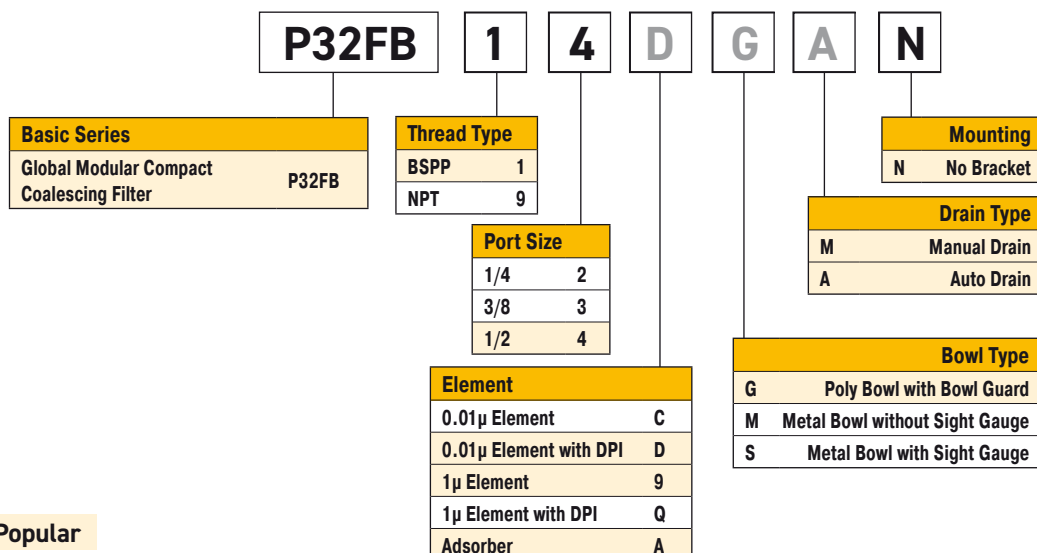
Weight:

0.71 lb (0.32 kg)

* Inlet pressure 91.3 psig (6.3 bar). Pressure drop 3 psig (0.2 bar), saturated element.

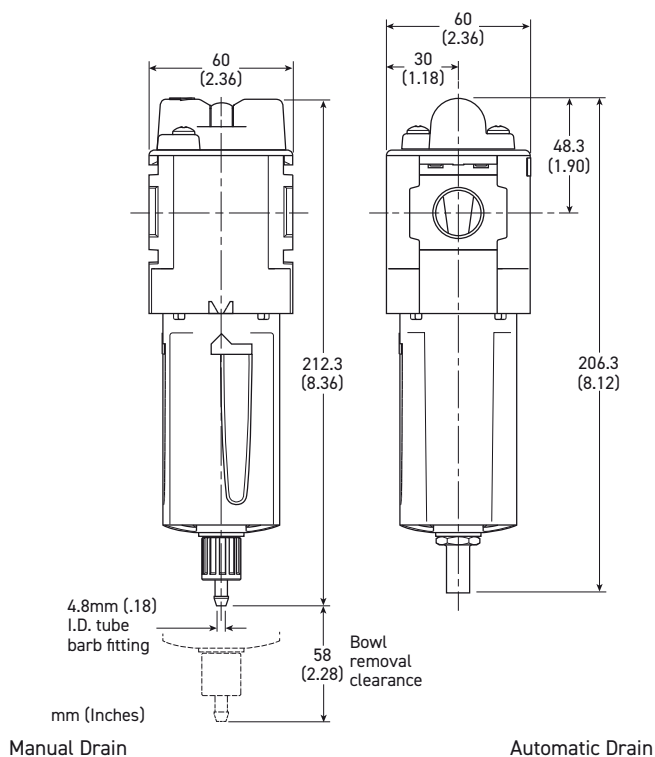
† Useful retention refers to volume below the quiet zone baffle.

Ordering Information:



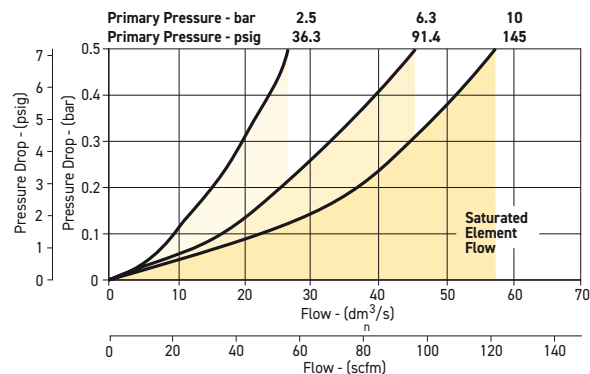
Material Specifications	
Body	Aluminum
Body cap	ABS
Plastic bowl	Polycarbonate
Metal bowl	Aluminum
Filter element	Borosilicate cloth
Adsorber	Activated carbon
Seals	Nitrile
Sight gauge	Nylon

Repair and Service Kits	
Plastic bowl / bowl guard, manual drain	P32KB00BGM
Metal bowl / sight gauge, manual drain	P32KB00BSM
Auto drain	P32KA00DA
1 μ coalescing filter element	P32KA00ES9
0.01 μ coalescing filter element	P32KA00ESC
Activated carbon adsorber filter element	P32KA00ESA
L-bracket (fits to body)	P32KA00ML
T-bracket (fits to body connector)	P32KA00MB
T-bracket with body connector	P32KA00MT
Body connector	P32KA00CB
Differential pressure indicator (replacement)	P32KA00RQ

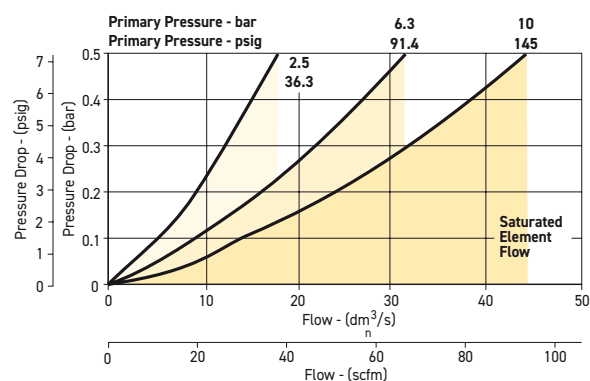


Flow Charts

P32FB - 1.0 micron flow



P32FB - 0.01 micron flow



Most Popular

P31, P32, P33 SERIES

Standard Coalescing and Adsorber Filters

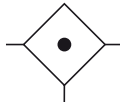
P33 Coalescing and Adsorber Filters – Standard

- Integral 1/2" or 3/4" ports (NPT & BSPP)
- Removes liquid aerosols and sub micron particles
- Oil free air for critical applications, such as air gauging, pneumatic instrumentation and control
- Differential Pressure Indicator (DPI) standard on Coalescing Filters
- Positive bayonet latch to ensure correct & safe fitting
- Adsorbing activated carbon element removes oil vapors and most hydrocarbons



Note: To optimize the life of coalescing element, it is advisable to install a P33F pre-filter with a 5 micron element upstream of the coalescing filter.

To optimize the life of an Adsorber it is advisable to install a P33 Coalescing Filter upstream of the Adsorber. Adsorber element should be replaced approximately every 1000 hours of service.



Port Size	Description †	Element	Part Number
1/2"	Poly Bowl, Manual Drain	0.01 micron	P33FA14DGMM
1/2"	Poly Bowl, Auto Drain	0.01 micron	P33FA14DGAN
1/2"	Metal Bowl, Manual Drain	0.01 micron	P33FA14DSMM
1/2"	Metal Bowl, Auto Drain	0.01 micron	P33FA14DSAN
3/4"	Poly Bowl, Manual Drain	0.01 micron	P33FA16DGMM
3/4"	Poly Bowl, Auto Drain	0.01 micron	P33FA16DGAN
3/4"	Metal Bowl, Manual Drain	0.01 micron	P33FA16DSMM
3/4"	Metal Bowl, Auto Drain	0.01 micron	P33FA16DSAN

† For polycarbonate bowl, see caution in Engineering Section A.

Operating Information

Supply pressure (max):	
Poly bowl	150 psig (10 bar)
Metal bowl w/ DPI	150 psig (10 bar)
Metal bowl w/o DPI	250 psig (17 bar)
Operating temperature:	
Plastic bowl	-13°F to 125°F (-25°C to 52°C)
Metal bowl	-13°F to 150°F (-25°C to 65.6°C)
Standard filtration:	1.0 and 0.01 micron
Adsorber	Max. oil carryover (ppm w/w) 0.003 @ 70°F (21°C)

Flow capacity*:
 1.0 micron coalescing 68 scfm (32 dm³/s, ANR)
 0.01 micron coalescing 42 scfm (20 dm³/s, ANR)
 Activated carbon adsorber 72 scfm (34 dm³/s, ANR)

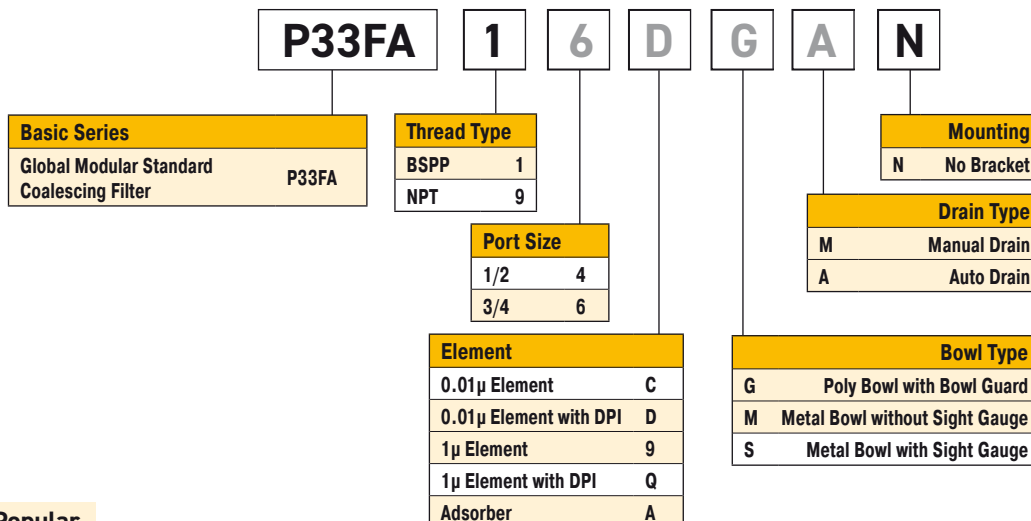
Useful retention†: 2.8 US oz. (85 cm³)

Weight: 1.10 lb (0.50 kg)

* Inlet pressure 91.3 psig (6.3 bar). Pressure drop 3 psig (0.2 bar), saturated element.

† Useful retention refers to volume below the quiet zone baffle.

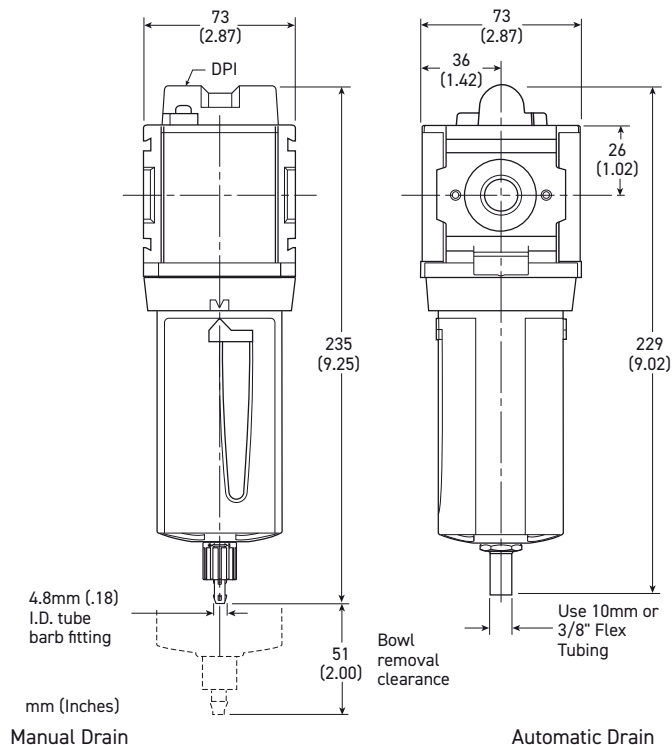
Ordering Information:



Most Popular

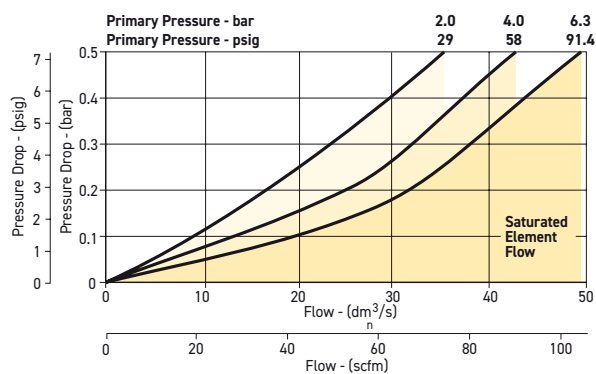
Material Specifications	
Body	Aluminum
Body cap	ABS
Plastic bowl	Polycarbonate
Metal bowl	Aluminum
Filter element	Borosilicate cloth
Adsorber	Activated carbon
Seals	Nitrile
Sight gauge	Nylon

Repair and Service Kits	
Plastic bowl / bowl guard, manual drain	P33KA00BGM
Metal bowl / sight gauge, manual drain	P33KA00BSM
Auto drain	P32KA00DA
1 μ coalescing filter element	P33KA00ES9
0.01 μ coalescing filter element	P33KA00ESC
Activated carbon adsorber filter element	P33KA00ESA
L-bracket (fits to body)	P33KA00ML
T-bracket (fits to body connector)	P32KA00MB
T-bracket with body connector	P32KA00MT
Body connector	P32KA00CB
Differential pressure indicator (replacement)	P32KA00RQ

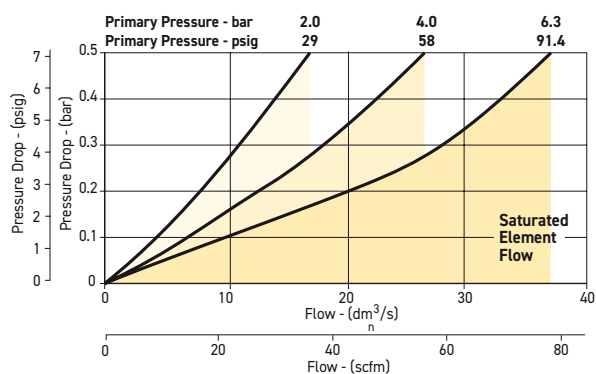


Flow Charts

P33FA - 1.0 micron flow



P33FA - 0.01 micron flow



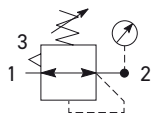
Most Popular

P31, P32, P33 SERIES

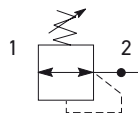
Mini Regulators

P31 Regulators – Mini

- Integral 1/4" ports (NPT & BSPP)
- Robust but lightweight aluminum construction
- Secondary pressure ranges
- Secondary aspiration plus balanced poppet provides quick response and accurate pressure regulation.
- Relieving & non-relieving types
- Non-rising knob



Self relieving regulator with gauge



Non-relieving regulator

Operating Information

Flow capacity*:	1/4	73 scfm (32 dm ³ /s, ANR)
Operating temperature†:	-4°F to 150°F (-20°C to 65.5°C)	
Supply pressure (max):	300 psig (20 bar)	
Adjusting range pressure:	30 psig (0-2 bar)	
	60 psig (0-4 bar)	
	125 psig (0-8 bar)	
	232 psig (0-16 bar)	
Weight:	0.37 lb (0.17 kg)	

* Inlet pressure 145 psig (10 bar). Secondary pressure 91.3 psig (6.3 bar) and 14.5 psig (1 bar) pressure drop.

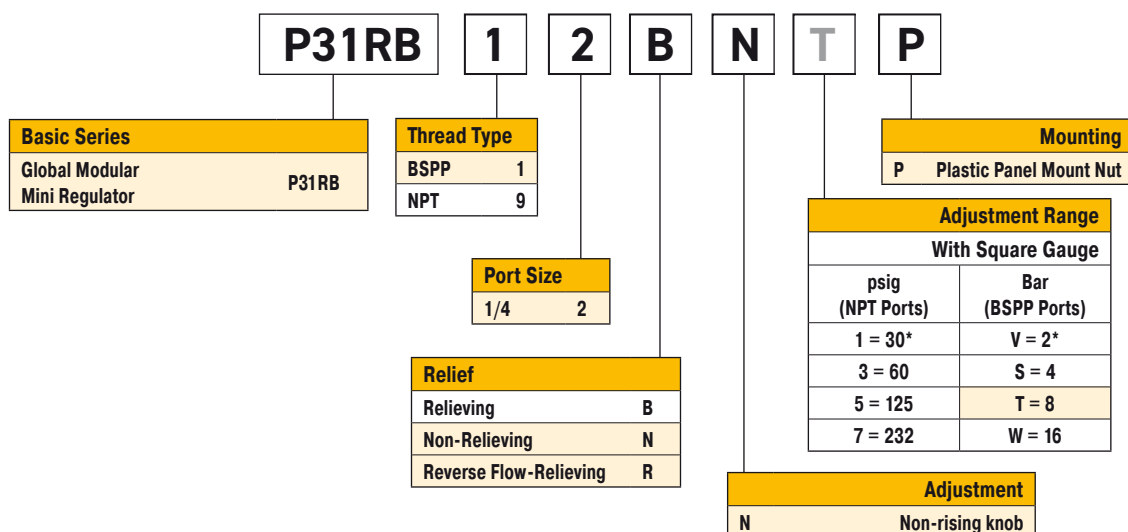
** Non-gauge option only.

† Units with square gauges: 5°F to 150°F (-15°C to 65.5°C).

Gauge supplied with every part. Gauge can be installed on the front or back of the regulator. If no gauge is installed, both seal screws must be installed.

Port Size	Description (relieving)	Gauge	Part Number
1/4"	125 psig (8 bar)	Square	P31RB12BNTP

Ordering Information:



Reverse flow for applications where pressure downstream must be exhausted during regular machine operation or system shutdown.

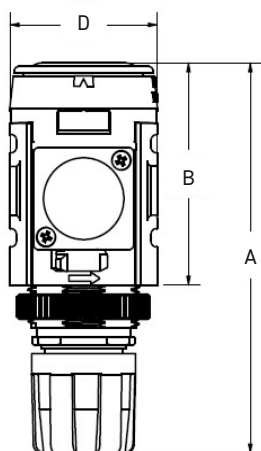
Most Popular

Material Specifications	
Body	Aluminum
Adjustment knob	Acetal
Bonnet	PBT
Diaphragm assembly	Stainless Steel / Nitrile
Valve assembly	Acetal / Nitrile
Springs	Steel
Seals	Nitrile
Panel nut	Acetal

Repair and Service Kits	
Panel mount nut - aluminum	P31KA00MM
Panel mount nut - plastic	P31KA00MP
Angle bracket (attaches via panel nut)	P31KB00MR
C-bracket (fits to body)	P31KA00MW
T-bracket with body connector	P31KA00MT
Body connector	P31KA00CB

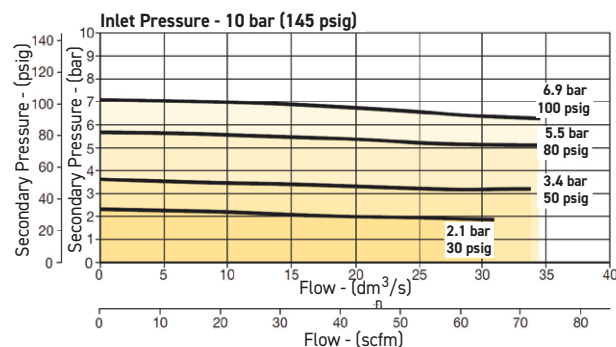
Dimensions Inches (mm)

	NPT air ports M2.5 gauge air port	BSP air ports 1/8 gauge air port
A	4.10 (104,10)	
B	2.33 (59,30)	2.24 (56,80)
C	1.34 (34,10)	1.20 (30,60)
D	1.58 (40)	
E	0.83 (21,30)	0.79 (20)
F	1.67 (42,50)	1.58 (40)
G	2.27 (57,70)	2.41 (61,30)



Flow Charts

P31RB 1/4" Regulator

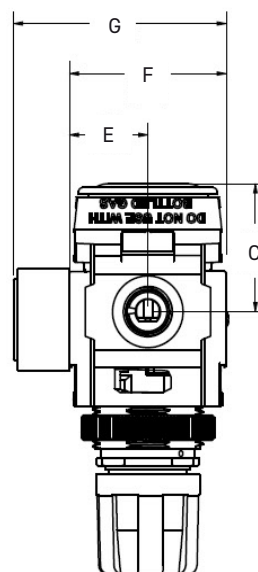


⚠ WARNING

Product rupture can cause serious injury.
Do not connect regulator to bottled gas.
Do not exceed Maximum primary pressure rating.

CAUTION:

REGULATOR PRESSURE ADJUSTMENT - The working range of knob adjustment is designed to permit outlet pressures within their full range. Pressure adjustment beyond this range is also possible because the knob is not a limiting device. This is a common characteristic of most industrial regulators, and limiting devices may be obtained only by special design. For best performance, regulated pressure should always be set by increasing the pressure up to the desired setting.



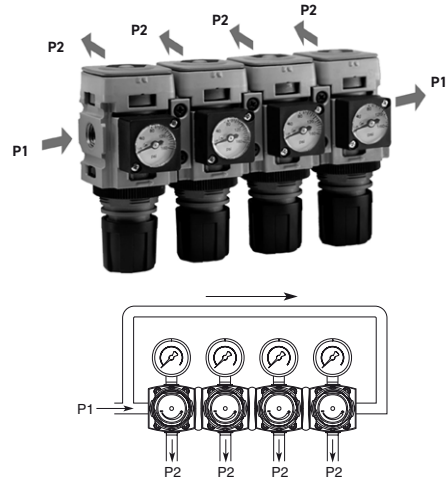
NOTE: 1.20 in. (30mm) hole required for panel nut mounting.

Square gauge supplied with every part. Gauge can be installed on the front or back of the regulator. If no gauge is installed, both seal screws must be installed.

Most Popular

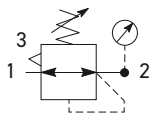
P31, P32, P33 SERIES

Mini Common P1 Regulators

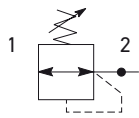


P31 Common P1 Regulators – Mini

- Manifold style regulator with line pressure on both sides
- Pressure output is at front or rear
- Inlet port 1/4" (NPT & BSPP)
- Working port 1/8"
- Robust construction
- Secondary pressure ranges
- Secondary aspiration plus balanced poppet provides quick response and accurate pressure regulation
- Relieving & non-relieving types
- Non-rising knob



Self relieving regulator with gauge



Non-relieving regulator

Operating Information

Flow capacity*: 1/4 64 scfm (20 dm³/s, ANR)
 Operating temperature: -4°F to 150°F (-20°C to 65.5°C)
 Supply pressure (max): 300 psig (20 bar)
 Adjusting range pressure: 30 psig (0-2 bar)
 60 psig (0-4 bar)
 125 psig (0-8 bar)
 232 psig (0-16 bar)

P1 port size (inlet/outlet) 1/4 NPT, BSPP

P2 regulated ports (2 ea.) 1/8 NPT, BSPP

Weight: 0.66 lb (0.30 kg)

* Inlet pressure 145 psig (10 bar). Secondary pressure 91.3 psig (6.3 bar) and 14.5 psig (1 bar) pressure drop.

Gauge supplied with every part. Gauge can be installed on the front or back of the regulator. If no gauge is installed, both seal screws must be installed.

Port Size	Description (relieving)	Gauge	Part Number
1/4"	125 psig (8 bar)	Square	P31HB12BNTP

Ordering Information:

P31HB 1 2 B N T P

Basic Series	Thread Type	Mounting
Global Modular Mini Common Regulator	BSPP 1 NPT 9	P Plastic Panel Mount Nut
P31HB	Port Size †	Adjustment Range
	1/4 2	With Square Gauge
	† Working port 1/8".	psig (NPT Ports) Bar (BSPP Ports)
Relief	Adjustment	1 = 30* V = 2*
Relieving B	N Non-rising knob	3 = 60 S = 4
Non-Relieving N		5 = 125 T = 8
		7 = 232 W = 16

* Regulator comes with gauge respective to the adjustment range selected.

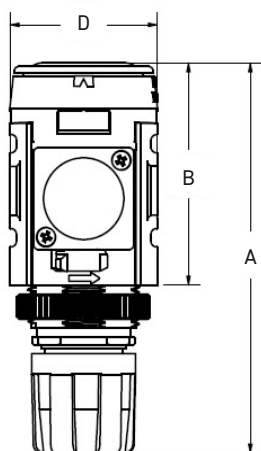
Most Popular

Material Specifications	
Body	Aluminum
Adjustment knob	Acetal
Bonnet	Glass-filled PBT
Diaphragm assembly	Stainless Steel / Nitrile
Valve assembly	Acetal / Nitrile

Repair and Service Kits	
Panel mount nut - aluminum	P31KA00MM
Panel mount nut - plastic	P31KA00MP
Angle bracket (attaches via panel nut)	P31KB00MR
T-bracket with body connector	P31KA00MT
Body connector	P31KA00CB

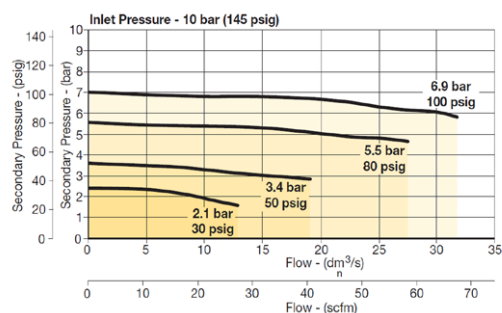
Dimensions Inches (mm)

	NPT air ports M2.5 gauge air port	BSP air ports 1/8 gauge air port
A	4.10 (104,10)	
B	2.33 (59,30)	2.24 (56,80)
C	1.34 (34,10)	1.20 (30,60)
D	1.58 (40)	
E	0.83 (21,30)	0.79 (20)
F	1.67 (42,50)	1.58 (40)
G	2.27 (57,70)	2.41 (61,30)



Flow Charts

P31HB 1/4" Common Regulator

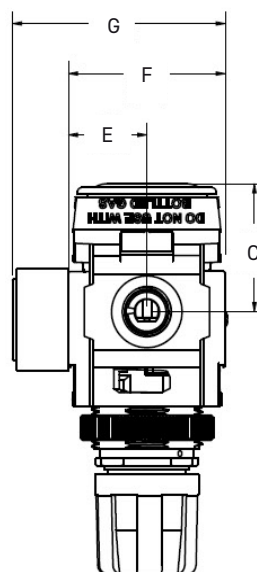


WARNING

Product rupture can cause serious injury.
Do not connect regulator to bottled gas.
Do not exceed Maximum primary pressure rating.

CAUTION:

REGULATOR PRESSURE ADJUSTMENT – The working range of knob adjustment is designed to permit outlet pressures within their full range. Pressure adjustment beyond this range is also possible because the knob is not a limiting device. This is a common characteristic of most industrial regulators, and limiting devices may be obtained only by special design. For best performance, regulated pressure should always be set by increasing the pressure up to the desired setting.



NOTE: 1.20 in. (30mm) hole required for panel nut mounting.

Square gauge supplied with every part. Gauge can be installed on the front or back of the regulator. If no gauge is installed, both seal screws must be installed.

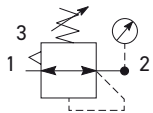
Most Popular

P31, P32, P33 SERIES

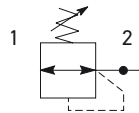
Compact Regulators

P32 Regulators – Compact

- Integral 1/4", 3/8" or 1/2" ports (NPT & BSPP)
- Robust but lightweight aluminum construction
- Secondary pressure ranges
- Secondary aspiration plus balanced poppet provides quick response and accurate pressure regulation
- Relieving & non-relieving types
- Regulator with reverse flow as standard
- Non-rising knob
- Available T-handle



Self relieving regulator with gauge



Non-relieving regulator

Port Size	Description (relieving)	Gauge	Part Number
1/4"	125 psig (8 bar)	None	P32RB12BNGP
3/8"	125 psig (8 bar)	None	P32RB13BNGP
1/2"	125 psig (8 bar)	None	P32RB14BNGP

Operating Information

Flow capacity*:
 1/4 148 scfm (70 dm³/s, ANR)
 3/8, 1/2 165 scfm (78 dm³/s, ANR)

Operating temperature: -13°F to 150°F (-25°C to 65.5°C)

Supply pressure (max): 300 psig (20 bar)

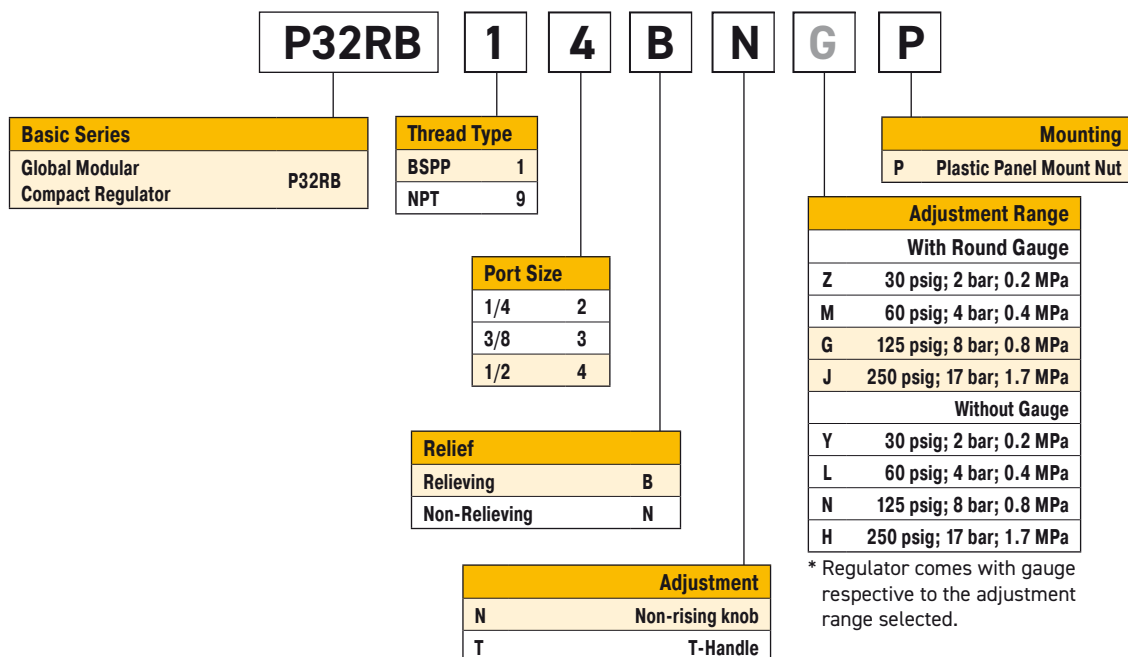
Adjusting range pressure: 30 psig (0-2 bar)
 60 psig (0-4 bar)
 125 psig (0-8 bar)
 250 psig (0-17 bar)

Gauge port (2 each) 1/4 NPT, BSPP, BSPT

Weight: 0.90 lb (0.41 kg)

* Inlet pressure 145 psig (10 bar). Secondary pressure 91.3 psig (6.3 bar) and 14.5 psig (1 bar) pressure drop.

Ordering Information:



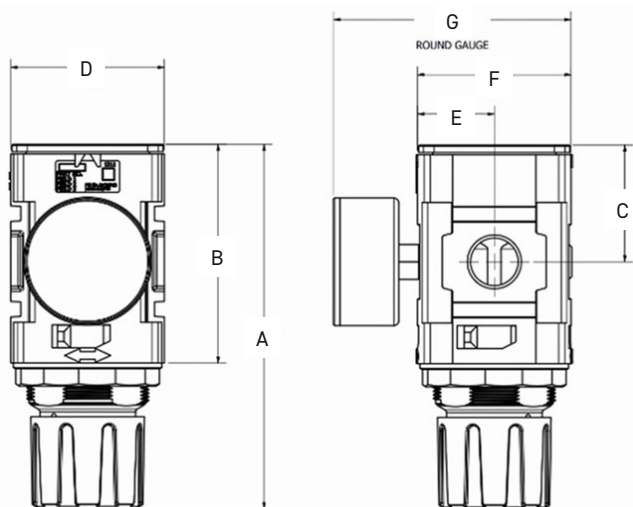
Most Popular

Material Specifications	
Body	Aluminum
Adjustment knob	Acetal
Bonnet	Glass-filled nylon
Diaphragm assembly	Nitrile / Zinc
Valve assembly	Brass / Nitrile
Springs	Steel, stainless steel
Seals	Nitrile
Panel nut	Acetal

Repair and Service Kits	
Panel mount nut - aluminum	P32KA00MM
Panel mount nut - plastic	P32KA00MP
Angle bracket (attaches via panel nut)	P32KB00MR
T-bracket with body connector	P32KA00MT
T-bracket	P32KA00MB
Body connector	P32KA00CB

Dimensions Inches (mm)

	NPT air ports	BSP air ports
A	5.63 (143)	5.36 (136,10)
B	3.38 (86)	2.91 (73,80)
C	1.81 (46)	1.52 (38,5)
D	2.36 (60)	
E	1.18 (30)	
F	2.36 (60)	
G	3.66 (93)	

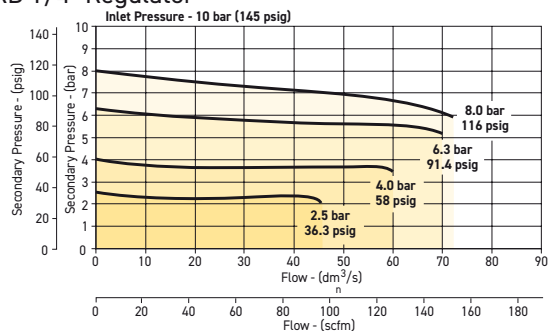


NOTE: 1.90 in. (48mm) hole required for panel nut mounting.

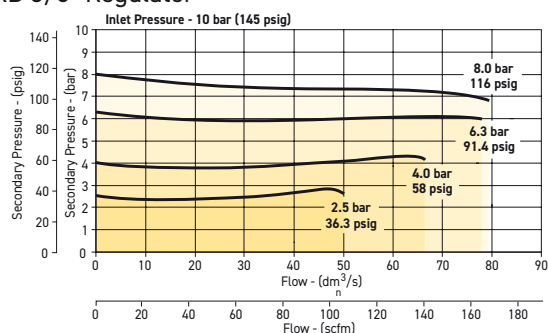
Most Popular

Flow Charts

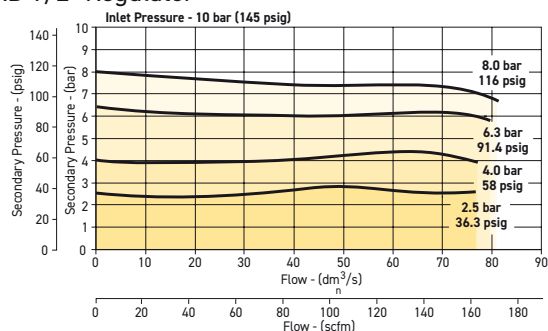
P32RB 1/4" Regulator



P32RB 3/8" Regulator



P32RB 1/2" Regulator



Gauges		
50mm (2") round 1/4" center back mount	0-60 psig / 0-4 bar	P6G-ERB2040
	0-160 psig / 0-10 bar	P6G-ERB2110
	0-300 psig / 0-20 bar	P6G-ERB2200

For best performance, regulated pressure should always be set by increasing the pressure up to the desired setting.

⚠ WARNING

**Product rupture can cause serious injury.
Do not connect regulator to bottled gas.
Do not exceed Maximum primary pressure rating.**

CAUTION:

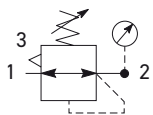
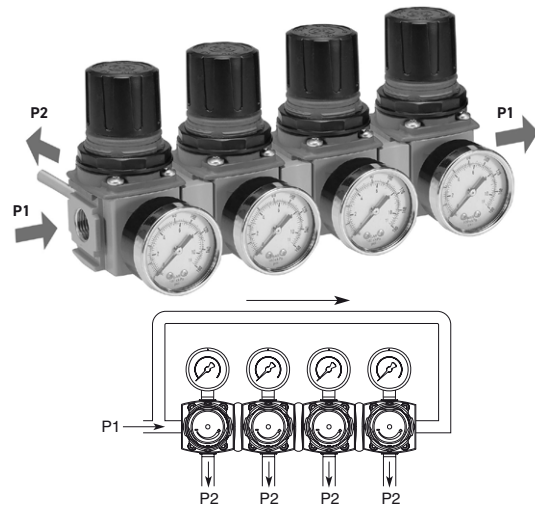
REGULATOR PRESSURE ADJUSTMENT - The working range of knob adjustment is designed to permit outlet pressures within their full range. Pressure adjustment beyond this range is also possible because the knob is not a limiting device. This is a common characteristic of most industrial regulators, and limiting devices may be obtained only by special design. For best performance, regulated pressure should always be set by increasing the pressure up to the desired setting.

P31, P32, P33 SERIES

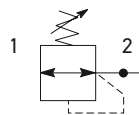
Regulators

P32 Common - P1 Regulator – Compact

- Manifold style regulator with line pressure on both sides.
- Pressure output is at front or rear.
- Inlet ports 1/4", 3/8" or 1/2" (NPT & BSPP)
- Working port 1/4"
- Robust construction
- Secondary pressure ranges
- Secondary aspiration plus balanced poppet provides quick response and accurate pressure regulation
- Relieving & non-relieving types
- Regulator with reverse flow as standard
- Non-rising knob



Self relieving regulator with gauge



Non-relieving regulator

Operating Information

Flow capacity*:	1/4, 3/8, 1/2	64 scfm (30 dm ³ /s, ANR)
Operating temperature:	-25°C to 65.5°C (-13°F to 150°F)	
Supply pressure (max):	300 psig (20 bar)	
Adjusting range pressure:	0 to 30 psig (0 to 2 bar)	
	0 to 60 psig (0 to 4 bar)	
	0 to 125 psig (0 to 8 bar)	
	0 to 232 psig (0 to 16 bar)	
Gauge port (2 each):	1/4 NPT, BSPP, BSPT	
Weight:	0.50 lb (0.23 kg)	
* Inlet pressure 145 psig (10 bar). Secondary pressure 91.3 psig (6.3 bar) and 14.5 psig (1 bar) pressure drop.		

Port Size	Description (relieving)	Gauge	Part Number
1/4"	125 psig (8 bar)	None	P32HB12BNNP
3/8"	125 psig (8 bar)	None	P32HB13BNNP
1/2"	125 psig (8 bar)	None	P32HB14BNNP

Ordering Information:

P32HB 1 4 B N N P

Basic Series	Thread Type	Mounting
Global Modular Compact Regulator P32HB	BSPP 1 NPT 9	P Plastic Panel Mount Nut
Port Size †	Relief	Adjustment Range
1/4 2 3/8 3 1/2 4	Relieving B Non-Relieving N	With Round Gauge
† Working port 1/4".	Adjustment	Z 30 psig; 2 bar; 0.2 MPa M 60 psig; 4 bar; 0.4 MPa G 125 psig; 8 bar; 0.8 MPa J 250 psig; 17 bar; 1.7 MPa
	N Non-rising knob T T-Handle	Without Gauge
		Y 30 psig; 2 bar; 0.2 MPa L 60 psig; 4 bar; 0.4 MPa N 125 psig; 8 bar; 0.8 MPa H 250 psig; 17 bar; 1.7 MPa

* Regulator comes with gauge respective to the adjustment range selected.

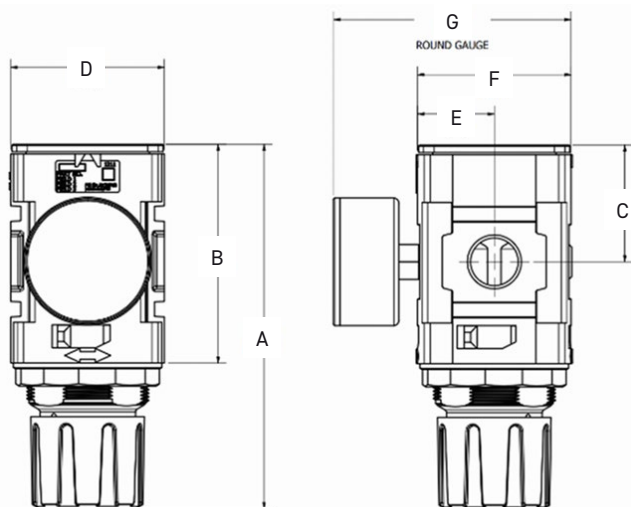
Most Popular

Material Specifications	
Body	Aluminum
Adjustment knob	Acetal
Bonnet	Glass-filled nylon
Diaphragm assembly	Nitrile / zinc
Valve assembly	Brass / nitrile
Springs	Steel, stainless steel
Seals	Nitrile
Panel nut	Acetal

Repair and Service Kits	
Panel mount nut - aluminum	P32KA00MM
Panel mount nut - plastic	P32KA00MP
Angle bracket (attaches via panel nut)	P32KB00MR
T-bracket with body connector	P32KA00MT
T-bracket	P32KA00MB
Body connector	P32KA00CB

Dimensions Inches (mm)

	NPT air ports	BSP air ports
A	5.63 (143)	5.36 (136,10)
B	3.38 (86)	2.91 (73,80)
C	1.81 (46)	1.52 (38,5)
D	2.36 (60)	
E	1.18 (30)	
F	2.36 (60)	
G	3.66 (93)	

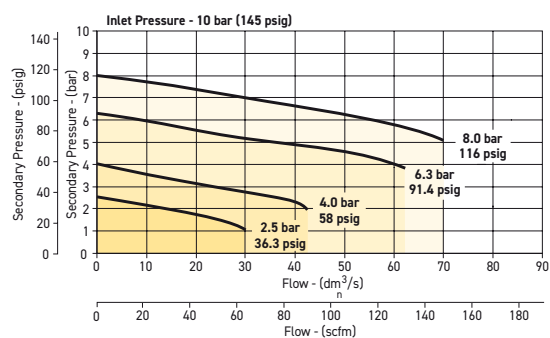


NOTE: 1.90 in. (48mm) hole required for panel nut mounting.

Most Popular

Flow Charts

P32HB Common Port Regulator



WARNING

**Product rupture can cause serious injury.
Do not connect regulator to bottled gas.
Do not exceed Maximum primary pressure rating.**

CAUTION:

REGULATOR PRESSURE ADJUSTMENT – The working range of knob adjustment is designed to permit outlet pressures within their full range. Pressure adjustment beyond this range is also possible because the knob is not a limiting device. This is a common characteristic of most industrial regulators, and limiting devices may be obtained only by special design. For best performance, regulated pressure should always be set by increasing the pressure up to the desired setting.

Gauges		
50mm (2") round 1/4" center back mount	0-60 psig / 0-4 bar	P6G-ERB2040
	0-160 psig / 0-10 bar	P6G-ERB2110
	0-300 psig / 0-20 bar	P6G-ERB2200

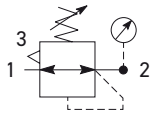
For best performance, regulated pressure should always be set by increasing the pressure up to the desired setting.

P31, P32, P33 SERIES

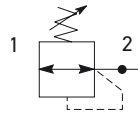
Standard Regulators

P33 Regulators – Standard

- Integral 1/2" or 3/4" ports (NPT & BSPP)
- Robust but lightweight aluminum construction
- Secondary pressure ranges
- Secondary aspiration plus balanced poppet provides quick response and accurate pressure regulation
- Relieving & non-relieving types
- Non-rising knob



Self relieving regulator with gauge



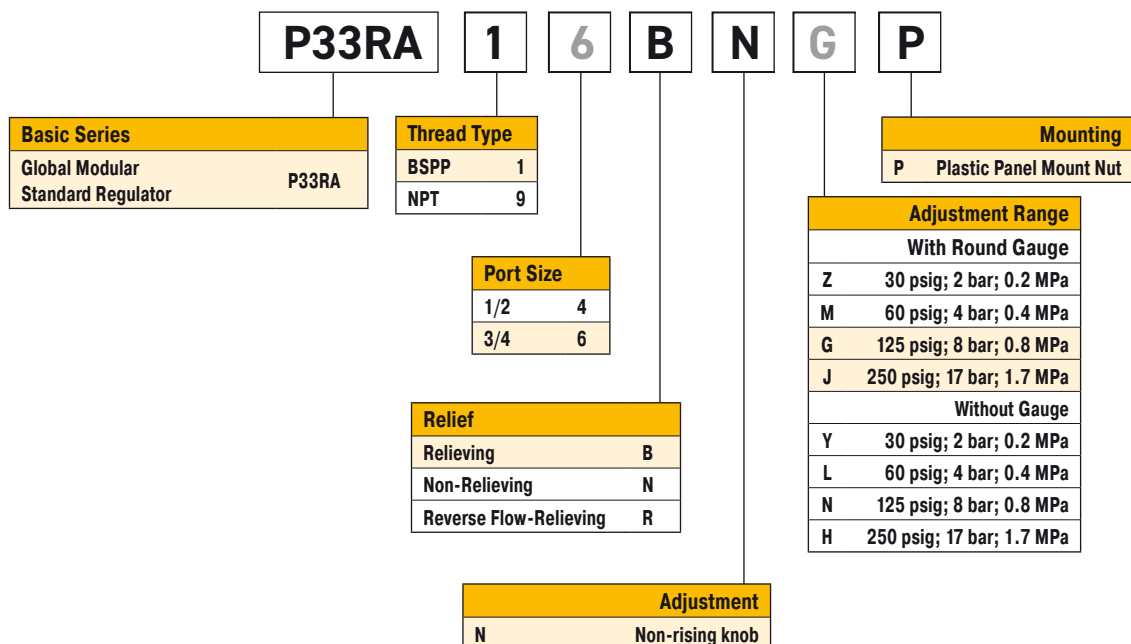
Non-relieving regulator

Port Size	Description (relieving)	Gauge	Part Number
1/2"	125 psig (8 bar)	None	P33RA14BNGP
3/4"	125 psig (8 bar)	None	P33RA16BNGP

Operating Information

Flow capacity*:	1/2, 3/4	233 scfm (110 dm ³ /s, ANR)
Operating temperature:	-13°F to 150°F (-25°C to 65.5°C)	
Supply pressure (max):	300 psig (20 bar)	
Adjusting range pressure:	0 to 30 psig (0 to 2 bar) 0 to 60 psig (0 to 4 bar) 0 to 125 psig (0 to 8 bar) 0 to 250 psig (0 to 17 bar)	
Gauge port (2 each):	1/4 NPT, BSPP, BSPT	
Weight:	1.37 lb (0.62 kg)	
* Inlet pressure 145 psig (10 bar). Secondary pressure 91.3 psig (6.3 bar) and 14.5 psig (1 bar) pressure drop.		

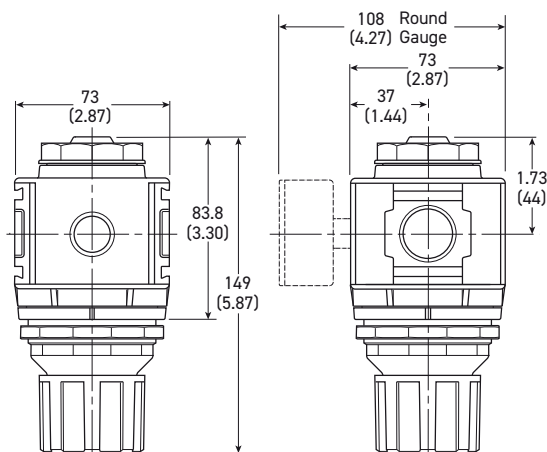
Ordering Information:



Most Popular

Material Specifications	
Body	Aluminum
Adjustment knob	Acetal
Body cap	ABS
Bonnet	Glass-filled nylon
Diaphragm assembly	Nitrile / zinc
Valve assembly	Brass / nitrile
Springs	Steel, stainless steel
Seals	Nitrile
Panel nut	Acetal

Repair and Service Kits	
Panel mount nut - aluminum	P33KA00MM
Panel mount nut - plastic	P33KA00MP
Angle bracket (attaches via panel nut)	P33KA00MR
T-bracket with body connector	P32KA00MT
T-bracket	P32KA00MB
Body connector	P32KA00CB

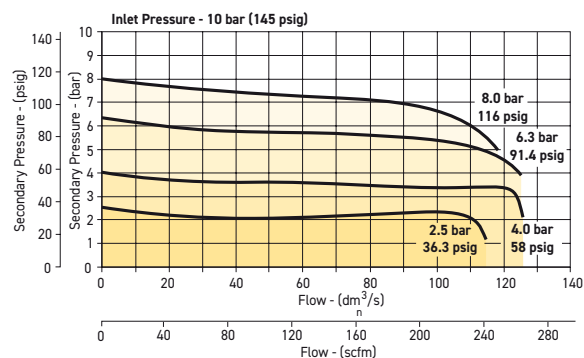


mm (Inches)

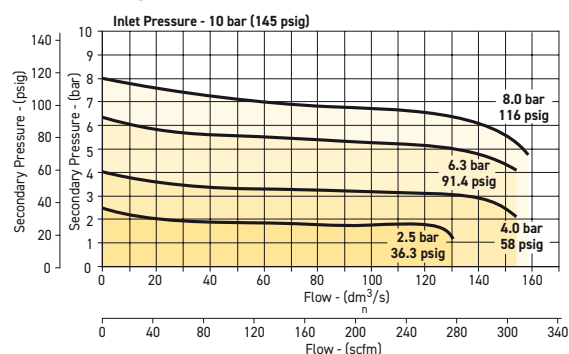
NOTE: 2.40 in. (61mm) hole required for panel nut mounting.

Flow Charts

P33RA 1/2" Regulator



P33RA 3/4" Regulator



WARNING

Product rupture can cause serious injury.
Do not connect regulator to bottled gas.
Do not exceed Maximum primary pressure rating.

CAUTION:

REGULATOR PRESSURE ADJUSTMENT - The working range of knob adjustment is designed to permit outlet pressures within their full range. Pressure adjustment beyond this range is also possible because the knob is not a limiting device. This is a common characteristic of most industrial regulators, and limiting devices may be obtained only by special design. For best performance, regulated pressure should always be set by increasing the pressure up to the desired setting.

Gauges		
50mm (2") round	0-60 psig / 0-4 bar	P6G-ERB2040
1/4" center back mount	0-160 psig / 0-10 bar	P6G-ERB2110
	0-300 psig / 0-20 bar	P6G-ERB2200

For best performance, regulated pressure should always be set by increasing the pressure up to the desired setting.

Most Popular

P31, P32, P33 SERIES

Proportional Regulators

P31P & P32P Proportional Regulators

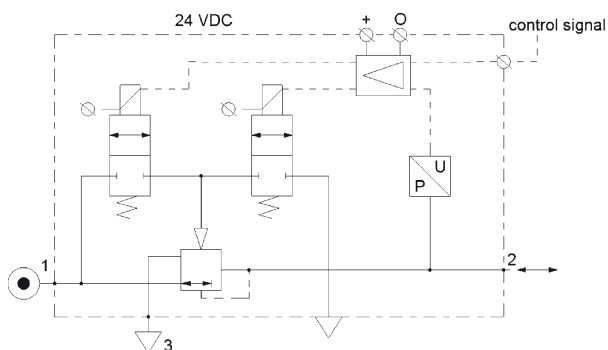
- Very fast response times
- Accurate output pressure
- Parameter settings
- Selectable I/O parameters
- Quick, full flow exhaust
- LED display indicates output pressure
- No air consumption in steady state
- Multiple mounting options
- Protection to IP65



P31P Series
Bottom exhaust



P32P Series
Bottom exhaust



Port Size	Description	Part Number
1/4"	145 psig (0-10 bar), NC 0-10V	P31PA12AD2VD1A
1/2"	145 psig (0-10 bar), NC 0-10V	P32PA14AD2VD1A

Operating Information

Flow capacity*:	P31P	40 scfm (19 dm ³ /s, ANR)
	P32P	120 scfm (57 dm ³ /s, ANR)
Temperature range:	32°F to 122°F (0°C to 50°C)	
Supply pressure (max):		
2 bar unit	36.3 psig (2.5 bar)	
10 bar unit	152 psig (10.5 bar)	
Operating pressure (min):	P2 pressure + 7.3 psig (0.5 bar)	
Working medium:	Compressed air or inert gasses, filtered to 40µ	
Pressure range:	0 to 30 psig (0 to 2 bar)	
	0 to 145 psig (0 to 10 bar)	
Weight:	P31P	0.64 lb (0.291 kg)
	P32P	1.42 lb (0.645 kg)

* Inlet pressure 91.3 psig (6.3 bar), inlet pressure and 4.9 psig (0.34 bar) pressure drop.

Ordering Information:

P31PA		1	2	A	S	2	V	D	1	A
Body Size		Thread Type		Power Supply		Control Signal		Input Connector		
Global Modular Mini (1/4")	P31PA	BSPP	1	2	24 volts	V	0-10V [‡]	1	M12 (4-pin)	
Global Modular Compact (1/2")	P32PA	NPT	9			A	4-20mA			
Port Size		Pressure Range		Output Signal						
Global Modular Mini (1/4")	2	Z	0 - 2 bar (0-29 PSIG)	D	Digital, PNP					
Global Modular Compact (1/2")	4	S	0 - 7 Bar (0-101 PSIG)	P	PNP or 0-10V					
		D	0 - 10 bar (0-145 PSIG)	N	NPN or 0-10V					
				M	4-20mA Fixed					
Version		Bottom Ported Exhaust (NC)		Bottom Ported Forced Exhaust (NO)[†]						
		A		E						

[‡] Factory setting is 0-10 V control signal. 4-20 mA control signal available via parameter 4 on keypad.

- D) Digital PNP output only, no analog output selectable
 P) Digital PNP and analogue 0-10V outputs selectable, by means of parameter 6. (Factory default 0-10V)
 N) Digital NPN and analog 0-10 V outputs selectable by means of parameter 6. Factory default 0-10V)
 M) Analog 4-20mA output only.
Note: On all analog outputs the F.S. value can be adjusted by means of parameter 8.

Most Popular

Technical Information

Accuracy

+/- 1.0% of F.S.*

* Full scale (F.S.) - For 2 bar (29 psig) versions this will be 2 bar (29 psig), for the 10 bar (145 psig) version full scale will be 10 bar (145 psig).

Air consumption

No consumption in stable regulated situation.

Display

The regulator is provided with a digital display, indicating the output pressure, either in bar or psig.

The factory setting is as indicated on the label, can be changed through to software at all times (parameter 14)

Supply voltage

24 VDC +/- 10%

Power consumption

Max. 1.1W with unloaded signal outputs

Control signals

The electronic pressure regulator can be externally controlled through an analogue control signal of either 0-10V or 4-20mA. (parameter 4).

Output signals

As soon as the output pressure is within the signal band a signal is given of 24VDC, PNP Ri = 1 kOhm
Outside the signal band this connection is 0V.

Connections

(In case of output signal (Option D)

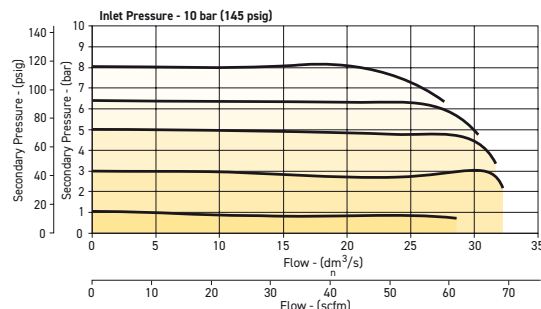
Central M12 connector 4-pole

The electrical connections are as follows:

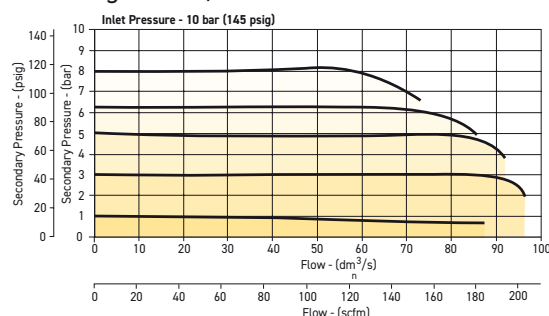
Pin No.	Function	Color	
1	24 V	Supply	Brown
2	0 to 10 V	Control Signal Ri = 100k Ω	White
	4 to 20mA	Control Signal Ri = 500 Ω	
3	0 V (GND)	Supply & Set Point Ground	Blue
4	24 V	Alarm Output Signal	Black

Flow Charts

P31P Regulator 1/4" Ports



P32P Regulator 1/2" Ports



Degree of protection: IP65

EU conformity

CE: standard

EMC: according to directive 89/336/EEC

This pressure regulator is in accordance with:

EN 61000-6-1:2001 **EN 61000-6-2:2001**
EN 61000-6-3:2001 **EN 61000-6-4:2001**

Mounting position

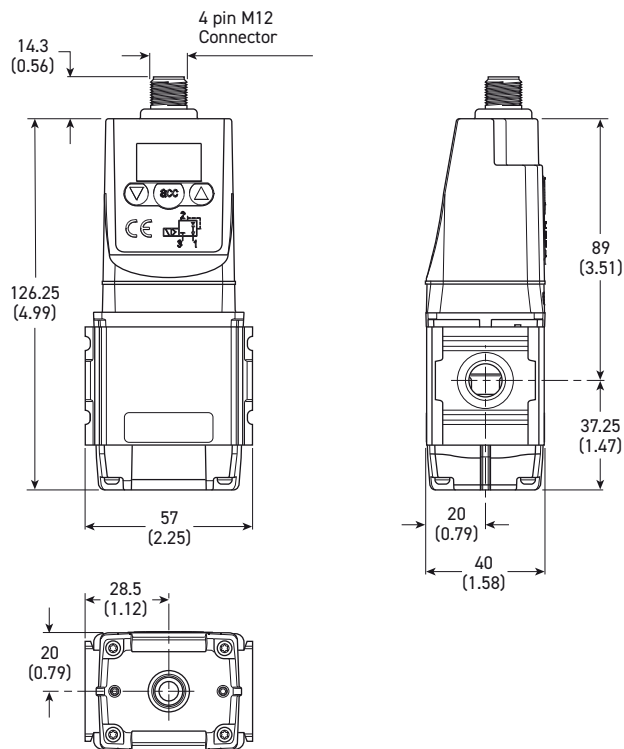
Preferably vertical, with the cable gland on top.

Materials: P31P & P32P	
Magnet core	Steel
Solenoid valve poppet	FPM
Solenoid valve housing	Techno polymer
Regulator body (P31P & P32P versions)	Aluminum
Regulator top housing	Nylon
Valve head	Brass & NBR
Remaining seals	NBR

Dimensional Data

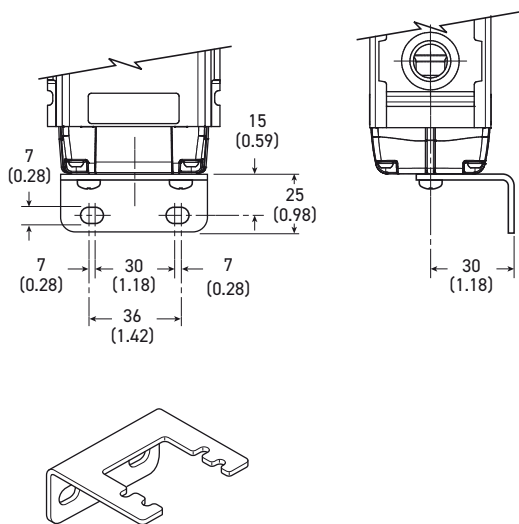
P31P

Dimensions inches (mm)



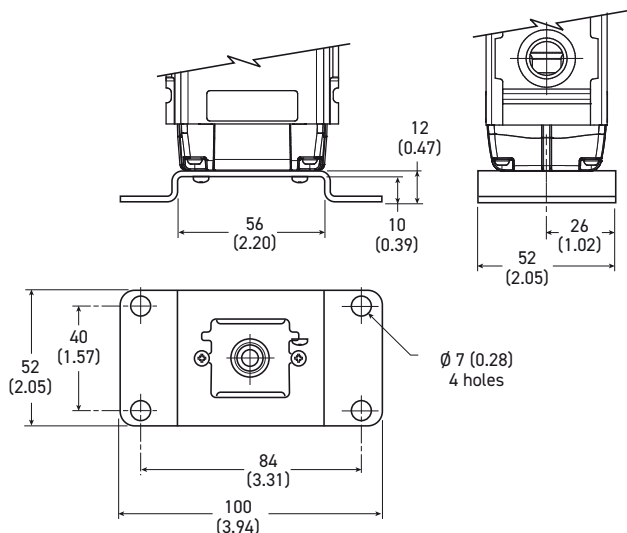
L-Bracket

P3HKA00ML



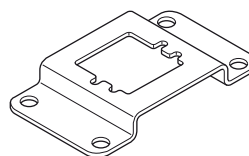
Foot Bracket

P3HKA00MC



Cables

Description	Part Number
2 mtr. cable with moulded straight M12x1 connector	CB-M12-4P-2M

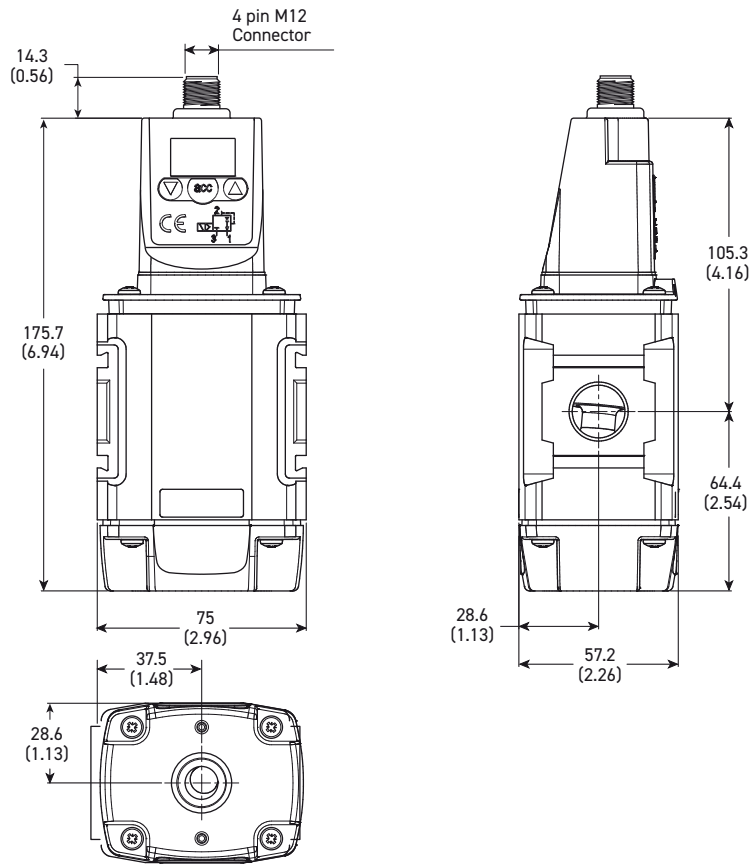


Most Popular

Dimensional Data

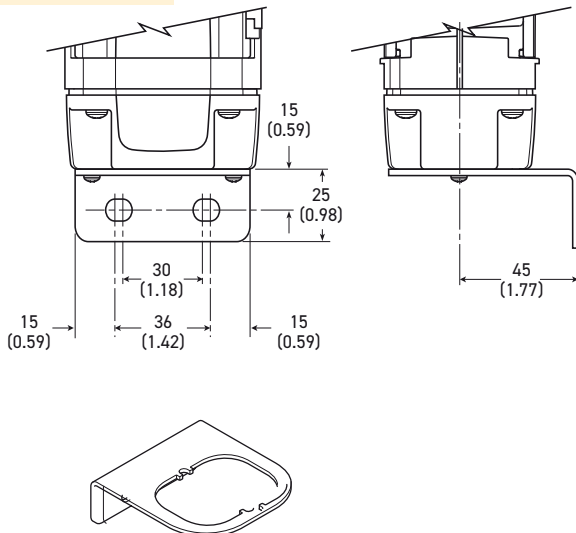
P32P

Dimensions inches (mm)



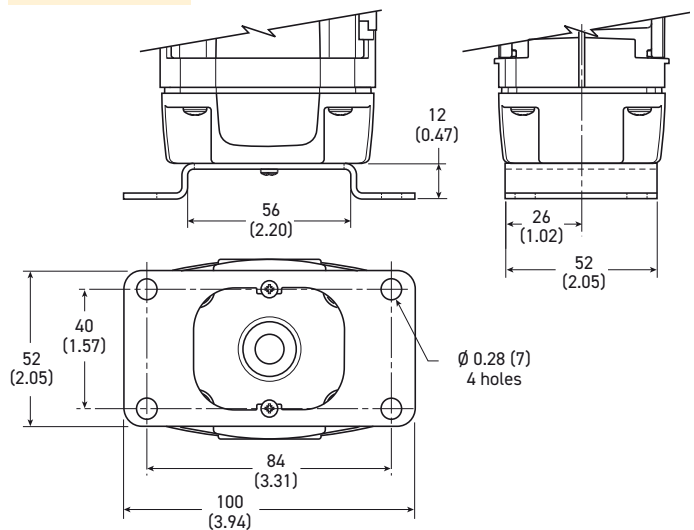
L-Bracket

P3KKA00ML



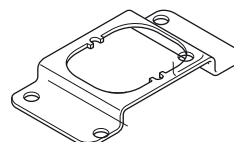
Foot Bracket

P3KKA00MC



Cables

Description	Part Number
2 mtr. cable with moulded straight M12x1 connector	CB-M12-4P-2M



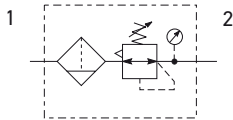
Most Popular

P31, P32, P33 SERIES

Mini Filter / Regulators

P31 Filter / Regulators – Mini

- Integral 1/4" ports (NPT & BSPP)
- High efficiency 5 micron element as standard
- Excellent water removal efficiency
- Robust but lightweight aluminum construction
- Positive bayonet latch to ensure correct & safe fitting
- Secondary pressure ranges
- Secondary aspiration plus balanced poppet provides quick response and accurate pressure regulation



Port Size	Description (relieving)	Bowl / Drain Type †	Part Number
1/4"	125 psig (8 bar)	Poly / Manual	P31EB12EGMBNTP
1/4"	125 psig (8 bar)	Poly / Pulse	P31EB12EGBBNTP
1/4"	125 psig (8 bar)	Metal / Manual	P31EB12EMMBNTP
1/4"	125 psig (8 bar)	Metal / Pulse	P31EB12EMBBNTP

† For polycarbonate bowl, see caution in Engineering Section A.



Operating Information

Flow capacity*:	1/4	73 scfm (35 dm ³ /s, ANR)
Operating temperature‡:	Plastic bowl	14°F to 125°F (-10°C to 52°C)
	Metal bowl	14°F to 150°F (-10°C to 65.5°C)
Supply pressure (max):	Plastic bowl	150 psig (10 bar)
	Metal bowl	250 psig (17 bar)
Standard filtration		5 micron
Useful retention†:		0.4 US oz. (12 cm ³)
Adjusting range pressure:		0 to 30 psig (0 to 2 bar)
		0 to 60 psig (0 to 4 bar)
		0 to 125 psig (0 to 8 bar)
		0 to 250 psig (0 to 17 bar)
Weight:		0.42 lb (0.19 kg)

* Inlet pressure 145 psig (10 bar). Secondary pressure 91.3 psig (6.3 bar) and 14.5 psig (1 bar) pressure drop.

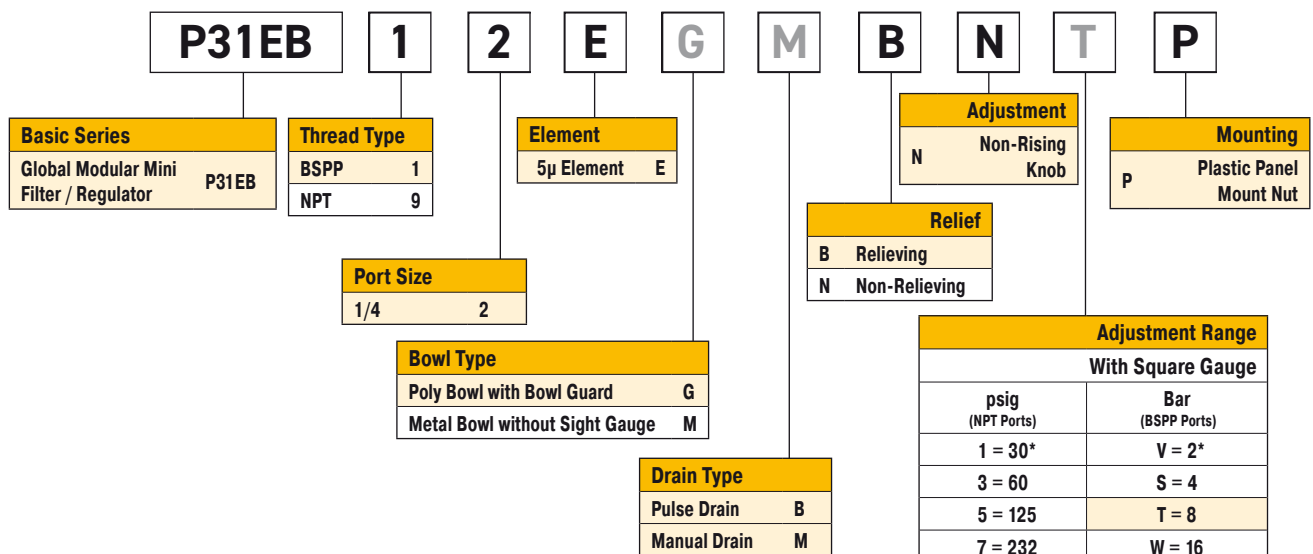
** Non-gauge option only.

‡ Units with square gauges: 5°F to 150°F (-15°C to 65.5°C)

† Useful retention refers to volume below the quiet zone baffle.

Gauge supplied with every part. Gauge can be installed on the front or back of the regulator. If no gauge is installed, both seal screws must be installed.

Ordering Information:



* Regulator comes with gauge respective to the adjustment range selected.

Most Popular

Material Specifications	
Body	Aluminum
Adjustment knob	Acetal
Body cap	ABS
Bonnet	Glass-filled nylon
Plastic bowl	Polycarbonate
Metal bowl	Aluminum
Bowl guard	Nylon
Filter element	Polyethylene
Seals	Nitrile
Springs	Steel
Valve assembly	Acetal/ Nitrile
Diaphragm assembly	Stainless Steel / Nitrile
Panel nut	Acetal

⚠ WARNING

**Product rupture can cause serious injury.
Do not connect regulator to bottled gas.
Do not exceed Maximum primary pressure rating.**

CAUTION:

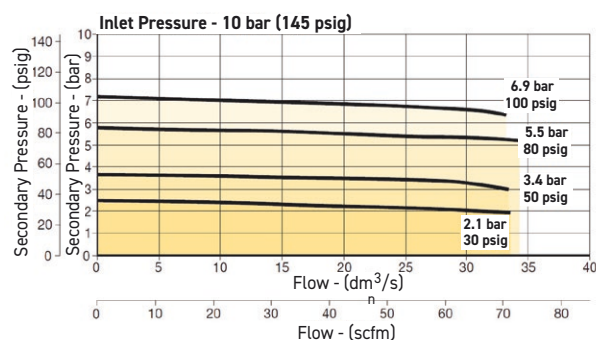
REGULATOR PRESSURE ADJUSTMENT – The working range of knob adjustment is designed to permit outlet pressures within their full range. Pressure adjustment beyond this range is also possible because the knob is not a limiting device. This is a common characteristic of most industrial regulators, and limiting devices may be obtained only by special design. For best performance, regulated pressure should always be set by increasing the pressure up to the desired setting.

Dimensions Inches (mm)

	NPT air ports M2.5 gauge air port	BSP air ports 1/8 gauge air port
A	6.57 (167)	6.96 (176,90)
B	6.57 (167)	6.77 (172)
C	2.75 (70)	2.89 (73,50)
D	1.58 (40)	
E	0.83 (21,30)	0.79 (20)
F	1.67 (42,50)	1.58 (40)
G	2.27 (57,70)	2.41 (61,30)

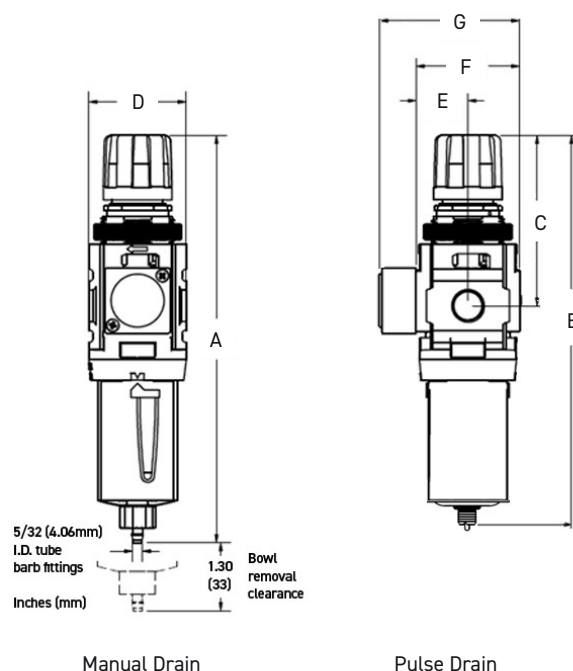
Flow Charts

P31EB 1/4" Filter / Regulator



Repair and Service Kits

Plastic bowl / bowl guard manual drain	P31KB00BGM
Plastic bowl / bowl guard pulse drain	P31KB00BGB
Metal bowl / w/o sight gauge pulse drain	P31KB00BMB
5µ particle filter element	P31KA00ESE
Panel mount nut - aluminum	P31KA00MM
Panel mount nut - plastic	P31KA00MP
Angle bracket (attaches via panel nut)	P31KB00MR
C-bracket (fits to body)	P31KA00MW
T-bracket with body connector	P31KA00MT
Body connector	P31KA00CB



Square gauge supplied with every part. Gauge can be installed on the front or back of the regulator. If no gauge is installed, both seal screws must be installed.

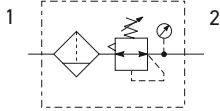
Most Popular

P31, P32, P33 SERIES

Compact Filter / Regulators

P32 Filter / Regulators – Compact

- Integral 1/4", 3/8" or 1/2" ports (NPT & BSPP)
- High efficiency 5 micron element as standard
- Excellent water removal efficiency
- Robust but lightweight aluminum construction
- Positive bayonet latch to ensure correct & safe fitting
- Secondary pressure ranges
- Secondary aspiration plus balanced poppet provides quick response and accurate pressure regulation



Port Size	Description (relieving)	Bowl / Drain Type †	Part Number
1/4"	125 psig (8 bar)	Poly / Manual	P32EB12EGMBNGP
1/4"	125 psig (8 bar)	Poly / Auto	P32EB12EGABNGP
1/4"	125 psig (8 bar)	Metal / Manual	P32EB12ESMBNGP
1/4"	125 psig (8 bar)	Metal / Auto	P32EB12ESABNGP
3/8"	125 psig (8 bar)	Poly / Manual	P32EB13EGMBNGP
3/8"	125 psig (8 bar)	Poly / Auto	P32EB13EGABNGP
3/8"	125 psig (8 bar)	Metal / Manual	P32EB13ESMBNGP
3/8"	125 psig (8 bar)	Metal / Auto	P32EB13ESABNGP
1/2"	125 psig (8 bar)	Poly / Manual	P32EB14EGMBNGP
1/2"	125 psig (8 bar)	Poly / Auto	P32EB14EGABNGP
1/2"	125 psig (8 bar)	Metal / Manual	P32EB14ESMBNGP
1/2"	125 psig (8 bar)	Metal / Auto	P32EB14ESABNGP

† For polycarbonate bowl, see caution in Engineering Section A.



Operating Information

Flow capacity*:	1/4	148 scfm (70 dm ³ /s, ANR)
	3/8	158 scfm (75 dm ³ /s, ANR)
	1/2	164 scfm (77 dm ³ /s, ANR)
Operating temperature:		
Plastic bowl		-13°F to 125°F (-25°C to 52°C)
Metal bowl		-13°F to 150°F (-25°C to 65.5°C)
Supply pressure (max):		
Plastic bowl		150 psig (10 bar)
Metal bowl		250 psig (17 bar)
Standard filtration:		5 micron
Useful retention†:		1.7 US oz. (51 cm ³)
Adjusting range pressure:		0 to 30 psig (0 to 2 bar) 0 to 60 psig (0 to 4 bar) 0 to 125 psig (0 to 8 bar) 0 to 250 psig (0 to 17 bar)
Gauge port (2 each):		1/4 NPT, BSPP, BSPT
Weight:		1.17 lb (0.53 kg)

* Inlet pressure 145 psig (10 bar). Secondary pressure 91.3 psig (6.3 bar) and 14.5 psig (1 bar) pressure drop.

† Useful retention refers to volume below the quiet zone baffle.

Ordering Information:

P32EB		1	4	E	G	M	B	N	G	P	
Basic Series	Global Modular Compact Filter / Regulator	Thread Type	BSPP 1 NPT 9	Element	5µ Element E	Port Size	1/4 2 3/8 3 1/2 4	Adjustment	N Non-Rising Knob T T-Handle	Mounting	P Plastic Panel Mount Nut
		Bowl Type				Relief	B Relieving N Non-Relieving	Adjustment Range			
						Drain Type	M Manual Drain A Auto Drain X Flex Drain	With Round Gauge	Z 30 psig; 2 bar; 0.2 MPa M 60 psig; 4 bar; 0.4 MPa G 125 psig; 8 bar; 0.8 MPa J [§] 250 psig; 17 bar; 1.7 MPa		
								Without Gauge	Y 30 psig; 2 bar; 0.2 MPa L 60 psig; 4 bar; 0.4 MPa N 125 psig; 8 bar; 0.8 MPa H [§] 250 psig; 17 bar; 1.7 MPa		

* Regulator comes with gauge respective to the adjustment range selected.

§ Not available with poly bowl with bowl guard.

Most Popular

Material Specifications	
Body	Aluminum
Adjustment knob	Acetal
Element retainer / baffle	Acetal
Plastic bowl	Polycarbonate
Metal bowl	Aluminum
Bowl guard	Nylon
Filter element	Sintered polyethylene
Seals	Nitrile
Springs	Steel, stainless steel
Valve assembly	Brass / nitrile
Diaphragm assembly Nitrile / zinc	Nitrile / zinc
Panel nut	Acetal
Sight gauge	Nylon

Repair and Service Kits	
Plastic bowl / bowl guard manual drain	P32KB00BGM
Metal bowl / sight gauge manual drain	P32KB00BSM
Auto drain	P32KA00DA
5µ particle filter element	P32KA00ESE
Panel mount nut - aluminum	P32KA00MM
Panel mount nut - plastic	P32KA00MP
Angle bracket (fits to panel mount threads)	P32KB00MR
T-bracket (fits to body connector)	P32KA00MB
T-bracket with body connector	P32KA00MT
Body connector	P32KA00CB

⚠ WARNING

**Product rupture can cause serious injury.
Do not connect regulator to bottled gas.
Do not exceed Maximum primary pressure rating.**

CAUTION:

REGULATOR PRESSURE ADJUSTMENT – The working range of knob adjustment is designed to permit outlet pressures within their full range. Pressure adjustment beyond this range is also possible because the knob is not a limiting device. This is a common characteristic of most industrial regulators, and limiting devices may be obtained only by special design. For best performance, regulated pressure should always be set by increasing the pressure up to the desired setting.

Dimensions Inches (mm)

	NPT air ports	BSP air ports
A	10.30 (261,60)	
B	10.10 (255,60)	
C	3.84 (97,60)	
D	2.36 (60)	
E	1.18 (30)	
F	2.36 (60)	
G	3.66 (93)	

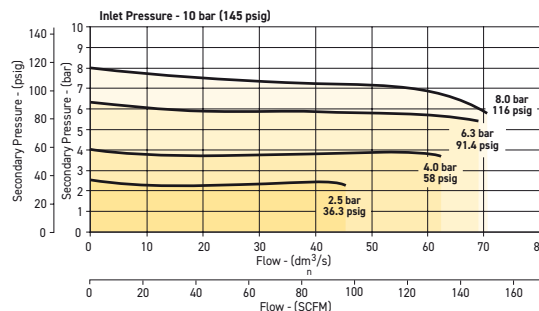
Gauges		
50mm (2") round 1/4" center back mount	0-60 psig / 0-4 bar	P6G-ERB2040
	0-160 psig / 0-10 bar	P6G-ERB2110
	0-300 psig / 0-20 bar	P6G-ERB2200

For best performance, regulated pressure should always be set by increasing the pressure up to the desired setting.

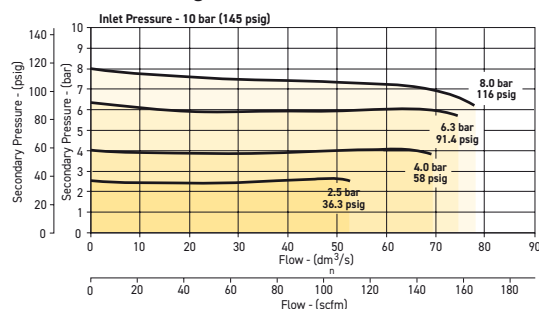
Most Popular

Flow Charts

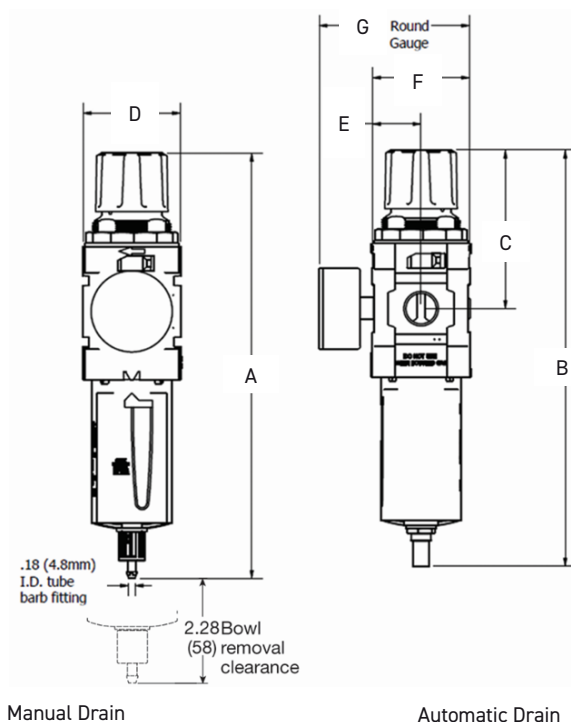
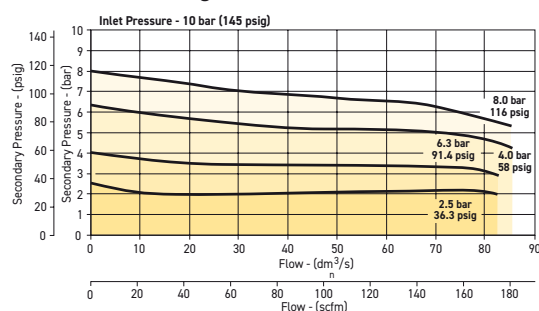
P32EB 1/4" Filter / Regulator



P32EB3/8" Filter/Regulator



P32EB 1/2" Filter/Regulator

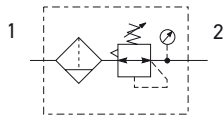


P31, P32, P33 SERIES

Standard Filter / Regulators

P33 Filter / Regulators – Standard

- Integral 1/2" or 3/4" ports (NPT & BSPP)
- High efficiency 5 micron element as standard
- Excellent water removal efficiency
- Robust but lightweight aluminum construction
- Positive bayonet latch to ensure correct & safe fitting
- Secondary pressure ranges
- Secondary aspiration plus balanced poppet provides quick response and accurate pressure regulation



Port Size	Description (relieving)	Bowl / Drain Type †	Part Number
1/2"	125 psig (8 bar)	Poly / Manual	P33EA14EGMBNGP
1/2"	125 psig (8 bar)	Poly / Auto	P33EA14EGABNGP
1/2"	125 psig (8 bar)	Metal / Manual	P33EA14ESMBNGP
1/2"	125 psig (8 bar)	Metal / Auto	P33EA14ESABNGP
3/4"	125 psig (8 bar)	Poly / Manual	P33EA16EGMBNGP
3/4"	125 psig (8 bar)	Poly / Auto	P33EA16EGABNGP
3/4"	125 psig (8 bar)	Metal / Manual	P33EA16ESMBNGP
3/4"	125 psig (8 bar)	Metal / Auto	P33EA16ESABNGP

† For polycarbonate bowl, see caution in Engineering Section A.



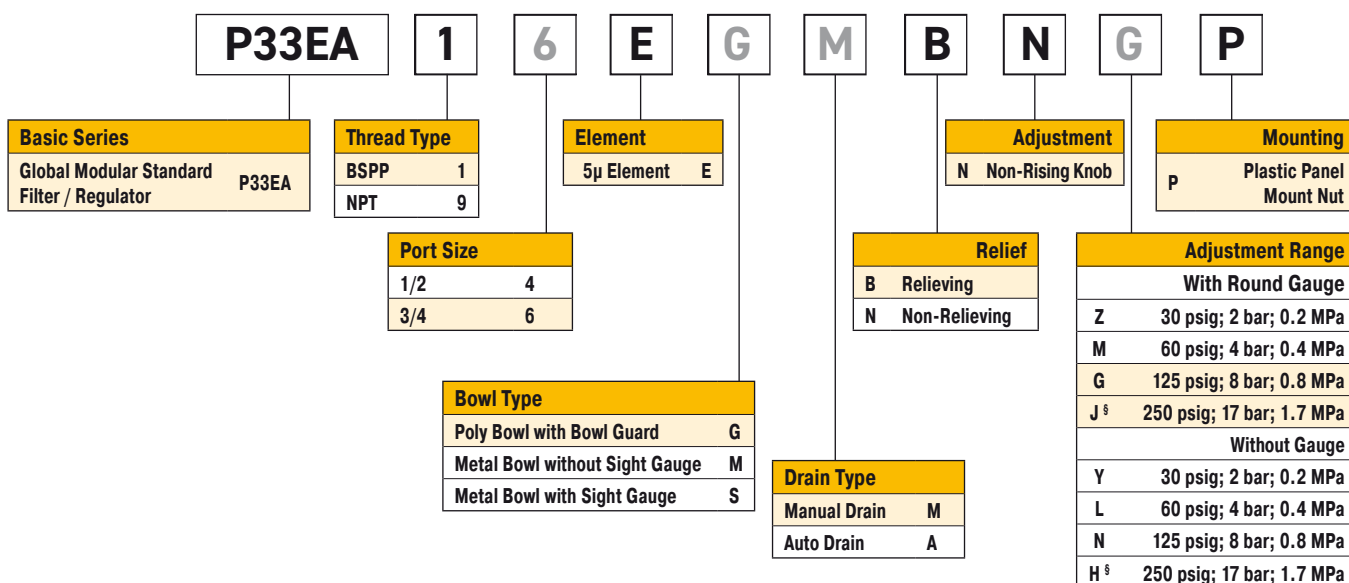
Operating Information

Flow capacity*:	1/2	200 scfm (94 dm ³ /s, ANR)
	3/4	235 scfm (109 dm ³ /s, ANR)
Operating temperature:		
Plastic bowl		-13°F to 125°F (-25°C to 52°C)
Metal bowl		-13°F to 150°F (-25°C to 65.5°C)
Supply pressure (max):		
Plastic bowl		150 psig (10 bar)
Metal bowl		250 psig (17 bar)
Standard filtration:		5 micron
Useful retention†:		2.8 US oz. (85 cm ³)
Adjusting range pressure:		0 to 30 psig (0 to 2 bar) 0 to 60 psig (0 to 4 bar) 0 to 125 psig (0 to 8 bar) 0 to 250 psig (0 to 17 bar)
Gauge port (2 each):		1/4 NPT, BSPP, BSPT
Weight:		1.87 lb. (0.85 kg)

* Inlet pressure 145 psig (10 bar). Secondary pressure 91.3 psig (6.3 bar) and 14.5 psig (1 bar) pressure drop.

† Useful retention refers to volume below the quiet zone baffle.

Ordering Information:

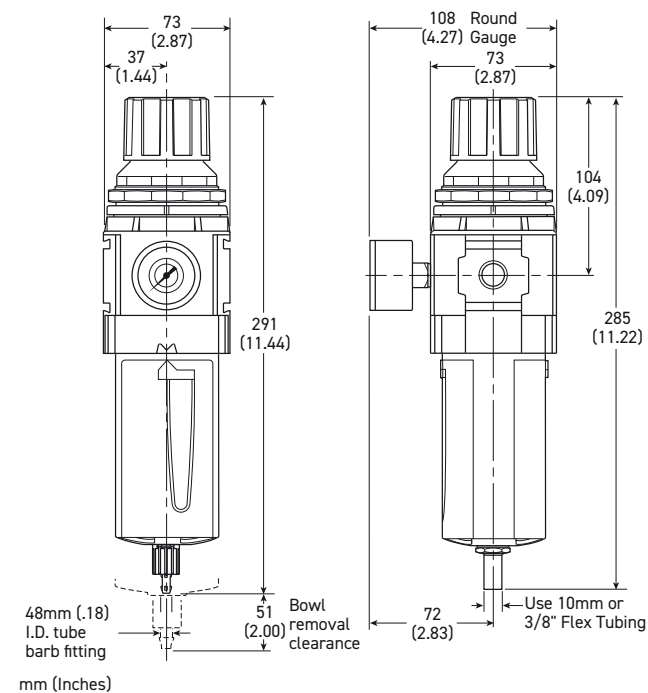


§ Not available with poly bowl with bowl guard.

Most Popular

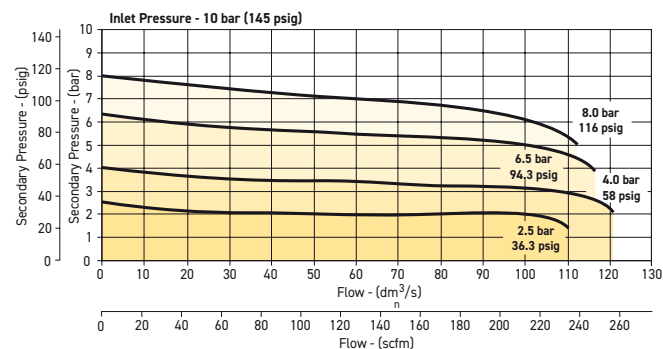
Material Specifications	
Body	Aluminum
Adjustment knob	Acetal
Body cap	ABS
Element retainer / baffle	Acetal
Plastic bowl	Polycarbonate
Metal bowl	Aluminum
Filter element	Sintered Polyethylene
Seals	Nitrile
Springs	Steel, stainless steel
Valve assembly	Brass / nitrile
Diaphragm assembly	Nitrile / zinc
Panel nut	Acetal
Sight gauge	Nylon

Repair and Service Kits	
Plastic bowl / bowl guard, manual drain	P33KA00BGM
Metal bowl / sight gauge, manual drain	P33KA00BSM
Auto drain	P32KA00DA
5 μ particle filter element	P33KA00ESE
Panel mount nut - Aluminum	P33KA00MM
Panel mount nut - Plastic	P33KA00MP
Angle bracket (fits to panel mount threads)	P33KA00MR
T-bracket (fits to body connector)	P32KA00MB
T-bracket with body connector	P32KA00MT
Body connector	P32KA00CB

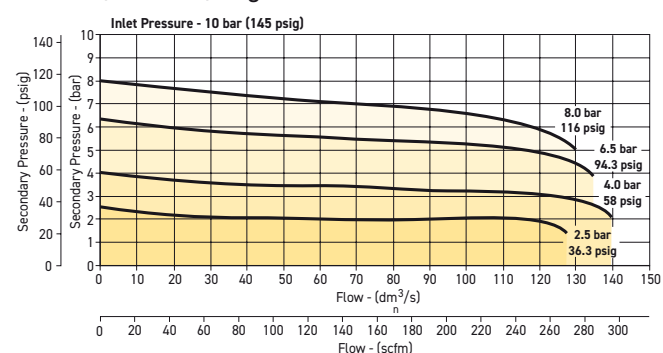


Flow Charts

P33EA 1/2" Filter / Regulator



P33EA 3/4" Filter/Regulator



WARNING

Product rupture can cause serious injury.
Do not connect regulator to bottled gas.
Do not exceed Maximum primary pressure rating.

CAUTION:

REGULATOR PRESSURE ADJUSTMENT - The working range of knob adjustment is designed to permit outlet pressures within their full range. Pressure adjustment beyond this range is also possible because the knob is not a limiting device. This is a common characteristic of most industrial regulators, and limiting devices may be obtained only by special design. For best performance, regulated pressure should always be set by increasing the pressure up to the desired setting.

Gauges		
50mm (2") round 1/4" center back mount	0-60 psig / 0-4 bar	P6G-ERB2040
	0-160 psig / 0-10 bar	P6G-ERB2110
	0-300 psig / 0-20 bar	P6G-ERB2200

For best performance, regulated pressure should always be set by increasing the pressure up to the desired setting.

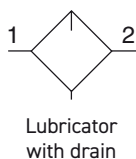
Most Popular

P31, P32, P33 SERIES

Mini Lubricators

P31 Lubricators – Mini

- Integral 1/4" ports (NPT & BSPP)
- Robust but lightweight aluminum construction
- Proportional oil delivery over a wide range of air flows
- Finger tip ratchet control for precise oil drip rate adjustment



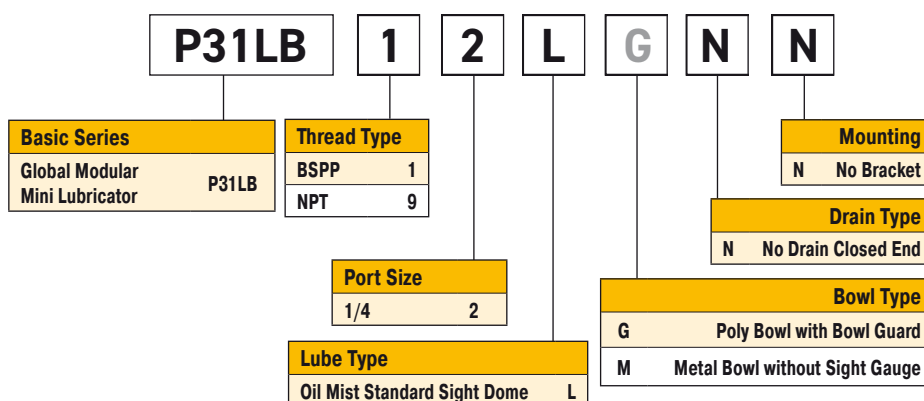
Port Size	Description †	Part Number
1/4"	Poly Bowl - No Drain	P31LB12LGNN
1/4"	Metal Bowl - No Drain	P31LB12LMNN

† For polycarbonate bowl, see caution in Engineering Section A.

Operating Information

Flow capacity*:	1/4	52 scfm (25 dm ³ /s, ANR)
Operating temperature:		
Plastic bowl		14°F to 125°F (-10°C to 52°C)
Metal bowl		14°F to 150°F (-10°C to 65.5°C)
Supply pressure (max):		
Plastic bowl		150 psig (10 bar)
Metal bowl		250 psig (17 bar)
Bowl capacity:		0.6 US oz. (18 cm ³)
Weight:		0.29 lb (0.13 kg)
* Inlet pressure 91.3 psig (6.3 bar). Pressure drop 4.9 psig (0.34 bar).		

Ordering Information:



Suggested Lubricant

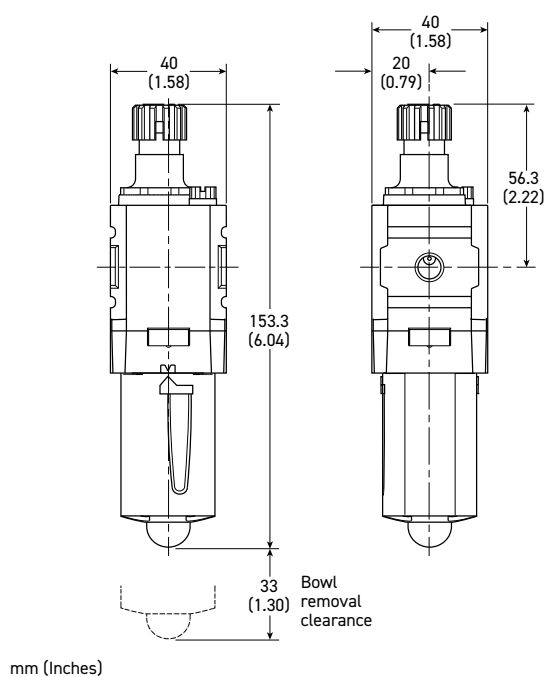
Petroleum based oil of 100 to 200 SUS viscosity at 100°F (38°C) and an aniline point greater than 200°F (93°C)

(DO NOT USE OILS WITH ADDITIVES, COMPOUNDED OILS CONTAINING SOLVENTS, GRAPHITE, DETERGENTS, OR SYNTHETIC OILS.)

Most Popular

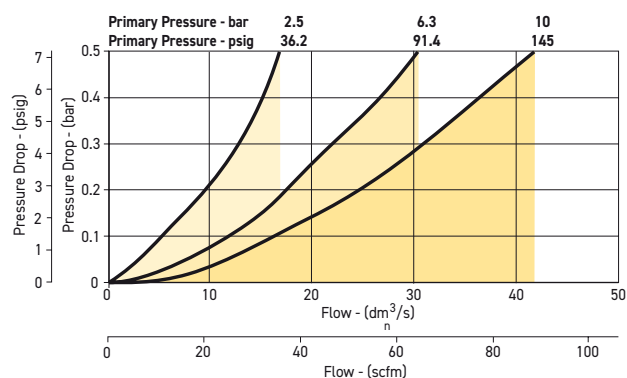
Material Specifications	
Body	Aluminum
Body cap	ABS
Plastic bowl	Polycarbonate
Metal bowl	Aluminum
Seals	Nitrile
Sight dome	Polycarbonate
Suggested lubricant	ISO / ASTM VG32
Pick-up filter	Sintered bronze

Repair and Service Kits	
Plastic bowl / bowl guard no drain	P31KB00BGN
Metal bowl / w/o sight gauge no drain	P31KB00BMN
Drip control assembly	P32KA00PG
Fill plug	P31KA00PL
C-bracket (fits to body)	P31KA00MW
T-bracket with body connector	P31KA00MT
Body connector	P31KA00CB
Lubricator oil - VG32 - 1 litre	P3YKA00PPBB



Flow Charts

P31LB 1/4" Lubricator



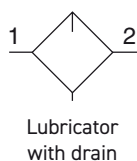
Most Popular

P31, P32, P33 SERIES

Compact Lubricators

P32 Lubricators – Compact

- Integral 1/4", 3/8" or 1/2" ports (NPT & BSPP)
- Robust but lightweight aluminum construction
- Proportional oil delivery over a wide range of air flows
- Finger tip ratchet control for precise oil drip rate adjustment
- Fill from top under system pressure



Port Size	Description †	Part Number
1/4"	Poly Bowl - No Drain	P32LB12LGNN
1/4"	Metal Bowl - No Drain	P32LB12LSNN
3/8"	Poly Bowl - No Drain	P32LB13LGNN
3/8"	Metal Bowl - No Drain	P32LB13LSNN
1/2"	Poly Bowl - No Drain	P32LB14LGNN
1/2"	Metal Bowl - No Drain	P32LB14LSNN

† For polycarbonate bowl, see caution in Engineering Section A.



Operating Information

Flow capacity*:

1/4	38 scfm (17 dm ³ /s, ANR)
3/8	70 scfm (33 dm ³ /s, ANR)
1/2	90 scfm (42 dm ³ /s, ANR)

Operating temperature:

Plastic bowl	14°F to 125°F (-10°C to 52°C)
Metal bowl	14°F to 150°F (-10°C to 65.5°C)

Supply pressure (max):

Plastic bowl	150 psig (10 bar)
Metal bowl	250 psig (17 bar)

Bowl capacity:

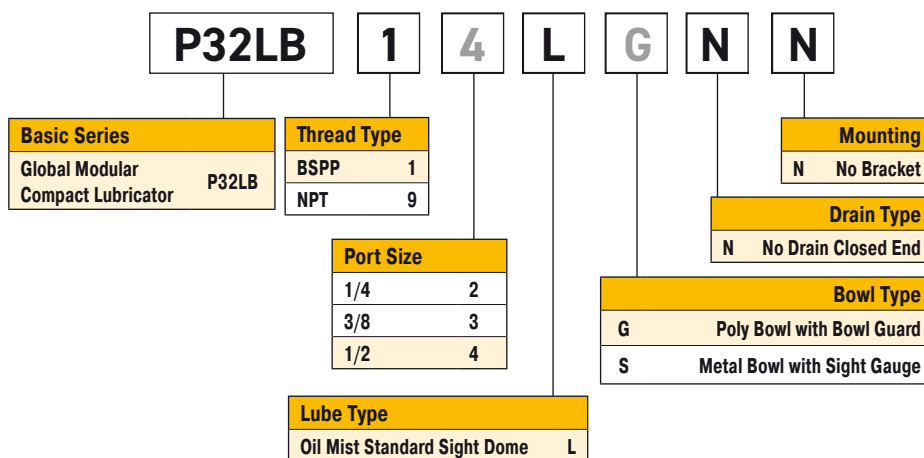
4.09 US oz. (121 cm³)

Weight:

0.68 lb (0.31 kg)

* Inlet pressure 91.3 psig (6.3 bar). Pressure drop 4.9 psig (0.34 bar).

Ordering Information:



Suggested Lubricant

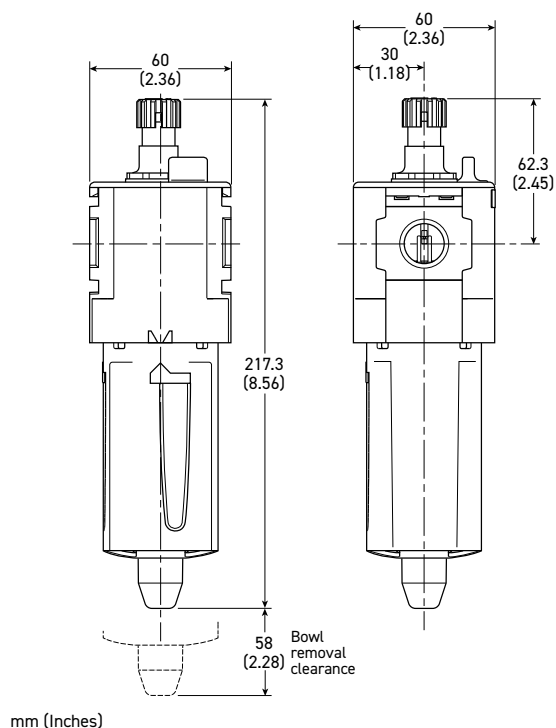
Petroleum based oil of 100 to 200 SUS viscosity at 100°F (38°C) and an aniline point greater than 200°F (93°C)

(DO NOT USE OILS WITH ADDITIVES, COMPOUNDED OILS CONTAINING SOLVENTS, GRAPHITE, DETERGENTS, OR SYNTHETIC OILS.)

Most Popular

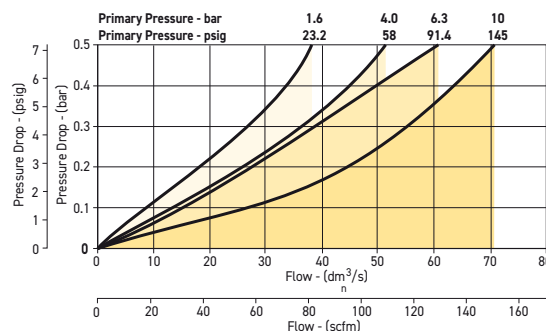
Material Specifications	
Body	Aluminum
Body cap	ABS
Plastic bowl	Polycarbonate
Metal bowl	Aluminum
Seals	Nitrile
Sight dome	Polycarbonate
Sight gauge	Nylon
Suggested lubricant	ISO / ASTM VG32
Pick-up filter	Sintered bronze

Repair and Service Kits	
Plastic bowl / bowl guard no drain	P32KB00BGN
Metal bowl / w/o sight gauge no drain	P32KB00BMN
Metal bowl / Sight gauge no drain	P32KB00BSN
Drip control assembly	P32KA00PG
Fill plug	P32KA00PL
L-bracket (fits to body)	P32KA00ML
T-bracket (fits to body connector)	P32KA00MB
T-bracket with body connector	P32KA00MT
Body connector	P32KA00CB
Lubricator oil - VG32 - 1 litre	P3YKA00PPBB

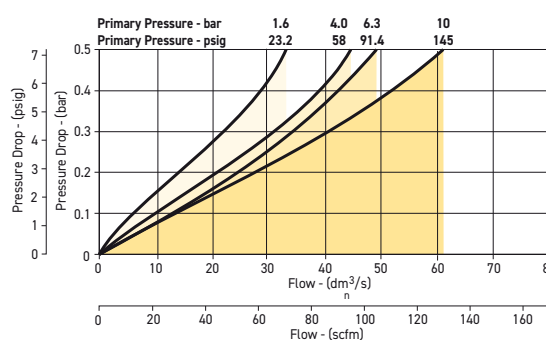


Flow Charts

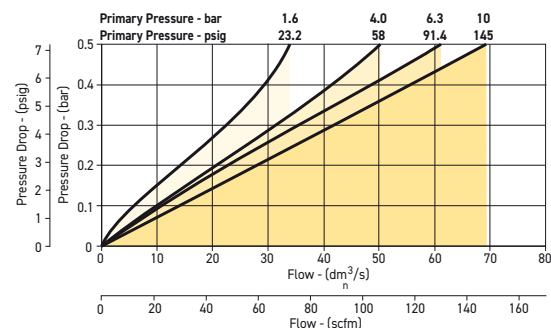
P32LB 1/4" Lubricator



P32LB 3/8" Lubricator



P32LB 1/2" Lubricator



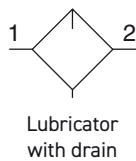
Most Popular

P31, P32, P33 SERIES

Standard Lubricators

P33 Lubricators – Standard

- Integral 1/2" or 3/4" ports (NPT & BSPP)
- Robust but lightweight aluminum construction
- Proportional oil delivery over a wide range of air flows
- Finger tip ratchet control for precise oil drip rate adjustment
- Fill from top under system pressure



Port Size	Description †	Part Number
1/2"	Poly Bowl - No Drain	P33LA14LGNN
1/2"	Metal Bowl - No Drain	P33LA14LSNN
3/4"	Poly Bowl - No Drain	P33LA16LGNN
3/4"	Metal Bowl - No Drain	P33LA16LSNN

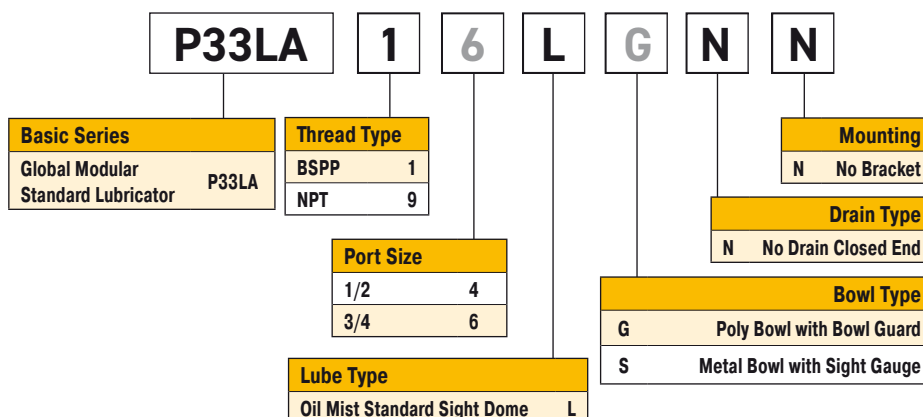
† For polycarbonate bowl, see caution in Engineering Section A.



Operating Information

Flow capacity*:	1/2	110 scfm (52 dm ³ /s, ANR)
	3/4	150 scfm (71 dm ³ /s, ANR)
Operating temperature:	Plastic bowl	14°F to 125°F (-10°C to 52°C)
	Metal bowl	14°F to 150°F (-10°C to 65.5°C)
Supply pressure (max):	Plastic bowl	150 psig (10 bar)
	Metal bowl	250 psig (17 bar)
Bowl capacity:		6.1 US oz. (181 cm ³)
Weight:		1.04 lb (0.47 kg)
* Inlet pressure 91.3 psig (6.3 bar). Pressure drop 4.9 psig (0.34 bar).		

Ordering Information:



Suggested Lubricant
Petroleum based oil of 100 to 200 SUS viscosity at 100°F (38°C) and an aniline point greater than 200°F (93°C)

(DO NOT USE OILS WITH ADDITIVES, COMPOUNDED OILS CONTAINING SOLVENTS, GRAPHITE, DETERGENTS, OR SYNTHETIC OILS.)

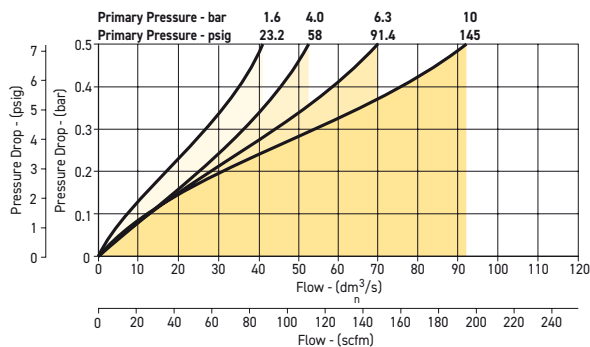
Most Popular

Material Specifications	
Body	Aluminum
Body cap	ABS
Plastic bowl	Polycarbonate
Metal bowl	Aluminum
Seals	Nitrile
Sight dome	Polycarbonate
Sight gauge	Nylon
Suggested lubricant	ISO / ASTM VG32
Pick-up filter	Sintered bronze

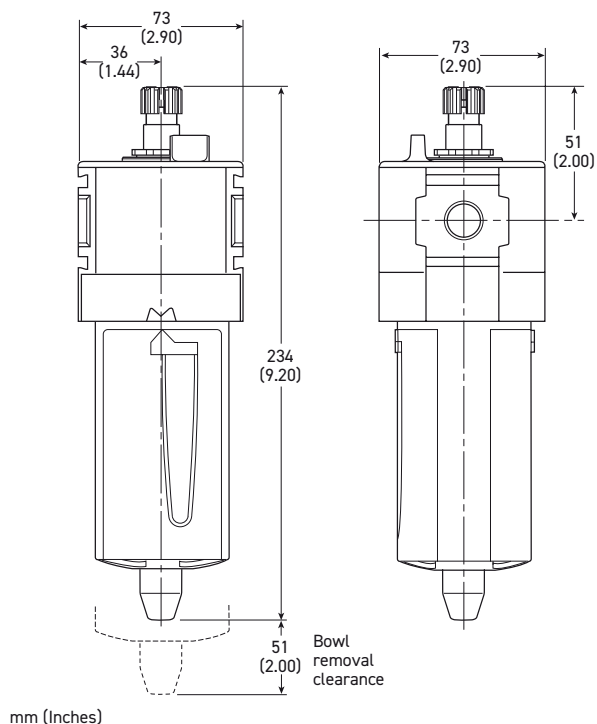
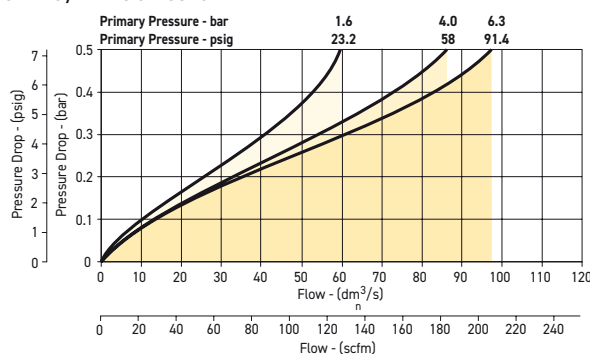
Repair and Service Kits	
Plastic bowl / bowl guard no drain	P33KA00BGN
Metal bowl / w/o sight gauge no drain	P33KA00BMN
Metal bowl / sight gauge no drain	P33KA00BSN
Drip control assembly	P32KA00PG
Fill plug	P32KA00PL
L-bracket (fits to body)	P33KA00ML
T-bracket (fits to body connector)	P32KA00MB
T-bracket with body connector	P32KA00MT
Body connector	P32KA00CB
Lubricator oil - VG32 - 1 litre	P3YKA00PPBB

Flow Charts

P33LA 1/2" Lubricator



P33LA 3/4" Lubricator



Most Popular

P31, P32, P33 SERIES

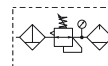
Mini Combinations

Popular Combinations

Inlet pressure 145 psig (10 bar), secondary pressure 91.3 psig (6.3 bar), 14.5 psig (1 bar) pressure drop.



Filter + Regulator + Lubricator Combinations, poly bowl
5 micron element, 116 psig (8 bar) regulator + gauge and wall mounting brackets



Port Size	Flow	Manual Drain	Pulse Drain
1/4"	27 scfm (13 dm ³ /s, ANR)	P31CB12GEMNTLNW	P31CB12GEBNTLNW



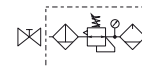
Filter/Regulator + Lubricator Combinations, poly bowl
5 micron element, 116 psig (8 bar) regulator + gauge and wall mounting brackets



Port Size	Flow	Manual Drain	Pulse Drain
1/4"	28 scfm (14 dm ³ /s, ANR)	P31CA12GEMNTLNW	P31CA12GEBNTLNW



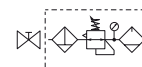
Ball Valve + Filter + Regulator + Lubricator Combinations, poly bowl
5 micron element, 116 psig (8 bar) regulator + gauge and wall mounting brackets



Port Size	Flow	Manual Drain	Pulse Drain
1/4"	27 scfm (13 dm ³ /s, ANR)	P31QB12GEMNTLNW	P31QB12GEBNTLNW



Ball Valve + Filter/Regulator + Lubricator Combinations, poly bowl
5 micron element, 116 psig (8 bar) regulator + gauge and wall mounting brackets



Port Size	Flow	Manual Drain	Pulse Drain
1/4"	28 scfm (14 dm ³ /s, ANR)	P31QA12GEMNTLNW	P31QA12GEBNTLNW

All combo are without any mounting nut on regulator or filter regulator.

Use end port blocks to convert a 1/4 BSSP combo to an NPT version

P31		C		B		1		2		G		E		M		N		T		L		N		W			
Combination		Thread Type		Element		Regulation / Adjustment		Lub Type		Assembly configuration		Filter coding		Regulator coding		Lubricator coding		Assembly configuration		Filter coding		Regulator coding		Lubricator coding		Assembly configuration	
B/V + Combination		BSPP 1		5µ Element E		Non-Rising Knob N		Oil Mist Standard Sight Dome L		No Bracket A		5µ Element E		Non-Rising Knob N		Oil Mist Standard Sight Dome L		No Bracket A		5µ Element E		Non-Rising Knob N		Oil Mist Standard Sight Dome L		No Bracket A	
Combination + B/V		NPT 9		0.01µ Element C		Adjustment Range		Standard Sight Dome		Port Blocks C*		0.01µ Element C		Adjustment Range		Standard Sight Dome		Port Blocks & Wall Brkt D*		0.01µ Element C		Adjustment Range		Standard Sight Dome		Port Blocks & Wall Brkt D*	
Combination C		Port Size 1/4 2		1µ Element 9		With Square Gauge		Dome		Port Blocks & Wall Brkt D*		1µ Element 9		Psig:		Dome		Wall Bracket W		1µ Element 9		Psig:		Dome		Wall Bracket W	
Combination Type*				Adsorber A		30 psig* 1		Dome		Wall Bracket W		Adsorber A		60 psig 3		Dome		Wall Bracket W		Adsorber A		60 psig 3		Dome		Wall Bracket W	
F/R+L A				Manual Drain M		125 psig 5		Dome		Wall Bracket W		Manual Drain M		232 psig [§] 7		Dome		Wall Bracket W		Manual Drain M		232 psig [§] 7		Dome		Wall Bracket W	
F+Fc+Fa G				Pulse Drain B		Bar:		Dome		Wall Bracket W		Pulse Drain B		2 Bar* V		Dome		Wall Bracket W		Pulse Drain B		2 Bar* V		Dome		Wall Bracket W	
F/R+L B						4 Bar S		Dome		Wall Bracket W				8 Bar T		Dome		Wall Bracket W				8 Bar T		Dome		Wall Bracket W	
F+Fc F						8 Bar T		Dome		Wall Bracket W				16 Bar [§] W		Dome		Wall Bracket W				16 Bar [§] W		Dome		Wall Bracket W	
F+Fc+Fa G						16 Bar [§] W		Dome		Wall Bracket W						Dome		Wall Bracket W						Dome		Wall Bracket W	
F+Fc+Fa G								Dome		Wall Bracket W						Dome		Wall Bracket W						Dome		Wall Bracket W	
F+Fc+Fa G								Dome		Wall Bracket W						Dome		Wall Bracket W						Dome		Wall Bracket W	

* For 3/8" Port Blocks please order separately. See Kits section.

† For polycarbonate bowl, see caution in Engineering Section A.

Most Popular

Picture for illustration, product could have a different design.

P31, P32, P33 SERIES

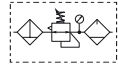
Standard Combinations

Popular Combinations

Inlet pressure 145 psig (10 bar), secondary pressure 91.3 psig (6.3 bar), 14.5 psig (1 bar) pressure drop.



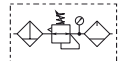
Filter + Regulator + Lubricator Combinations, poly bowl
5 micron element, 116 psig (8 bar) regulator + gauge and wall mounting brackets



Port Size	Flow	Manual Drain	Auto Drain
1/2"	90 scfm (43 dm ³ /s, ANR)	P33CB14GEMNGLNW	P33CB14GEANGLNW
3/4"	110 scfm (52 dm ³ /s, ANR)	P33CB16GEMNGLNW	P33CB16GEANGLNW



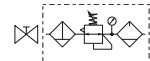
Filter/Regulator + Lubricator Combinations, poly bowl
5 micron element, 116 psig (8 bar) regulator + gauge and wall mounting brackets



Port Size	Flow	Manual Drain	Auto Drain
1/2"	110 scfm (52 dm ³ /s, ANR)	P33CA14GEMNGLNW	P33CA14GEANGLNW
3/4"	150 scfm (71 dm ³ /s, ANR)	P33CA16GEMNGLNW	P33CA16GEANGLNW



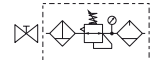
Ball Valve + Filter + Regulator + Lubricator Combinations, poly bowl
5 micron element, 116 psig (8 bar) regulator + gauge and wall mounting brackets



Port Size	Flow	Manual Drain	Auto Drain
1/2"	90 scfm (43 dm ³ /s, ANR)	P33QB14GEMNGLNW	P33QB14GEANGLNW
3/4"	110 scfm (52 dm ³ /s, ANR)	P33QB16GEMNGLNW	P33QB16GEANGLNW



Ball Valve + Filter/Regulator + Lubricator Combinations, poly bowl
5 micron element, 116 psig (8 bar) regulator + gauge and wall mounting brackets



Port Size	Flow	Manual Drain	Auto Drain
1/2"	110 scfm (52 dm ³ /s, ANR)	P33QA14GEMNGLNW	P33QA14GEANGLNW
3/4"	150 scfm (71 dm ³ /s, ANR)	P33QA16GEMNGLNW	P33QA16GEANGLNW

All combo are without any mounting nut on regulator or filter regulator.

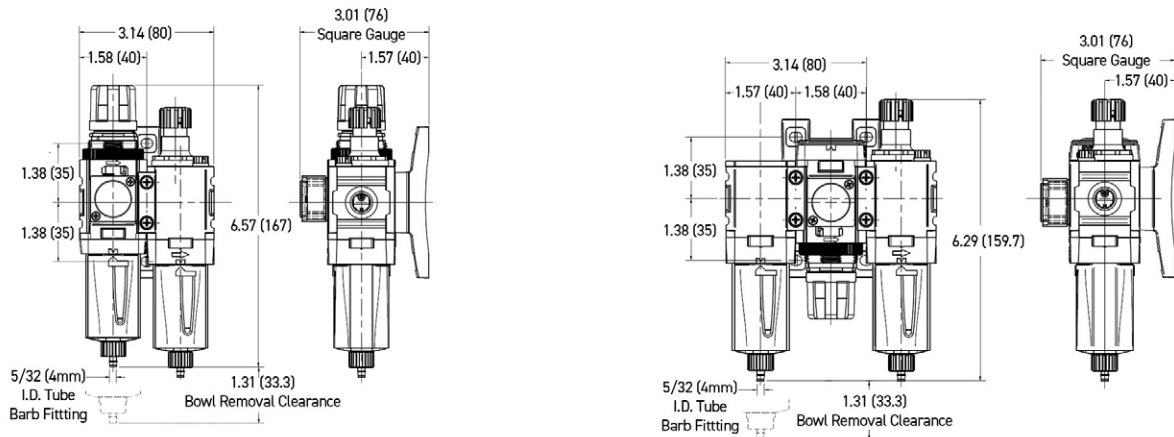
Use end port blocks to convert a 3/4 BSPP combo to an NPT version and to 1/2.

P33		C		B		1		6		G		Filter / Regulator coding (use with codes: A M)		Regulator coding (use with combo code: B)		Lubricator coding (use with combo codes: A B)		Assembly configuration			
Combination		Thread Type		Port Size		Element		Relief / Adjustment		Lub Type		Mounting		Filter coding (use with combo codes: B F G). For multiple filters, repeat as needed.		Regulator coding (use with combo code: B)		Lubricator coding (use with combo codes: A B)		Assembly configuration	
B/V + Combination Q		BSPP 1		1/2 4		0.01 μ Element C		Non-Rising Knob N		Oil Mist Standard Sight Dome L		No Bracket A		E M		N G		L N		W	
Combination + B/V X				3/4 6		0.01 μ Element with dpi D*		Adjustment Range		No Drain; Closed End N		Port Blocks C									
Combination C						5 μ Element E		With Square Gauge		Drain Type		Port Blocks & Wall Brkt D									
B/V = Ball valve						1 μ Element with dpi F*		30 psig; 2 bar; 0.2 MPa Z		No Drain; Closed End N		Port Blocks & Wall Brkt D									
Combination Type*						1 μ Element 9		60 psig; 4 bar; 0.4 MPa M				Wall Bracket W									
F/R+L A		F+Fc+Fa G				5 μ Element with dpi Q*		125 psig; 8 bar; 0.8 MPa G													
F+R+L B		F/R+Fc M				Adsorber A		250 psig; 17 bar; 1.7 MPa J[§]													
F+Fc F						* Not available with F/R.		* Regulator comes with gauge respective to the adjustment range selected.													
* Combination type						Bowl Type															
F = 5 μ						Poly Bowl with Bowl Guard ‡ G															
Fc1 = 1 μ						Metal Bowl without Sight Gauge M*															
Fc = .01 μ						Metal Bowl With Sight Gauge S															
Fa = Adsorber						* Not available when using lubricator															
‡ For polycarbonate bowl, see caution in Engineering Section A.						Note: All bowl types are the same for each component															
						Example: If a "G" is specified for a F+L, both units would get a poly bowl with bowl guard.															

Most Popular

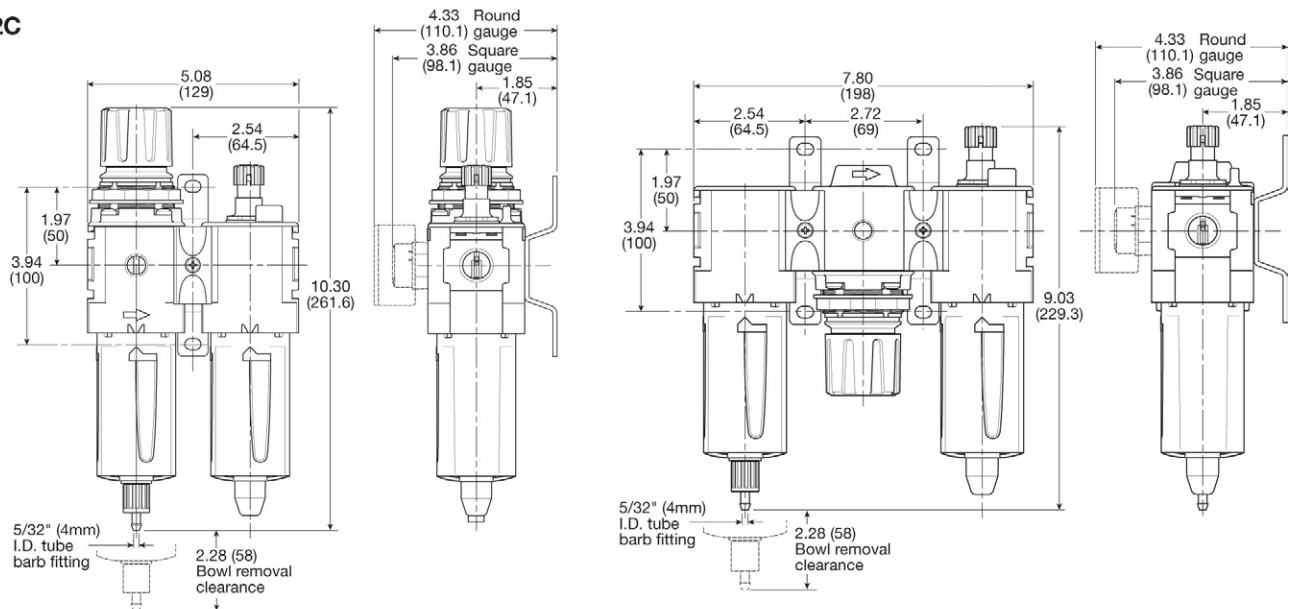
Popular Combination Dimensions mm (inches)

P31C



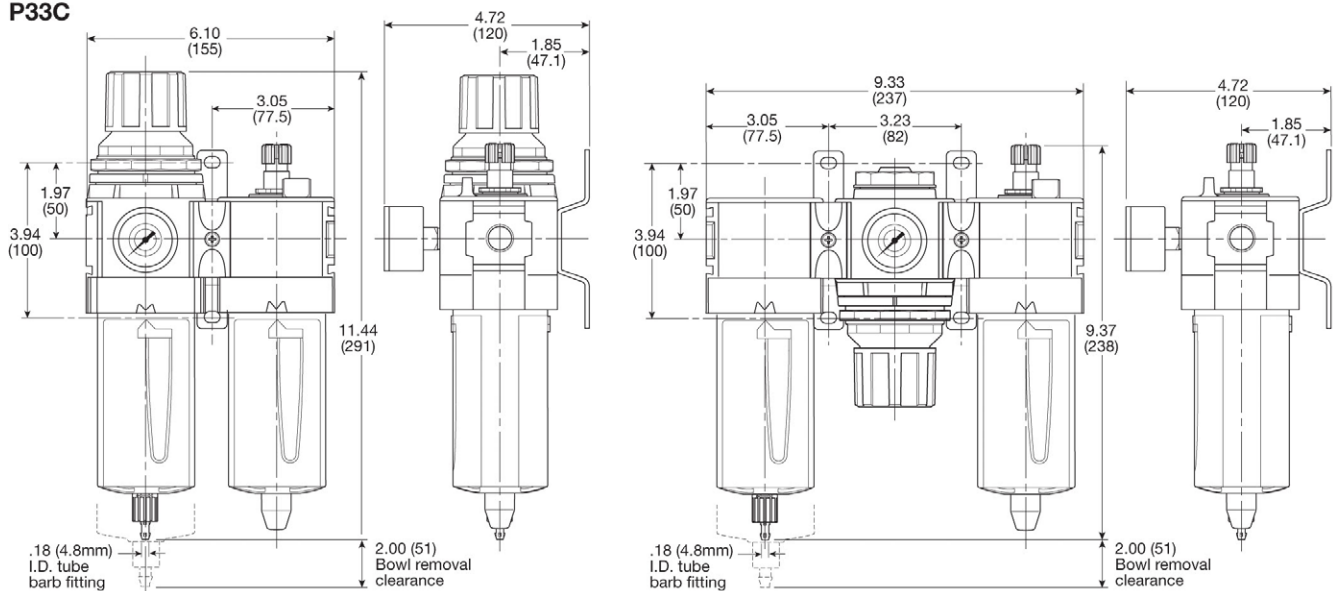
BSP air ports, for NPT dimensions please consult

P32C



BSP air ports, for NPT dimensions please consult

P33C

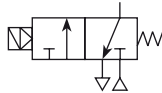


P31, P32, P33 SERIES

Dump Valves

P31D & P32D Dump Valves

- Modular design with 1/4" or 1/2" integral ports (NPT & BSPP)
- The 3-way, 2-position function automatically dumps downstream pressure on the loss of pilot signal
- Solenoid or air pilot options
- High flow & exhaust capability
- Silencer included
- Safety exhaust valves categories 1 & 2



Remotely operated dump valves automatically shut off upstream pressure and exhaust the downstream pressure when the pilot pressure is released.

To maintain these units in the open position a pilot supply to the air pilot operated version or an electrical signal to the solenoid operated version must be maintained.

The valve will automatically dump when the holding signal is removed.

Port Size	Description	Weight lbs (kg)	Part Number
1/4"	120VAC Solenoid & cable plug	0.8 (0.37)	P31DA12SGNC1FN
1/4"	24VDC Solenoid & cable plug †	0.9 (0.41)	P31DA12SGNC2CN
1/2"	120VAC 30mm coil & cable plug incl. †	1.5 (0.69)	P32DA14SCNA3GN
1/2"	24VDC 30mm coil & cable plug incl. †	2.0 (0.91)	P32DA14SCNA2CN
1/2"	External air pilot operated †	1.9 (0.87)	P32DA14PPN

† Includes exhaust silencer.



Operating Information

Flow capacity*: P31D 36 scfm (17 dm³/s, ANR)
P32D 108 scfm (51 dm³/s, ANR)

Temperature range (max)†:
Solenoid operated 14°F to 122°F (-10°C to 50°C)
Air pilot operated -4°F to 176°F (-20°C to 80°C)

Pressure (max):
Solenoid operated 150 psig (10 bar)
Air pilot operated 250 psig (17 bar)

Operating pressure (min): 44 psig (3 bar)

Fluid: Compressed air

Ports: Air pilot 1/8
Exhaust P31D - 1/4; P32D - 1/2
Gauge P31D - 1/8; P32D - 1/4

* Inlet pressure 91.3 psig (6.3 bar), inlet pressure and 14.5 psig (1 bar) pressure drop.

† Air supply must be dry enough to avoid ice formation at temperatures below 35.6°F (2°C). Snap pressure: Full flow when downstream pressure reaches 50% of the inlet pressure.

Ordering Information:

P31DA 1 2 S G N C 2CN

Body Size	
Dump Valve (1/4")	P31DA
Dump Valve (1/2")	P32DA

Thread Type	
BSPP	1
NPT	9

Actuator Interface	
G 15mm Solenoid (P31 only)	
C 30mm Solenoid	
P Threaded Air Pilot	

Pilot Type	
P External Air Pilot	
S Solenoid Pilot	

No external air pilot option for P31.

Solenoid Voltage	
2CN 24VDC Non Locking Manual Override	
3GN 120VAC Non Locking Manual Override	
1FN 120VAC Non Locking Manual Override (P31 series only)	

Solenoid Type	
C 15mm (P31 series only)	
A 30mm CNOMO Coil (P32 only)	
D 30mm CNOMO Coil (M12 connection) (P32 only)	

Note:
P32 unit used for both P32 & P33 series

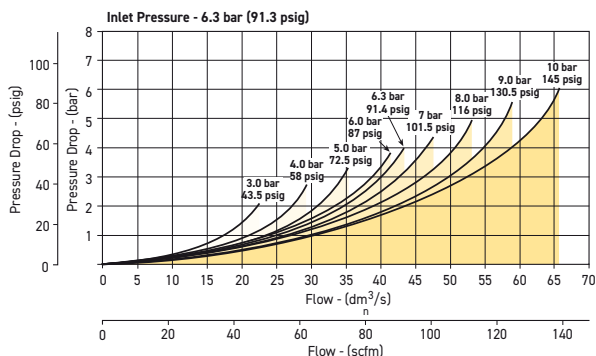
Port Size	
Global Modular Mini (1/4")	2
Global Modular Compact (1/2")	4

Most Popular

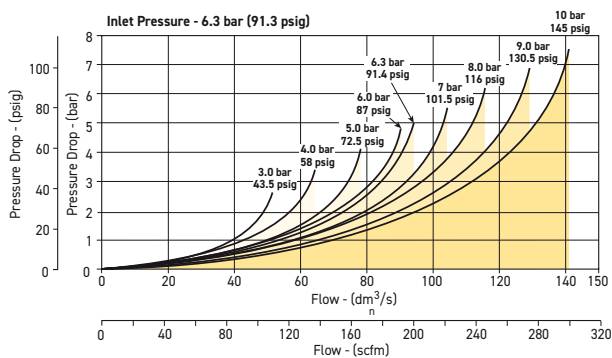
Material Specifications	
Body	Aluminum
Body cover	Polyester
Seals	Nitrile NBR

Flow Charts

P31DA 1/4" Remote Dump Valve

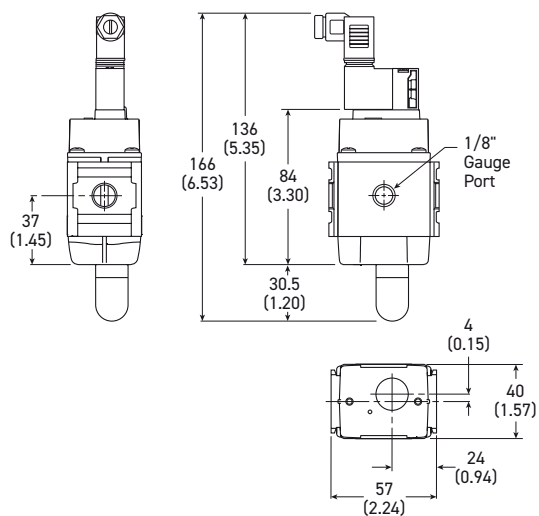


P32DA 1/2" Remote Dump Valve

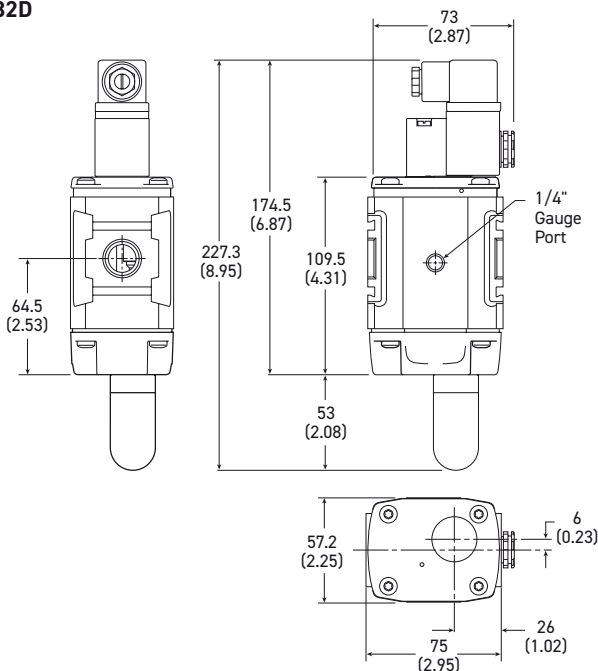


Dimensions mm (inches)

P31D



P32D



Safety exhaust valves category 2 by adding a pressure sensor on the gauge air port.

Cat 1 Plc standard

Cat 2 Plc with a pressure sensor

B10 Endurance Life 10 Mio Switching Cycles

B10d Endurance Life 20 Mio Switching Cycles

Service life values are based on ISO 19973-5:2015 Pneumatic fluid power-assessment of component reliability by testing. The B10d value is based on the B10 value using B10x2 in accordance with ISO 13849-1:2015

PWS-M101-1 flying leads, 1 metre cable length

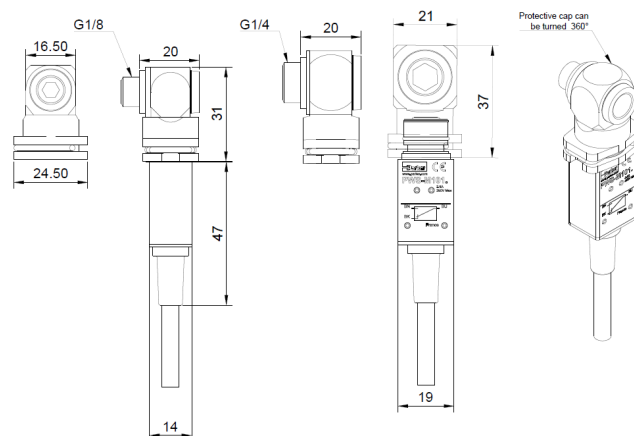
PWS-M101-2 flying leads, 2 metres cable length

PWS-M101-3 flying leads, 3 metres cable length

P31 needs the sensor fitting 1/8BSP **PWS-B188**, 1/8NPT **PWS-B1887**

P32 needs the sensor fitting 1/4BSP **PWS-B199**, 1/4NPT **PWS-B1997**

Dimensions (mm)



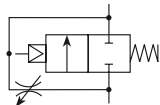
Most Popular

P31, P32, P33 SERIES

Soft Start Valves

P31S & P32S Soft Start Valves

- Modular design with 1/4" or 1/2" integral ports (NPT & BSPP)
- The 2-way, 2-position function provides for the safe introduction of pressure
- Adjustable slow start
- Solenoid or air pilot options
- High flow



Parker Global Series Soft Start Valves, provide for the safe introduction of pressure to machines or systems. Soft Start Valves, allow the pressure to gradually build to the set point before fully opening to deliver full flow at line pressure.

The controlled introduction of pressure can be an important safety factor and prevent damage to tooling when air pressure is introduced at machine or system start up.

Note: Soft Start Valves must be installed downstream of a 3/2 valve with exhaust capability

Port Size	Description	Weight lbs (kg)	Part Number
1/4"	120VAC Solenoid & Cable Plug	0.8 (0.37)	P31SA12SGNC1FN
1/4"	24VDC Solenoid & cable plug	0.9 (0.41)	P31TA12SGNC2CN
1/2"	120VAC 30mm Coil & Cable Plug incl.	1.5 (0.87)	P32SA14SCNA3GN
1/2"	24VDC 30mm Coil & Cable Plug	2.0 (0.90)	P32SA14SCNA2CN
1/2"	Internal Air Pilot Operated	2.0 (0.90)	P32SA14YON
1/2"	External Air Pilot (1/8 threaded)	1.5 (0.87)	P32SA14PPN



Operating Information

Flow capacity*: P31S 36 scfm (17 dm³/s, ANR)
P32S 101 scfm (48 dm³/s, ANR)

Temperature range (max)[†]:
Solenoid operated 14°F to 122°F (-10°C to 50°C)
Air pilot operated -4°F to 176°F (-20°C to 80°C)

Pressure (max):
Solenoid operated 150 psig (10 bar)
Air pilot operated 250 psig (17 bar)

Operating pressure (min): 44 psig (3 bar)

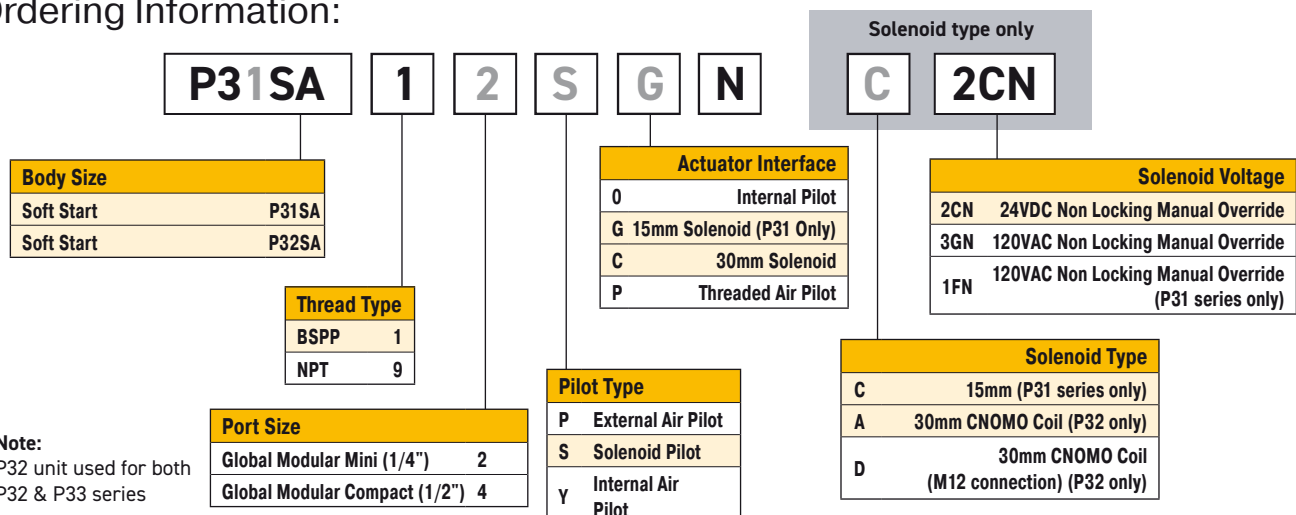
Fluid: Compressed air

Ports: Air pilot 1/8
Gauge P31S - 1/8; P32S - 1/4

* Inlet pressure 91.3 psig (6.3 bar), inlet pressure and 14.5 psig (1 bar) pressure drop.

[†] Air supply must be dry enough to avoid ice formation at temperatures below 35.6°F (2°C). Snap pressure: Full flow when downstream pressure reaches 50% of the inlet pressure.

Ordering Information:



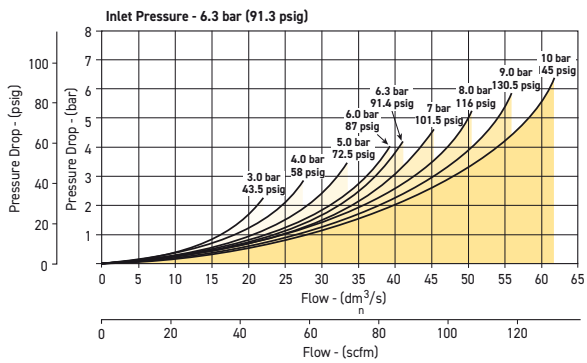
No external air pilot option for P31.

Most Popular

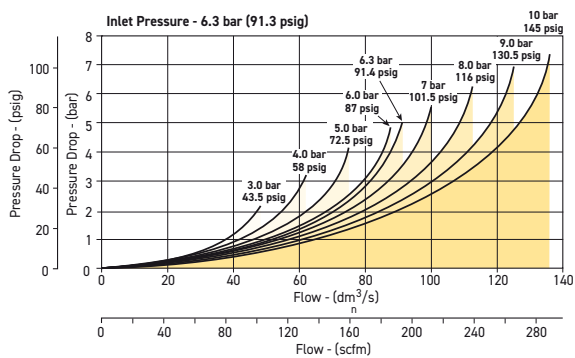
Material Specifications	
Body	Aluminum
Body cover	Polyester
Seals	Nitrile NBR

Flow Charts

P31SA 1/4" Soft Start Valve

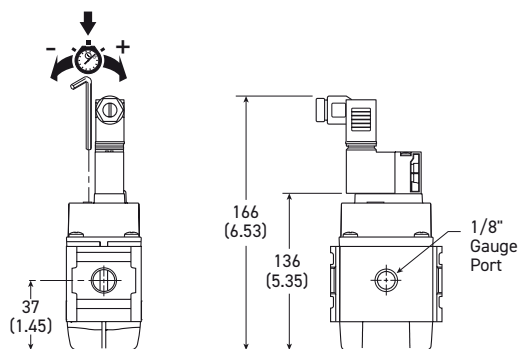


P32SA 1/2" Soft Start Valve

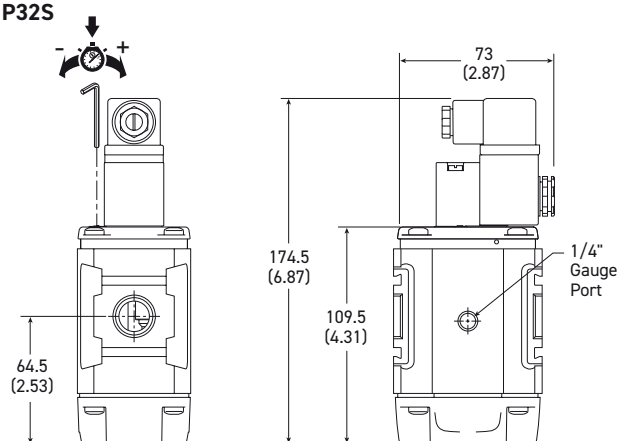


Dimensions mm (inches)

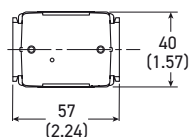
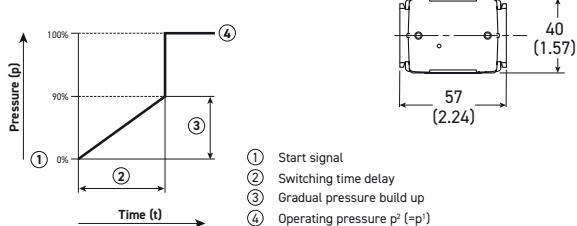
P31S



P32S



Soft Start Function:



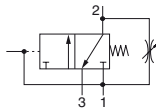
Most Popular

P31, P32, P33 SERIES

Combined Soft Start / Dump Valves

P31T & P32T Combined Soft Start / Dump Valves

- Modular design with 1/4" or 1/2" integral ports (NPT & BSPP)
- Provides for the safe introduction of pressure
- The 3-way, 2-position function automatically dumps downstream pressure on the loss of pilot signal
- Adjustable slow start
- Solenoid or air pilot options
- High flow & exhaust capability
- Silencer included
- Safety exhaust valves categories 1 & 2



Parker Global Series Combined Soft Start / Dump Valves, provide for the safe introduction of pressure to machines or systems. Soft Start / Dump Valves when set, allow the pressure to gradually build to the set point before fully opening to deliver full flow at line pressure.

The controlled introduction of pressure can be an important safety factor and prevent damage to tooling when air pressure is introduced at machine or system start up.

To maintain these units in the open position a pilot supply to the air pilot operated version or an electrical signal to the solenoid operated version must be maintained. The valve will automatically dump when the holding signal is removed.

Port Size	Description	Weight lbs (kg)	Part Number
1/4"	120VAC Solenoid & cable plug	0.8 (0.37)	P31TA12SGNC1FN
1/4"	24VDC Solenoid & cable plug	0.9 (0.41)	P31TA12SGNC2CN
1/2"	120VAC 30mm coil & cable plug incl.	1.9 (0.87)	P32TA14SCNA3GN
1/2"	24VDC 30mm coil & cable plug incl.	2.0 (0.91)	P32TA14SCNA2CN
1/2"	External air pilot operated	1.9 (0.87)	P32TA14PPN



Operating Information

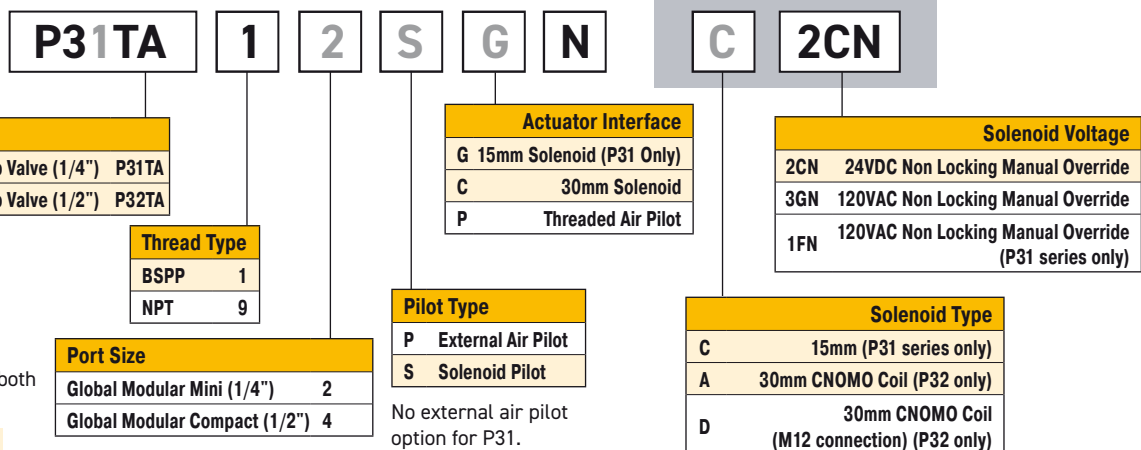
Flow capacity*:	P31T	36 scfm (17 dm ³ /s, ANR)
	P32T	97 scfm (46 dm ³ /s, ANR)
Temperature range (max)†:	Solenoid operated	14°F to 122°F (-10°C to 50°C)
	Air pilot operated	-4°F to 176°F (-20°C to 80°C)
Pressure (max):	Solenoid operated	150 psig (10 bar)
	Air pilot operated	250 psig (17 bar)
Operating pressure (min):	44 psig (3 bar)	
Fluid:	Compressed air	
Ports:	Air pilot	1/8
	Exhaust	P31T - 1/4; P32T - 1/2
	Gauge	P31T - 1/8; P32T - 1/4

* Inlet pressure 91.3 psig (6.3 bar), inlet pressure and 14.5 psig (1 bar) pressure drop.

† Air supply must be dry enough to avoid ice formation at temperatures below 35.6°F (2°C). Snap pressure: Full flow when downstream pressure reaches 50% of the inlet pressure.

Ordering Information:

Solenoid type only

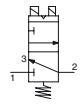
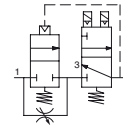


P31, P32, P33 SERIES

Safety Exhaust Valves

P33D & P33T Safety Exhaust Valves

- Easy electrical interface with M12 connectors to safety circuit
- External monitoring provides a cost and space saving advantage
- Solid state pressure sensors provide accurate, fast fault detection
- Quick visual LED indicators on the front of the valve
- Superior seated seal design for longer life
- Safety exhaust outlet is no-maintenance and non-clog by design
- Suitable for stand alone use or modular mounting to P32 or P33 FRL assembly
- High B10 life value
- Fast exhaust times allow for smaller machine footprint



(optional soft start)

Operating Information

Operating pressure:	30 to 150 PSIG (2 to 10 bar)
Minimum operating pressure:	30 PSIG (2 bar)
Ambient temperature:	40° to 120°F (4° to 50°C)
Recommended filtration:	40µ
Operating medium:	Compressed air
Ingress protection class:	IP65
B10 (mio):	10 million switching cycles
B10 d (mio):	20 million switching cycles
Allowable discordance:	50ms
Flow media:	Compresses air to ISO 8573-1 Class 7:4:4
Weight lbs (kg):	6.5 (2.9) with soft start 4.2 (1.9) without soft start

* The soft start opens to full flow at approximately 60% of input pressure.

Note:

P33*B16AAEN as general use for relay
 P33*B16ABEN uses with Rockwell
 P33*B16CAEN uses with Siemens
 P33*B16CCEN uses with Siemens
 P33*B16DCEN uses with Rockwell & Turck

Ordering Information:

P3	3	T	B	1	6	A	B	E	N
Series Standard P3	Global Standard 3	Type Safety Redundant (no soft start) D Safety Redundant (c/w soft start) T	Design Current B	Thread Type BSPP 1	Port Size 3/4" ¹ 6	Output for Solenoid, M12 Connector Pin 2 & 4, Common 3 A 3 & 4 C 2 & 4 D	Output for Sensors, M12 Connector Pin 1 & 2, 1 & 4, Common 3 A 1 & 2, 5 & 4, Common 3 B 5 & 2, 1 & 4, Common 3 C	Sensor Monitoring External E	Gauge ² No Gauge N

Notes:

1. For 1/2" connections use 1/2" port blocks on standard 3/4" housing.
2. Safety valve supplied with 1/8" gauge port.

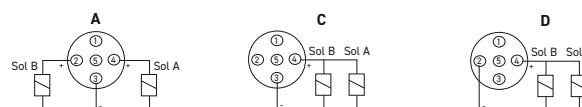
Most Popular

General Technical Data	
Valve type	Externally monitored, redundant, dual poppet
Soft start	Optional
Valve function	3/2 way, normally closed
Housing material	Cast aluminum
Seals	NBR
Fasteners	Stainless steel / brass
Silencer	Steel, non clog safety design

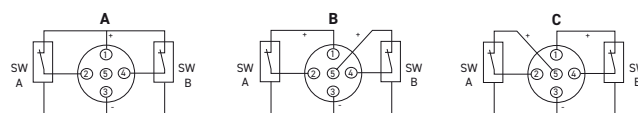
Electrical Specifications	
Operating voltage	24V DC
Electrical connection	Two M12 connectors
Switching time 1-2 (ms)	23.3
Switching time 2-3 (ms)	42.7
Duty cycle (%)	100 %
Operating voltage (DC)	21.6 to 26.4
Nominal power per solenoid coil at 24V DC (W) +/- 10% per pressure sensor at 24V DC	2 W 0.55 W

Mounting Hardware		
Body Connector	P32KA00CB	
T-Bracket w / Body Connector	P32KA00MT	
T-Bracket (fits to body connector or port block)	P32KA00MB	
Port Block Kits (includes two)	1/2" NPT	P32KA94CP
	1/2" BSPP	P32KA14CP
	3/4" NPT	P32KA96CP
	3/4" BSPP	P32KA16CP

Solenoid M12 Pinouts



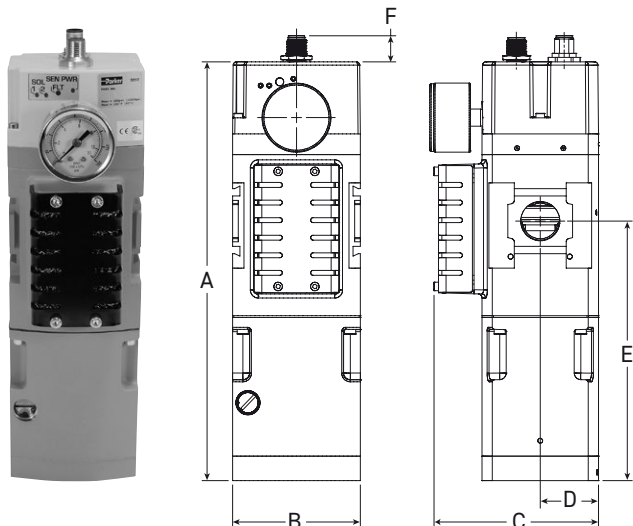
Pressure Sensor M12 Pinouts



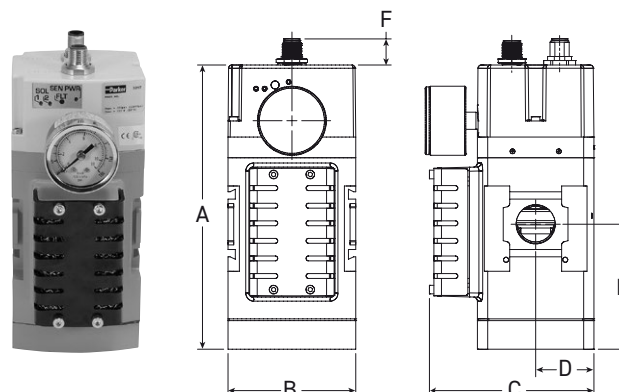
In accordance with EN ISO 13849-1 this safety valve is suitable for use up to Category 4, Ple, sil 3. Certified to cCSAus and bears the CE mark.

A product Integration Guide is available to help connect your logic controller to the Parker Safety Exhaust Valve under the Product Support tab at www.parker.com/pdn/safetyvalve

Externally Monitored (with Soft Start)



Externally Monitored (No Soft Start)



Dimensions inches (mm)

	Ports	Standard nominal flow rate		A	B	C	D	E	F
		1 → 2 L/min (SCFM)*	2 → 3 L/min (SCFM)*						
Externally Monitored with soft start	3/4"	4,100 (145)	7,500 (265)	10.31 (261.9)	3.15 (80)	4.30 (109.3)	1.44 (36.5)	6.39 (162.3)	0.64 (16.3)
Externally Monitored no soft start	3/4"	4,300 (152)	7,500 (265)	7.03 (178.7)	3.15 (80)	4.30 (109.3)	1.44 (36.5)	3.11 (79.0)	0.64 (16.3)

* Standard nominal flow rate is based on 6 bar input pressure with $\Delta P = 1$ bar

Most Popular

Safety Exhaust Valve Function

When applications demand a safe environment you can count on safety valves from Parker Hannifin. The P33 family of safety exhaust valves are 3/2 normally closed valves designed to rapidly exhaust compressed air in the event of a fault condition and to provide monitored coverage ensuring safe function. The P33 is available in two distinct styles, internally* or externally monitored. The valve is suitable for use up to Category 4, performance level e. Monitoring is achieved externally via a two channel system connected to a safety interface device. Both valves are available with an adjustable soft start and high flow exhaust to shut your equipment down faster when needed. LED's provide clear status of main solenoid operation, sensor power and fault condition for quick visual reference.


Externally Monitored Valve, Faults and Resets

The externally monitored valve has the monitoring done via a PLC or relay which offers a size and cost advantage over internally monitored valves. The integration of a safety interface into the PLC or relay will help determine the achievable category and performance level of the control system. Customers are required to provide the logic function via the safety device. The valve will lock-out to the "safe state" if asynchronous movement of the valve elements occur which will be detected by solid state pressure sensors. To achieve the proper safety rating, the safety PLC or relay must monitor the solid state pressure sensors to ensure they are not in different states for more than 150ms. If the sensors are in different states for longer than 150ms then the programming logic must shut off power to the solenoids and consider it a fault condition. If during operation the externally monitored P33 enters a fault condition the valve will shut off. A separate reset signal must be incorporated into the logic sequence to avoid automatic restart of the valve. The safety exhaust valves are not for use with clutch or brake applications and are designed for use in conjunction with a safety relay or safety PLC for safe monitoring and fault detection.

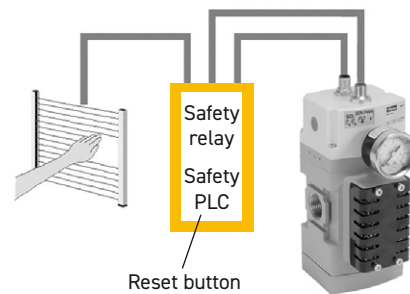
Achieving Desired Performance Level **

The category and performance level (PLr) needed for your machine is determined by a risk assessment of the machinery design and application based on EN ISO 13849-1. The Parker P33 safety valve is designed for those applications requiring a PL of d or e. Please note these levels require other aspects of the system to meet these requirements. As a guide: you can achieve a Cat 4 PL e system by integrating monitoring via a programmable safety rated device. Because the P33 is a mechanical fail-safe device, the monitoring could also be done via a standard PLC and still attain as high as a PL d rating.

Cat 3, PL d

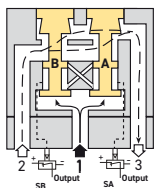


Cat 4, PL e



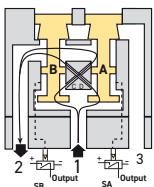
* For information on internally monitored safety valves reference Bulletin 0700-B13.

** An integration guide is available to provide further information on connecting the safety valve product to achieve the desired performance level. Please consult Parker and the standard EN ISO 13849-1 for more information.



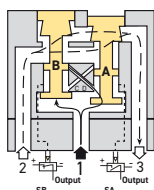
Conditions at Start

The Safety exhaust valve starts with inlet 1 closed to outlet 2 by both valve elements A and B. Outlet 2 is open to exhaust 3. Pressure signals at both sensors SA and SB are exhausted and contacts 1 and 2 of sensors SA and SB are connected. The normally closed sensors both provide voltage feedback signals to the external monitoring system.



Normal Operation

During normal operation the two solenoids are simultaneously energized which actuates both pilots and causes valve elements A and B to shift. Inlet 1 is then connected to outlet 2 via crossflow passages C and D. Exhaust 3 is closed. Sensing pressure signals go to each pressure sensor and become equal to inlet pressure. Both sensors contacts open and no voltage signals are provided to the external monitoring system. This indicates that both sides of the valve actuated as expected.



Detecting a Malfunction

A malfunction in the system or the valve itself could cause one valve element to be open and the other closed. Air then flows past the inlet poppet on valve element A, into crossflow passage D, but is substantially blocked by the spool portion of element B. The large size of the open exhaust passage past element B keeps the pressure at the outlet port below 2% of inlet pressure. Full sensing air pressure from side A goes to sensor SA, and a reduced pressure signal goes to sensor SB. This full pressure signal causes SA to open. Sensor SB, with a reduced pressure signal, does not open. An external monitoring system can detect the malfunction by monitoring the outputs of the SA and SB sensors. The external monitor system must then react accordingly by shutting down the power to the valve solenoids and any other components deemed necessary to stop the machine.

Machinery Directive - Overview

The Machinery Directives' goal is to protect people and the environment from accidents caused from all types of machinery. Based on the standard EN 13849 [safety of machines; safety-related parts of control systems] these standards build the procedure to assess safety-related control systems.

Required Performance Level (PLr) based on a risk assessment are now commonly used to determine the safety level required for the controls system, for the application of machinery.

Performance Level (PL) based on the original B, 1,2,3,4 safety categories, diagnostic capabilities, Mean time to dangerous failure (MTTFd), and common cause failure (CCF), define safety levels of a given safety function. This ensures that safety is not just focused on component reliability, but instead introduces common sense safety principles such as redundancy, diversity, and fail-safe behavior of safety related control parts.

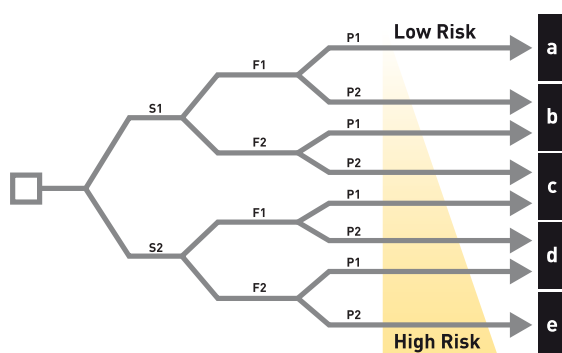
The new EN 13849 standards of the Machinery Directive dictates the machine is safe when the Performance Level of the safety control circuit is equal to or greater than the Required Performance Level of the application. When determining the required performance level, the greater the risk, the higher the requirements of the control system.

$$PLr < PL$$

$$=$$

Determining PLr According to EN 13849-1

The level of each hazardous situation is classified in five Performance levels from a to e. With PL a the control functions contribution to risk reduction is low, while at PL e it is high. The risk graph above can be used as a guideline to determine the required performance level PLr for safety function.



Risk Parameters

(S) Severity of injury

- S1 Slight (normally reversible injury)
- S2 Serious (normally irreversible injury, or death)

(F) Frequency and / or duration of exposure to hazard

- F1 Seldom to less often and / or brief
- F2 Frequent to continuous and / or long

(P) Possibility of avoiding the hazard

- P1 Possibility of avoiding the hazard
- P2 Scarcely ever possible

Determining PL According to EN 13849-1

Determining the MTTF_d = Mean Time To Dangerous Failure

Determining the PL = Performance Level	Determining the MTTF _d = Mean Time To Dangerous Failure						Determining the SIL = Safety Integrity Level
	DC < 60% None	DC < 60% None	60% ≤ DC < 90% Low	90% ≤ DC < 99% Medium	60% ≤ DC < 90% Low	90% ≤ DC < 99% Medium	
a							10 ⁻⁵ ≤ PFH _d < 10 ⁻⁴
b							3 X 10 ⁻⁴ ≤ PFH _d < 10 ⁻³
c							10 ⁻⁴ ≤ PFH _d < 3 X 10 ⁻⁴
d							10 ⁻⁷ ≤ PFH _d < 10 ⁻⁶
e							10 ⁻⁸ ≤ PFH _d < 10 ⁻⁷
	Cat. B	Cat. 1	Cat. 2	Cat. 3	Cat. 4		
	CCF not relevant		CCF ≥ 65%				

Categories Defined by EN 13849-1

Category	Summary
Category B	When a fault occurs it can lead to the loss of the safety function.
Category 1	Same that Category B, but loss of the safety function is less likely thanks to a good MTTF _d of each channel.
Category 2	System behavior allow that the occurrence of a fault can lead to the loss of the safety function between the checks; the loss of the safety function is detected by the check.
Category 3	A single fault in any of safety related parts does not lead to the loss of the safety function. Whenever reasonably possible the single fault shall be detected at or before the next demand upon the safety function. (Means redundancy)
Category 4	Same as Category 3, but if detection of single fault is not possible on or before the next demand upon the safety, an accumulation of these undetected faults shall not lead to the loss of the safety function. (Means redundancy & check)

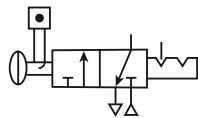
P31, P32, P33 SERIES

Accessories - Ball Valves

The Ball / Lockout Valve shuts off downstream line pressure in the closed position with a 90° turn of the handle. In the closed position, inlet air pressure is blocked and downstream / system air is exhausted through a threaded port. To prevent unauthorized adjustment, the padlock slide may be assembled on either side. It is recommended that this slide is installed after final system assembly.

The Safety Lockout valves conform to OSHA #29 CFR part 1910 – control of hazardous energy source (lockout / tagout).

Note: This padlock slide is a permanent assembly and may not be removed later, any unauthorized tampering will void any warranty claims. The valve can only be locked in the closed position.



Operating Information:

Model Type	Port Size	Exhaust Port	Flow scfm (dm ³ /s, ANR)	Modular Ball Valve Flow from Left to Right
P31	1/4"	1/4"	42.4 (20)	P31VB12LBNN
P32	3/8"	1/4"	190.7 (90)	P32VB13LBNN
	1/2"	1/4"	258.5 (122)	P32VB14LBNN
P33	1/2"	1/2"	561.5 (265)	P33VB14LBNN
	3/4"	1/2"	678 (320)	P33VB16LBNN

* Lockout tab and muffler supplied with unit.
For thread type: NPT 9



Operating Information

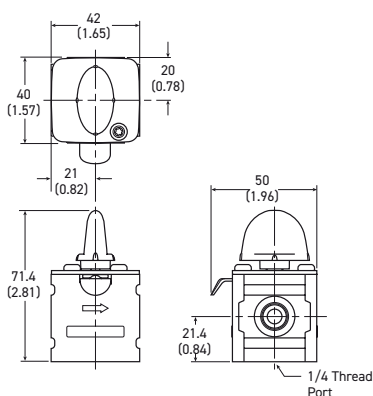
Operating temperature:	-40°C to 80°C (-40°F to 176°F)	
Pressure supply (max):	250 psig (17 bar)	
Port size:	BSP / NPT	
	1/4, 3/8, 1/2, 3/4	
Weight:	P31	0.33 lbs (0.15 kg)
	P32	0.79 lbs (0.36 kg)
	P33	1.21 lbs (0.55 kg)

Material Specifications

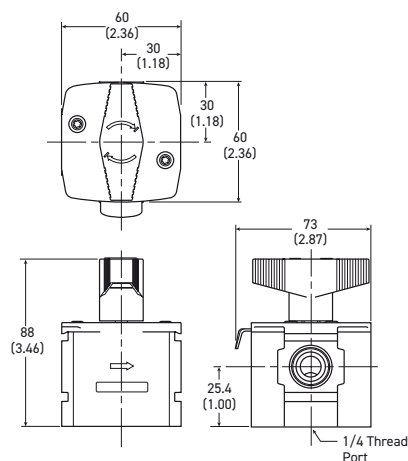
Body	Aluminum
Seals	PTFE
Ball	Stainless Steel
Lockout Tab	Zinc Plated Steel
Screw	Zinc Plated Steel

Dimensions mm (inches)

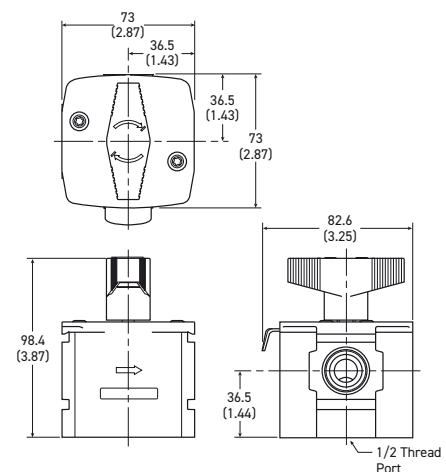
P31



P32



P33



Most Popular

P31, P32, P33 SERIES

Accessories - Manifolds



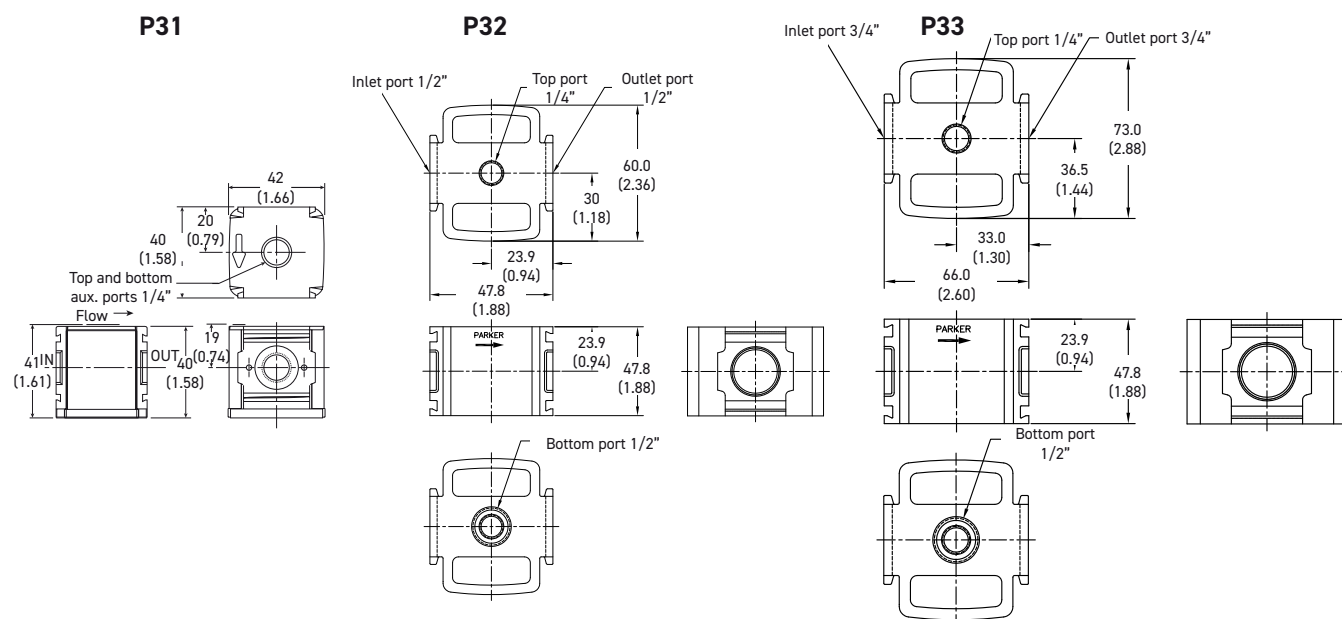
Manifold Blocks

Model Type	In / Out Port Size	Auxiliary Port Size Top	Auxiliary Port Size Bottom	Thread Type	Order Code
P31	1/4"	1/4"	1/4"	BSPP	P31MA12022N
P32	1/2"	1/4"	1/2"	BSPP	P32MA14024N
P33	3/4"	1/4"	1/2"	BSPP	P33MA16024N

For thread type: NPT 9

Most Popular

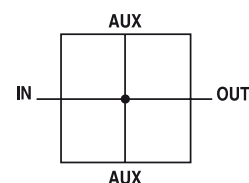
Manifold Block - Dimensions



Branch Blocks					
Body	1/2"	1/4"	1/4"	BSPP	P32MD14022N
Body	1/4"	1/4"	1/4"	BSPP	P32MD12022N
Materials of Construction					
Body	Aluminum				
Specifications					
Max Operating Temperature	65.5°C (150°F)				
Max Supply Pressure	20.7 bar (300 psi)				
Weight	0.14 kg (0.31 lbs)				
Flow Capacity					
1/4"	66 dm ³ /s (140 scfm)				
1/2"	189 dm ³ /s (400 scfm)				
3/4"	305 dm ³ /s (646 scfm)				

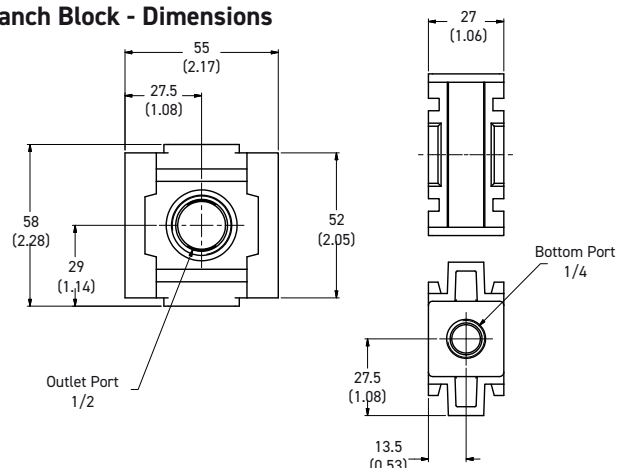
Features

- Available in 1/4, 1/2 & 3/4 threaded inlet / outlet ports
- Two additional top and bottom auxiliary ports standard
- Can be mounted anywhere in the FRL system
- Flow capacity: 1/4 66 dm³/s, 1/2 189 dm³/s, 3/4 305 dm³/s



Materials of Construction	
Body	Aluminum
Specifications	
Max Operating Temperature	65.5°C (150°F)
Max Supply Pressure	20.7 bar (300 psi)
Weight	P31: 0.19 kg (0.42 lbs) P32: 0.30 kg (0.66 lbs) P33: 0.34 kg (0.75 lbs)

Branch Block - Dimensions



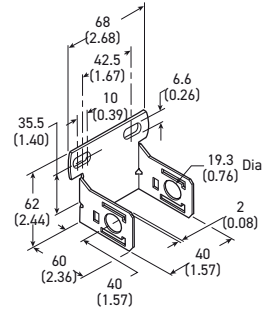
P31, P32, P33 SERIES

Accessories - P31 Series

C-Bracket

(Fits to filter and lubricator body)

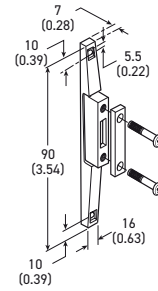
P31KA00MW



T-Bracket w/ Body Connector

(O-ring not shown)

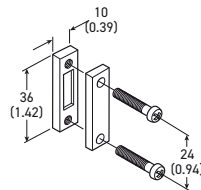
P31KA00MT



Body Connector

(O-ring not shown)

P31KA00CB



Port Block Kit

(O-ring not shown)

1/8 NPT	P31KA91CP	1/8 BSPT	P31KA21CP
1/4 NPT	P31KA92CP	1/4 BSPT	P31KA22CP
3/8 NPT	P31KA93CP	3/8 BSPT	P31KA23CP
1/8 BSPP	P31KA11CP		
1/4 BSPP	P31KA12CP		
3/8 BSPP	P31KA13CP		



Port Block Kit w/ T-Bracket

(O-ring not shown)

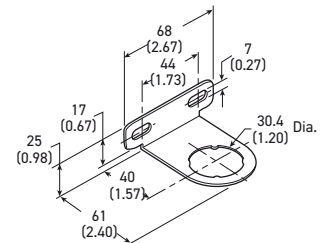
1/8 NPT	P31KA91CN	1/8 BSPT	P31KA21CN
1/4 NPT	P31KA92CN	1/4 BSPT	P31KA22CN
3/8 NPT	P31KA93CN	3/8 BSPT	P31KA23CN
1/8 BSPP	P31KA11CN		
1/4 BSPP	P31KA12CN		
3/8 BSPP	P31KA13CN		



Angle Bracket

(Fits to regulator and filter/regulator body)

P31KB00MR



Extended air ports sizes by adding end port blocks or for converting from BSPP body threaded to NPT or BSPT.

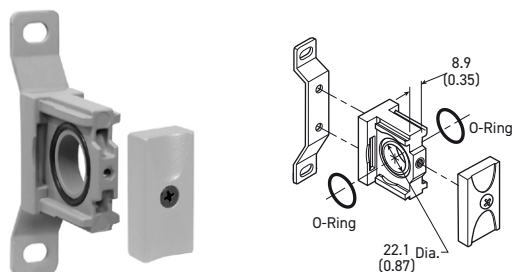
Most Popular

P31, P32, P33 SERIES

Accessories - P32 Series

T-Bracket w/ Body Connector

P32KA00MT



Body Connector

P32KA00CB



Mixity between sizes P32 and P33 by using same mountings.

Port Block Kit

1/4 NPT	P32KA92CP	1/4 BSPT	P32KA22CP
3/8 NPT	P32KA93CP	3/8 BSPT	P32KA23CP
1/2 NPT	P32KA94CP	1/2 BSPT	P32KA24CP
3/4 NPT	P32KA96CP	3/4 BSPT	P32KA26CP
1/4 BSPP	P32KA12CP		
3/8 BSPP	P32KA13CP		
1/2 BSPP	P32KA14CP		
3/4 BSPP	P32KA16CP		

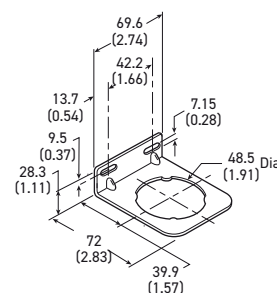


Extended air ports sizes by adding end port blocks or for converting from BSPP body threaded to NPT or BSPT.

Angle Bracket

(Fits to regulator and filter/regulator bonnet)

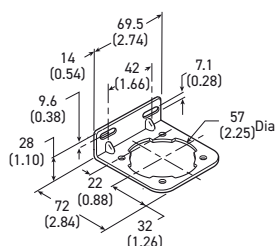
P32KB00MR



L-Bracket

(Fits to filter and lubricator body)

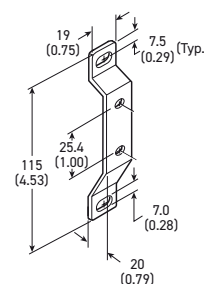
P32KA00ML



T-Bracket

(fits to body connector or port block)

P32KA00MB



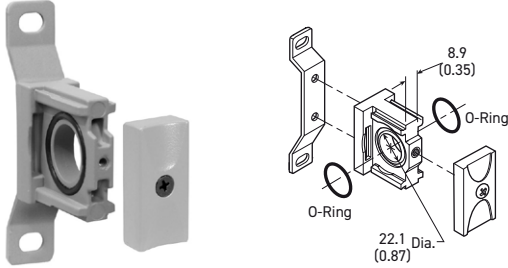
Most Popular

P31, P32, P33 SERIES

Accessories - P33 Series

T-Bracket w/ Body Connector

P32KA00MT



Body Connector

P32KA00CB



Mixity between sizes P32 and P33 by using same mountings.

Port Block Kit

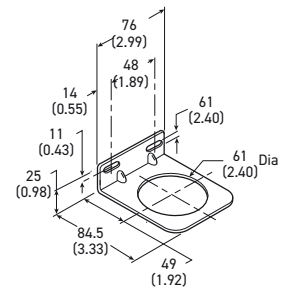
1/4 NPT	P32KA92CP	1/4 BSPT	P32KA22CP
3/8 NPT	P32KA93CP	3/8 BSPT	P32KA23CP
1/2 NPT	P32KA94CP	1/2 BSPT	P32KA24CP
3/4 NPT	P32KA96CP	3/4 BSPT	P32KA26CP
1/4 BSPP	P32KA12CP		
3/8 BSPP	P32KA13CP		
1/2 BSPP	P32KA14CP		
3/4 BSPP	P32KA16CP		



Angle Bracket

(Fits to regulator and filter/regulator bonnet)

P33KA00MR

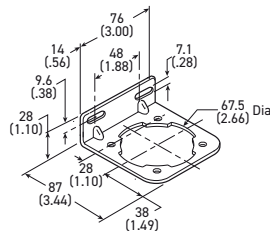


Extended air ports sizes by adding end port blocks or for converting from BSPP body threaded to NPT or BSPT.

L-Bracket

(Fits to filter and lubricator body)

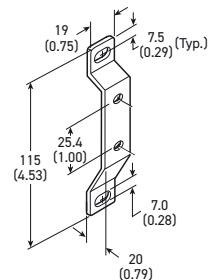
P33KA00ML



T-Bracket

(fits to body connector or port block)












P32KA00MB



Most Popular

P31, P32, P33 SERIES









Accessories

Series	Description	Part Number	
P31 P32 P33	Panel Mount Nut (Plastic)	P31KA00MP P32KA00MP P33KA00MP	
P31 P32 P33	Panel Mount Nut (Aluminum)	P31KA00MM P32KA00MM P33KA00MM	
P31 P32 P33	5 μ Element Kit	P31KA00ESE P32KA00ESE P33KA00ESE	
P31 P32 P33	1 μ Element Kit	P31KA00ES9 P32KA00ES9 P33KA00ES9	
P31 P32 P33	0.01 μ Element Kit	P31KA00ESC P32KA00ESC P33KA00ESC	
P31 P32 P33	Adsorber Element Kit	P31KA00ESA P32KA00ESA P33KA00ESA	
P32 / P33	Auto Drain Kit	P32KA00DA	
P32 / P33	Differential Pressure Indicator Kit	P32KA00RQ	
P31 / P32 / P33	Drip Control Assembly Kit	P32KA00PH	
P31 P32 / P33	Fill Plug Kit	P31KA00PL P32KA00PL	
P31 P32 P33	Lubricator - Plastic Bowl w/ Bowl Guard No Drain	P31KB00BGN P32KB00BGN P33KA00BGN	

Most Popular

P31, P32, P33 SERIES

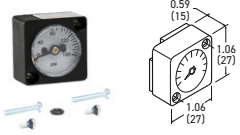
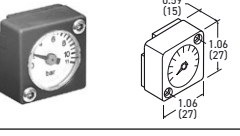

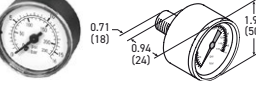


Accessories

Series	Description	Part Number	
P31 P32 P33	Lubricator - Metal Bowl w/o Sight Gauge No Drain	P31KB00BMN P32KB00BMN P33KA00BMN	
P32 P33	Lubricator - Metal Bowl w/ Sight Gauge No Drain	P32KB00BSN P33KA00BSN	
P31 P32 P33	Metal Bowl w/o Sight Gauge & Manual Drain	P31KB00BMM P32KB00BMM P33KA00BMM	
P31	Metal Bowl w/o Sight Gauge & Pulse Drain	P31KB00BMB	
P32 P33	Metal Bowl w/o Sight Gauge & Auto Drain	P32KB00BMA P33KA00BMA	
P32 P33	Metal Bowl w/ Sight Gauge & Manual Drain	P32KB00BSM P33KA00BSM	
P32 P33	Metal Bowl w/ Sight Gauge & Auto Drain	P32KB00BSA P33KA00BSA	
P31 P32 P33	Plastic Bowl w/ Bowl Guard & Manual Drain	P31KB00BGM P32KB00BGM P33KA00BGM	
P31	Plastic Bowl w/ Bowl Guard & Pulse Drain	P31KB00BGB	
P32 P33	Plastic Bowl w/ Bowl Guard & Auto Drain	P32KB00BGA P33KA00BGA	

Most Popular

P31, P32, P33 SERIES

Accessories

Series	Description	Connection	Part Number	
P31 For P31 with gauge air gauge M2.5	Square Flush Mounting Gauge Kit	0-60 psig 0-160 psig 0-290 psig 0-4 bar 0-11 bar 0-20 bar	P31KA060XB P31KA160XB P31KA290XB P31KA04BXB P31KA11BXB P31KA20BXB	
P31 For P31 with gauge air port 1/8	Square Flush Mounting Gauge Kit	0-60 psig 0-160 psig 0-4 bar 0-11 bar	K4511SCR060 K4511SCR160 K4511SCR04B K4511SCR11B	
P32/P33	MPS-34 Digital Sensor Cable Air Port Gauge	0-10 bar / PNP with 4-20mA / M8 4 Pin M8 4 Pin 2 meter M8 4 Pin 5 meter Adaptor 1/8BSP to 1/4BSP	MPS-P34G-PCI CB-M8-4P-2M-PUR CB-M8-4P-5M-PUR 01781310	
P32 / P33	50mm Round Gauge	0-60 psig / 0-4 bar 1/4" 0-160 psig / 0-10 bar 1/4" 0-300 psig / 0-20 bar 1/4"	P6G-ERB2040 P6G-ERB2110 P6G-ERB2200	
P31 P32 P33	Body Connector O-ring (Replacement kit) (Pack of 10)		P31KA00CY P32KA00CY P33KA00CY	
P31 P32	Tamperproof Lockable Kit		P31KB00AL P32KB00AL	

Most Popular

P31, P32, P33 SERIES

Accessories

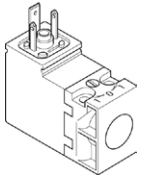
Solenoid Operators - CNOMO

Solenoid Operators, Coil Combinations

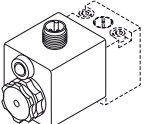
	NC Normal Operator with 22 x 30 standard coil	2.5W Normal Operator with 30 x 30 standard coil
Working pressure	0 to 10 bar	0 to 10 bar
Ambient temperature	-10°C to 60°C *	-10°C to 60°C *
Power (DC)	4.8W	2.5W
Power (AC)	8.5VA	4.9VA
Voltage tolerance	+/-10%	+/-10%
Duty cycle	100%	100%
Insulation class	F	F
Electric connection	B Industrial	DIN 43650A
Protection	IP65	IP65
Working media	All neutral media such as compressed air	

* Limited to 50°C if use with 100% duty cycle

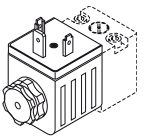
P31 Series only - Solenoid coils 15mm NC

	Voltage	Order code Override, blue, Non-Locking Flush	Weight (kg)
	24VDC	P2E-KV32C1	0.038
	115VAC 50Hz / 120VAC 60Hz	P2E-KV31F1	0.038

Solenoid Coils with M12 Connection

	Voltage	Part Number	Weight (kg)
	Direct current		
	24VDC	P2FC6449	0.065

Solenoid Coils with DIN A or Industrial B Connection

	Voltage	22mm x 30mm Part Number B Industrial Standard	Weight (kg)	30mm x 30mm Part Number DIN 43650A Standard	Weight (kg)
	Direct current				
	24VDC	P2FCB449	0.093	P2FCA449	0.105
	Alternative current				
	110V 50Hz, 120V 60Hz	P2FCB453	0.093	P2FCA453	0.105

Most Popular

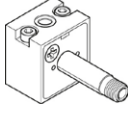
Transients

Interrupting the current through the solenoid coil produces momentary voltage peaks which, under unfavorable conditions, can amount to several hundred times the rated operating voltage. Normally, these transients do not cause problems, but to achieve the Maximum life of relays in the circuit (and particularly of transistors, thyristors and integrated circuits) it is desirable to provide protection by means of voltage-dependent resistors (varistors). All connectors/cable plugs EN175301-803 with LED's include this type of circuit protection.

Materials




Pilot Valve	
Body:	Polyamide
Armature tube:	Brass
Plunger & core:	Corrosion resistant Cr-Ni steel
Seals:	Fluorocarbon
Screws:	Stainless steel
Coil	
Encapsulation material:	Thermoplastic as standard Duroplast for M12 connection

Spare Base Solenoid Pilot Operator CNOMO NC

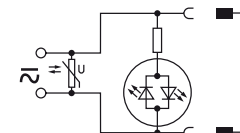
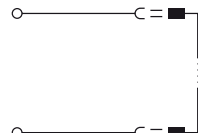
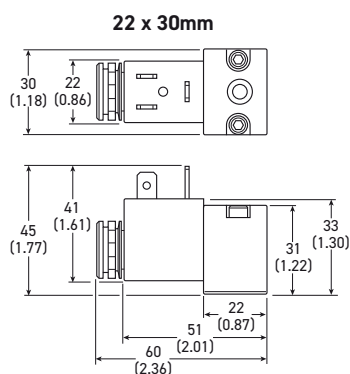
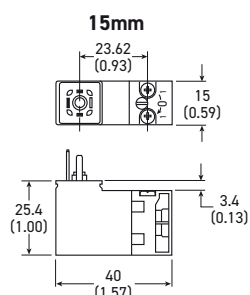
	Description	Part Number Non-Lock Manual Override	Weight (kg)
	Standard Duty	P2FP23N4B	0.065
	No Override	P2FP23N4A	0.065

Note: Solenoid pilot operators are fitted to the Global range. Order the above part numbers for spares. The operators are supplied with mounting screws and interface 'O' rings. Coils and connectors must be ordered separately.

Solenoid Connectors / Cable Plugs EN175301-803

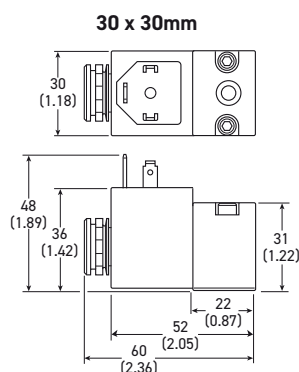
		Description	Order code	Order code	Order code
			15mm Form C ISO15217	22mm Form B Industrial	30mm Form A ISO4400
With large headed screw suitable for mounting in inaccessible or recess position		Standard IP65	P8C-C		
		24V DC LED and protection IP65	P8C-C26C		
		110V AC LED and protection IP65	P8C-C21E		
With standard screw		Standard IP65 without flying lead	P8C-D	3EV10V10	3EV290V10
		With LED and protection 24V AC/DC	P8C-D26C	3EV10V20-24	3EV290V20-24
		With LED and protection 110V AC	P8C-D21E	3EV10V20-110	3EV290V20-110
		With LED and protection 230V AC		3EV10V20-230	3EV290V20-230
With cable		Standard with 2m cable IP65	P8L-C2		
		Standard with 5m cable IP65	P8L-C5		
		24V AC/DC, 2m cable LED and protection IP65	P8L-C226C		
		24V AC/DC, 5m cable LED and protection IP65	P8L-C526C	3EV10V20-24L5	3EV290V20-24L5
		24V AC/DC, 10m cable LED and protection IP65	P8L-CA26C		
		110V AC/DC, 2m cable LED and protection IP65	P8L-C221E		
		110V AC/DC, 5m cable LED and protection IP65	P8L-C521E	3EV10V20-110L5	3EV290V20-110L5
		230V AC, 5m cable LED and protection IP65		3EV10V20-230L5	3EV290V20-230L5

Solenoid Coil & Cable Plug Dimensions (mm)

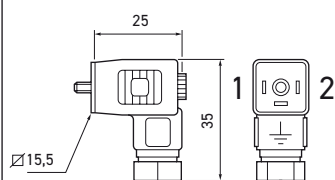


P8C-C
P8C-D
P8L-C2
P8L-C5
3EV10V10

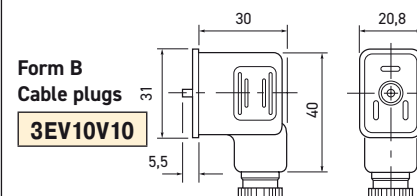
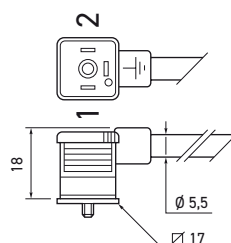
P8C-D26C	P8L-C226C
P8C-D21E	P8L-C526C
P8C-C26C	P8L-CA26C
P8C-C21E	P8L-C221E
	P8L-C521E
3EV10V20-24	3EV10V20-24L5
3EV10V20-110	3EV10V20-110L5
3EV10V20-230	3EV10V20-230L5

Form C
Cable plugs

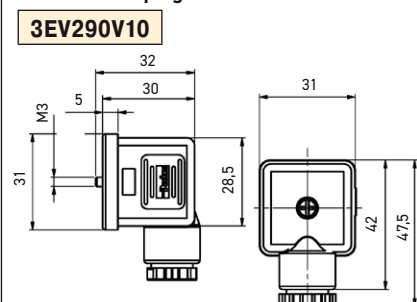
P8C-C
P8C-C26C
P8C-C21E
P8C-D
P8C-D26C
P8C-D21E

Form C
Cable plugs

P8L-C2
P8L-C5
P8L-C226C
P8L-C526C
P8L-CA26C
P8L-C221E
P8L-C521E



Form A Cable plugs



Most Popular

P3Y SERIES

Features


P3Y System

The P3Y system allows units to be connected together without the use of pipe connectors. This saves space, provides constant mounting centers, and maintains a modern aesthetically pleasing appearance.

The P3Y filters are specially designed to efficiently filter out rust, dirt, moisture and other impurities from compressed air lines. Operation is fully automatic with a minimum of pressure drop. Coalescing filters and adsorber filters for high purity air are also included in the P3Y series.

The P3Y regulators are designed to provide quick response and accurate pressure regulation for the most demanding hi-flow industrial applications.

The rolling diaphragm was designed for long trouble-free operation and will not rupture or tear under high cycle or demanding applications. The P3Y mist lubricators are designed to provide lubrication for many general purpose applications.

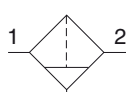


P3Y SERIES

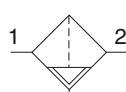
Particulate Filter

P3Y Particulate Filter - Large

- Integral 3/4" or 1" ports (NPT & BSPP)
- High efficiency particulate element as standard
- Excellent water removal efficiency
- Robust but lightweight Aluminum construction
- Low temperature -40°C (-40°F) with combined manual / semi-auto drain as standard



Manual drain



Auto drain

Port Size	Description	Part Number
3/4"	Combined Manual /Semi-Auto Drain	P3YFA16ESCN
3/4"	Auto Drain	P3YFA16ESAN
1"	Combined Manual /Semi Auto Drain	P3YFA18ESCN
1"	Auto Drain	P3YFA18ESAN



Operating Information

Supply pressure (max)*:	254 psig (17.5 bar)
Operating temperature:	
Auto drain	14°F to 140°F (-10°C to 60°C)
Combined drain	-40°F to 140°F (-40°C to 60°C)
Standard filtration	5 micron
Manual / semi-auto drain:	Closed at 11.6 psig (0.8 bar) G1/8 thread male
Auto drain bowl pressure:	Closed at 11.6 psig (0.8 bar)
Bowl capacity:	4.4 US oz. (130 cm ³)
Standard filtration:	5 micron
Flow capacity†:	3/4" 170 scfm (80.2 dm ³ /s, ANR)
	1" 170 scfm (80.2 dm ³ /s, ANR)
Fluid:	Compressed air
Weight:	1.98 lb (0.9 kg)
† Inlet pressure 91.4 psig (6.3 bar) inlet pressure and 7.3 psig (0.5 bar) pressure drop.	
* Air supply must be dry enough to avoid ice formation at temperatures below 35.6°F (2°C).	

Air quality: Within ISO 8573-1: 2010 Class 6 and 7 (Particulates)

Ordering Information:

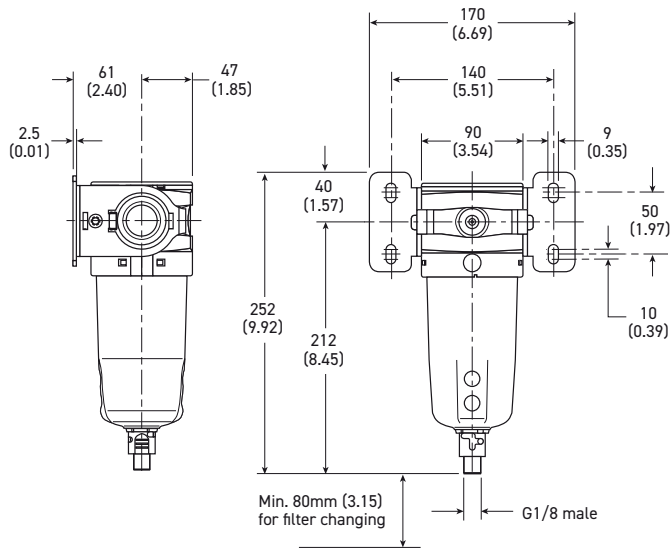
P3YFA		1	8	E	SC	N
Basic Series	Filter	Thread Type*	Port Size	Element	Drain Type	
P3YFA		BSPP	3/4 6	E 5 micron	SC	Combined Manual / Semi-Auto Drain
		NPT	1 8		SA	Auto drain

* **Note:** For 1-1/2" ported unit, please order P3YKA*BCP port block kit separately.

Most Popular

Material Specifications	
Body	Aluminum
Sight glass and bowl	Polypropylene
Body cover	ABS
Element	Sintered P.E.
Seals	Nitrile NBR
Manual / semi-auto drain	Acetal
Automatic drain	PA / Ø 10mm brass connection

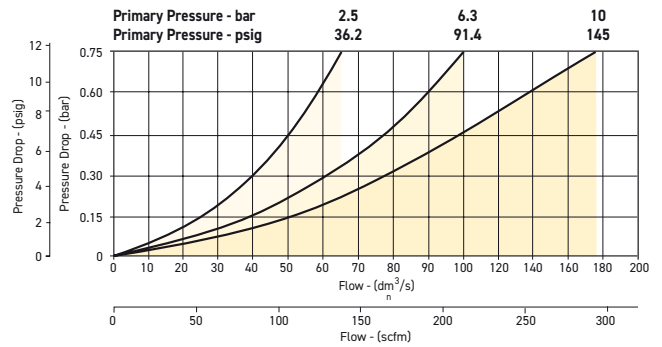
Repair and Service Kits	
5 micron element kit	P3YKA00ESE
30 micron element kit	P3YKA00ESG
Bowl kit with combined manual / semi auto drain	P3YKA00BSC
Bowl kit with auto drain	P3YKA00BSA



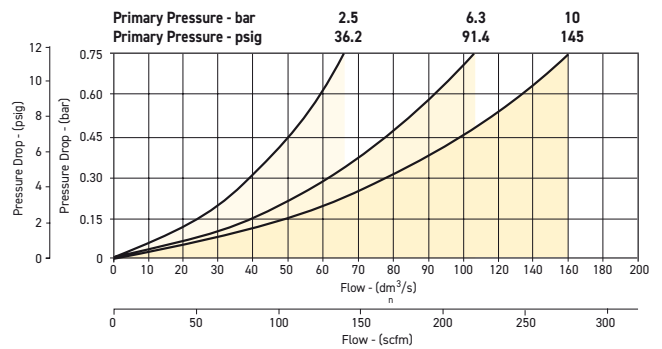
mm (Inches)

Flow Characteristics

(3/4") Filter 5 micron



(1") Filter 5 micron



Most Popular

P3Y SERIES

Coalescing Filter

P3Y Coalescing and Adsorber Filters - Large

- Extended high efficiency filter element provides greater filtration surface area.
- Integral 3/4" or 1" ports (BSPP & NPT)
- Removes liquid aerosols and sub micron particles
- Oil free air for critical applications, such as air gauging, pneumatic instrumentation and control
- Adsorber activated carbon element removes oil vapors and most hydrocarbons
- Robust but lightweight aluminum construction

Notes: To optimize the life of the coalescing element, it is advisable to install a P3YFA pre-filter with a 5 micron element upstream of the coalescing filter.
To optimize the life of the adsorber element, it is advisable to install a P3Y coalescing 0.01 micron filter upstream of the adsorber filter.

Port Size	Description	Part Number
3/4"	Coalescing Filter 0.01 micron, Combined Manual / Semi-Auto Drain	P3YFA16DSCN
3/4"	Coalescing Filter 0.01 micron, Auto Drain	P3YFA16DSAN
1"	Coalescing Filter 0.01 micron, Combined Manual / Semi-Auto Drain	P3YFA18DSCN
1"	Coalescing Filter 0.01 micron, Auto Drain	P3YFA18DSAN



Operating Information

Supply pressure (max)*:	254 psig (17.5 bar)
Operating temperature:	14°F to 140°F (-10°C to 60°C)
Manual / auto drain:	Closed at 11.6 psig (0.8 bar) G1/8 thread male
Media specifications:	1 micron <0.5mg/m ³ at 21°C 0.01 micron <0.008mg/m ³ at 21°C adsorber <0.003mg/m ³ at 21°C
Bowl capacity:	4.4 US oz. (130 cm ³)
Standard filtration:	0.01 micron
Flow capacity†:	3/4" 1.0 micron coalescing 290 scfm (137 dm ³ /s, ANR) 1" 1.0 micron coalescing 307 scfm (145 dm ³ /s, ANR) 3/4" 0.01 micron coalescing 275 (177 dm ³ /s, ANR) 1" 0.01 micron coalescing 307 (145 dm ³ /s, ANR) 3/4" Activated carbon adsorber 275 (177 dm ³ /s, ANR) 1" Activated carbon adsorber 307 (145 dm ³ /s, ANR)
Fluid:	Compressed air
Weight:	3.5 lb (1.6 kg)
†	Inlet pressure 91.4 psig (6.3 bar) inlet pressure and 7.3 psig (0.5 bar) pressure drop.
*	Air supply must be dry enough to avoid ice formation at temperatures below 35.6°F (2°C).

Air quality:ISO 8573-1:2010: 0.01µm closes to Class 1 for maximum particle size and concentration of solid contaminants, and closes to Class 1 on maximum oil content (ppm/wt). Within ISO 8573-1:2010: Adsorber closes to Class 1 on maximum oil content (ppm/wt).

Ordering Information:

P3YFA		1	8	A	SC	N
Basic Series	Thread Type*	Port Size		Element	Drain Type	
Coalescing Filter P3YFA	BSPP 1 NPT 9	3/4 6	1 8	D 0.01 micron Element with DPI Standard	SC Combined Manual / Semi-Auto Drain	SA Auto drain
				A Adsorber		
				2 1 Micron		

* Note: For 1-1/2" ported unit, please order P3YKA*BCP port block kit separately.

Most Popular

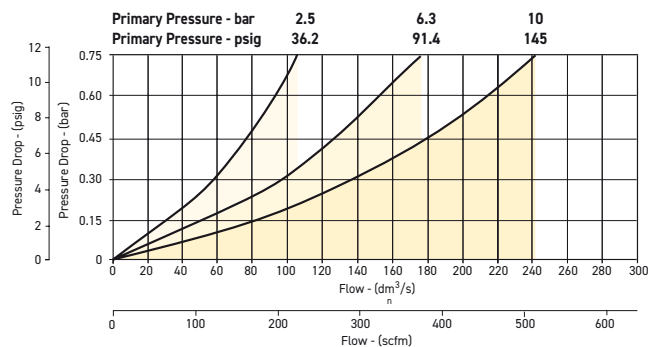
Auto drain is recommended for 0,01 or 1 micron. Manual drain for adsorber.

Material Specifications	
Body	Aluminum
Sight glass and bowl	Polypropylene
Filter cover	ABS
Coalescing element	Borosilicate & nano fibers
Top & bottom end cap (coalescing)	Aluminum
Adsorber element	Activated carbon
Top & bottom end cap (adsorber)	Glass filled nylon
Support cylinders	Grade 430 stainless steel
Support media	Polypropylene
Anti re-entrainment barrier	Polyester
Encapsulation	Epoxy resin / hardener
Seals	Nitrile NBR
Manual / semi-auto drain	Acetal
Auto drain	PA / Ø 10mm brass connection
Differential pressure indicator, body	Acetal
Differential pressure indicator, internal parts	Acetal
Differential pressure indicator, spring	Stainless steel
Differential pressure indicator, seals	Nitrile NBR
Differential pressure indicator, support plate	ABS
Differential pressure indicator, screws	Steel / zinc plated

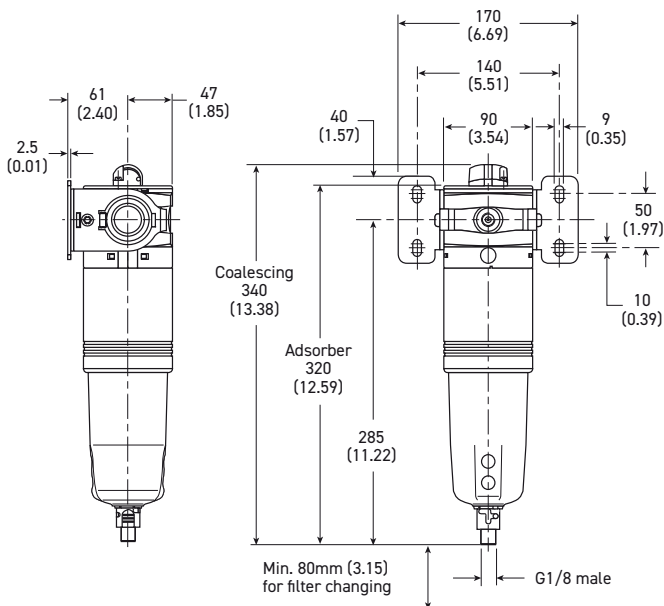
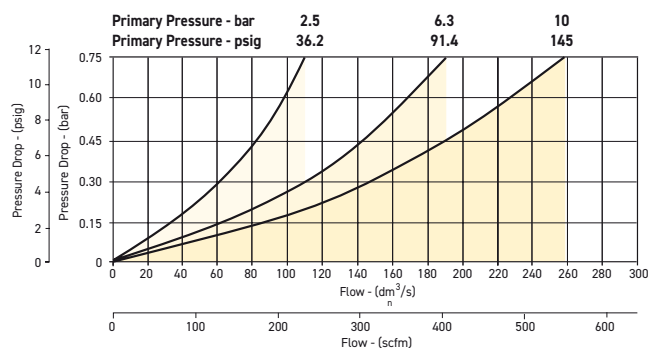
Repair and Service Kits	
0.01 micron element kit	P3YKA00ESC
Adsorber element kit	P3YKA00ESA
1 micron coalescing element kit	P3YKA00ES9
Bowl kit with combined manual / semi auto drain	P3YKA00BSC
Bowl kit with auto drain	P3YKA00BSA
Differential pressure indicator kit	P3YKA00RQ

Flow Characteristics

(3/4") 0.01 Micron Coalescing Filter Saturated



(1") 0.01 Micron Coalescing Filter Saturated



mm (Inches)

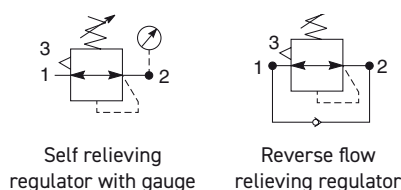
Most Popular

P3Y SERIES

Regulators

P3Y Regulators - Large

- Integral 3/4" or 1" ports (BSPP and NPT)
- Robust but lightweight aluminum construction
- Secondary pressure ranges 12 and 16 bar
- Rolling diaphragm for extended life
- Secondary aspiration plus rolling diaphragm provides quick response and accurate pressure regulation
- Optional tamperproof regulator padlock
- Reverse flow / relieving option
- Low temperature -40°C (-40°F)



Port Size	Description	Part Number
3/4"	174 psig relieving + pressure gauge	P3YRA16BNFN
1"	174 psig relieving + pressure gauge	P3YRA18BNFN



Operating Information

Supply pressure (max)*:	254 psig (17.5 bar)
Operating temperature:	-40°F to 140°F (-40°C to 60°C)
Flow capacity†:	3/4" 380 scfm (179.3 dm ³ /s, ANR) 1" 550 scfm (259.6 dm ³ /s, ANR)
Fluid:	Compressed air
Gauge port (x2):	1/4"
Weight:	2.4 lb (1.08 kg)

† Inlet pressure 145 psig (10 bar) inlet pressure, 91.4 psig (6.3 bar) set pressure and 7.3 psig (0.5 bar) pressure drop.

* Air supply must be dry enough to avoid ice formation at temperatures below 35.6°F (2°C).

Ordering Information:

Basic Series		Thread Type*		Port Size		Relief		Lockable		Adjustment Range	
Regulator	P3YRA	BSPP	1	3/4	6	B	Relieving	N	Standard	F	0 to 174 psi (0 to 12 bar), Gauge
		NPT	9	1	8	R	Reverse Flow / Relieving	A†	Lockable	J	0 to 232 psi (0 to 16 bar), Gauge

* **Note:** For 1-1/2" ported unit, please order P3YKA*BCP port block kit separately.

† Not field convertible.

Most Popular

Material Specifications	
Body	Aluminum
Bonnet	Glass filled polyamide
Regulator cover	ABS
Control knob	Glass filled polyamide
Valve	Brass / NBR
Seals	Nitrile NBR
Screws	Steel / zinc plated

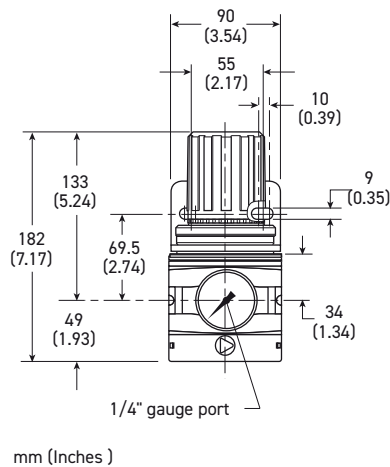
Repair and Service Kits	
Angle bracket + metal lock ring	P3YKA00MS
Panel mounting nut	P3YKA00MM
Diaphragm kit (relieving type)	P3YKA00RR
Diaphragm kit (non-relieving type)	P3YKA00RN
0 to 300 psig (0 to 20 bar), gauge 1/4 BSP	P6G-ERB2200
0 to 300 psig (0 to 20 bar), gauge 1/4 NPT	K4520N14300

⚠ WARNING

**Product rupture can cause serious injury.
Do not connect regulator to bottled gas.
Do not exceed Maximum primary pressure rating.**

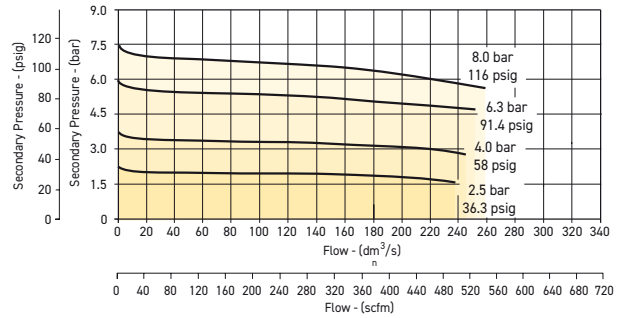
CAUTION:

REGULATOR PRESSURE ADJUSTMENT – The working range of knob adjustment is designed to permit outlet pressures within their full range. Pressure adjustment beyond this range is also possible because the knob is not a limiting device. This is a common characteristic of most industrial regulators, and limiting devices may be obtained only by special design. For best performance, regulated pressure should always be set by increasing the pressure up to the desired setting.

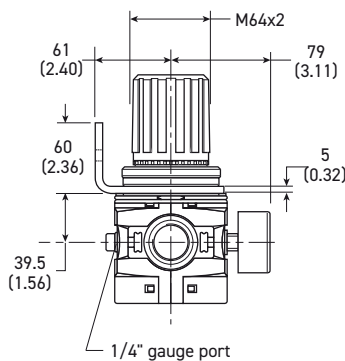
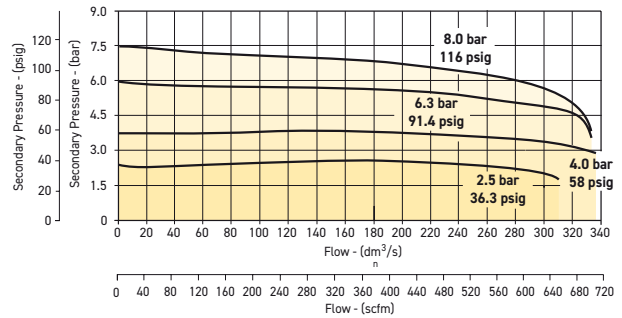


Flow Characteristics

(3/4") Regulator



(1") Regulator



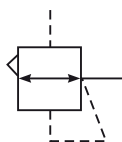
Most Popular

P3Y SERIES

Pilot Operated Regulators

P3Y Pilot Operated Regulator - Large

- Integral 3/4" or 1" ports (BSPP & NPT)
- Pilot controlled regulators can be mounted "out of reach" with pilot regulator installed in a convenient location
- Constant pilot bleed control for accurate pressure control
- Balanced poppet provides quick response
- High flow



Port Size	Description	Part Number
3/4"	Pilot operated regulator	P3YRA16BPPN
1"	Pilot operated regulator	P3YRA18BPPN



Operating Information

Supply pressure (max):	254 psig (17.5 bar)
Operating temperature:	-40°F to 140°F (-40°C to 60°C)
Flow capacity†:	3/4" 550 scfm (259.6 dm ³ /s, ANR)
	1" 550 scfm (259.6 dm ³ /s, ANR)

Fluid: Compressed air

Weight: 2.6 lb (1.2 kg)

† Inlet pressure 145 psig (10 bar) inlet pressure, 91.4 psig (6.3 bar) set pressure and 7.3 psig (0.5 bar) pressure drop.

Ordering Information:

P3YRA		1	8	BPPN	
Basic Series		Thread Type*		Port Size	
Pilot Operated Regulator	P3YRA	BSPP	1	3/4	6
		NPT	9	1	8

* **Note:** For 1-1/2" ported unit, please order P3YKA*BCP port block kit separately.

Most Popular

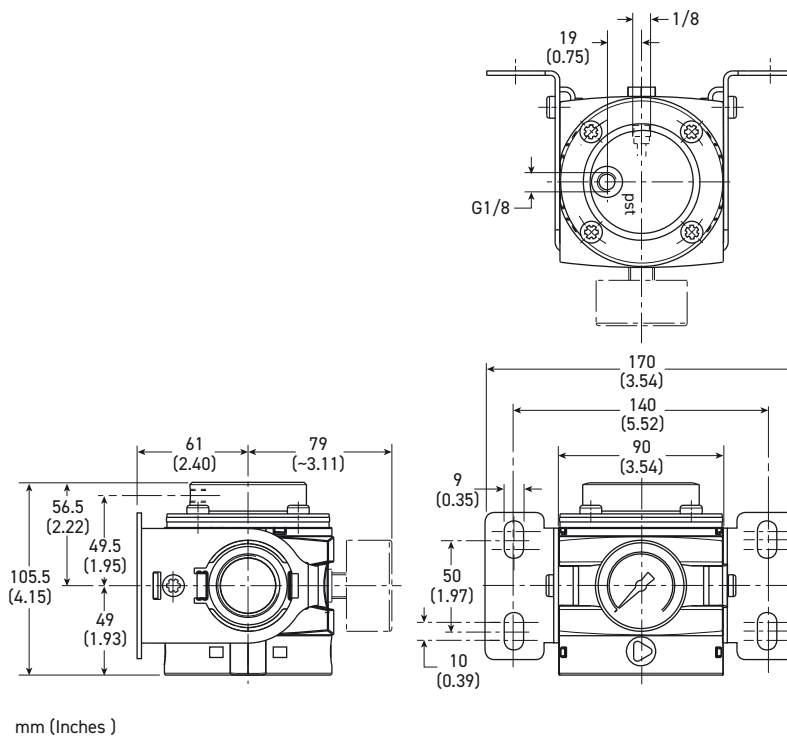
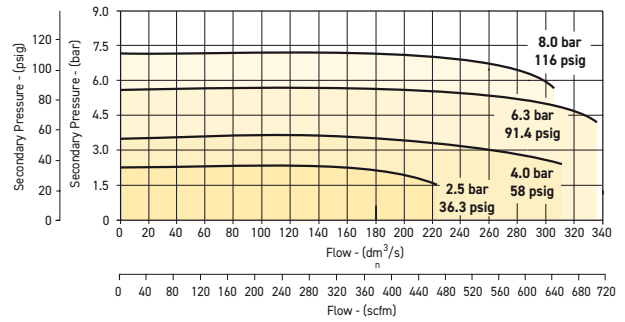
Material Specifications	
Body	Aluminum
Body cover	ABS
Valve	Brass / NBR composite
Pilot valve booster	Aluminum
Seals	Nitrile NBR
Screws	Zinc plated steel

⚠ WARNING

**Product rupture can cause serious injury.
Do not connect regulator to bottled gas.
Do not exceed Maximum primary pressure rating.**

Flow Characteristics

3/4" and 1" Pilot Regulator



Most Popular

P3Y SERIES

Filter / Regulators

P3Y Filter / Regulator - Large

- Integral 3/4" or 1" ports (BSPP or NPT)
- High efficiency element as standard
- Excellent water removal efficiency
- Robust but lightweight aluminum construction
- Secondary pressure ranges 12 and 16 bar
- Rolling diaphragm for extended life
- Secondary aspiration plus balanced poppet provides quick response and accurate pressure regulation.
- Reverse flow / relieving option
- Low temperature -40°C (-40°F) with combined manual / semi-auto drain as standard



Port Size	Description (0 to 174 psi)	Part Number
3/4"	Relieving, Gauge, Combined Manual / Semi-Auto Drain	P3YEA16ESCBNFN
3/4"	Relieving, Gauge, Auto Drain	P3YEA16ESABNFN
1"	Relieving, Gauge, Combined Manual / Semi-Auto Drain	P3YEA18ESCBNFN
1"	Relieving, Gauge, Auto Drain	P3YEA18ESABNFN



Operating Information

Supply pressure (max)*:	254 psig (17.5 bar)
Operating temperature:	
Auto drain	14°F to 140°F (-10°C to 60°C)
Combined drain	-40°F to 140°F (-40°C to 60°C)
Standard filtration:	5 micron
Manual / semi-auto drain:	Closed at 11.6 psig (0.8 bar) G1/8 thread male
Auto drain bowl pressure:	Closed at 11.6 psig (0.8 bar)
Bowl capacity:	4.4 US oz. (130 cm ³)
Standard filtration:	5 micron
Flow capacity†:	3/4" 335 scfm (158.1 dm ³ /s, ANR) 1" 465 scfm (219.5 dm ³ /s, ANR)
Fluid:	Compressed air
Gauge port (x2):	1/4"
Weight:	3.3 lb (1.5 kg)
† Inlet pressure 91.4 psig (6.3 bar) inlet pressure and 7.3 psig (0.5 bar) pressure drop.	
* Air supply must be dry enough to avoid ice formation at temperatures below 35.6°F (2°C).	

Air quality: Within ISO 8573-1: 2010 Class 6 and 7 (Particulates)

Ordering Information:

Basic Series		Thread Type*		Port Size		Drain Type		Relief		Lockable		Adjustment Range	
Filter / Regulator	P3YEA	BSPP	1	3/4	6	SC	Combined Manual / Semi-Auto Drain	B	Relieving	N	Standard	F	0 to 174 psi (0 to 12 bar), Gauge
		NPT	9	1	8	SA	Auto Drain	R	Reverse Flow / Relieving	A†	Lockable	J	0 to 232 psi (0 to 16 bar), Gauge
						Element							
						E	5 micron						

Note:

* For 1-1/2" ported unit, please order P3YKA*BCP port block kit separately.

† Not field convertible.

Most Popular

Material Specifications	
Body	Aluminum
Sight glass and bowl	Polypropylene
Body cover	ABS
Element	Sintered polypropylene
Seals	Nitrile NBR
Manual / semi-auto drain	Acetal
Auto drain	PA / Ø 10 mm brass connection
Bonnet	Glass filled polyamide
Control Knob	Glass filled polyamide
Valve	Brass / NBR
Screws	Steel / zinc plated

Repair and Service Kits	
5 micron element kit	P3YKA00ESE
30 micron element kit	P3YKA00ESG
Bowl kit with combined manual/semi auto drain	P3YKA00BSC
Bowl kit with auto drain	P3YKA00BSA
Key lock kit	P3XKA00AS
Diaphragm kit (relieving type)	P3YKA00RR
Diaphragm kit (non-relieving type)	P3YKA00RN
Angle bracket + metal lock ring	P3YKA00MS
Panel mount nut	P3YKA00MM
0 to 300 psig (0 to 20 bar), gauge 1/4 BSP	P6G-ERB2200
0 to 300 psig (0 to 20 bar), gauge 1/4 NPT	K4520N14300

⚠ WARNING

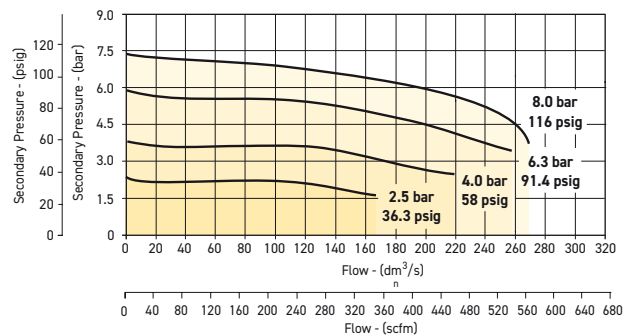
**Product rupture can cause serious injury.
Do not connect regulator to bottled gas.
Do not exceed Maximum primary pressure rating.**

CAUTION:

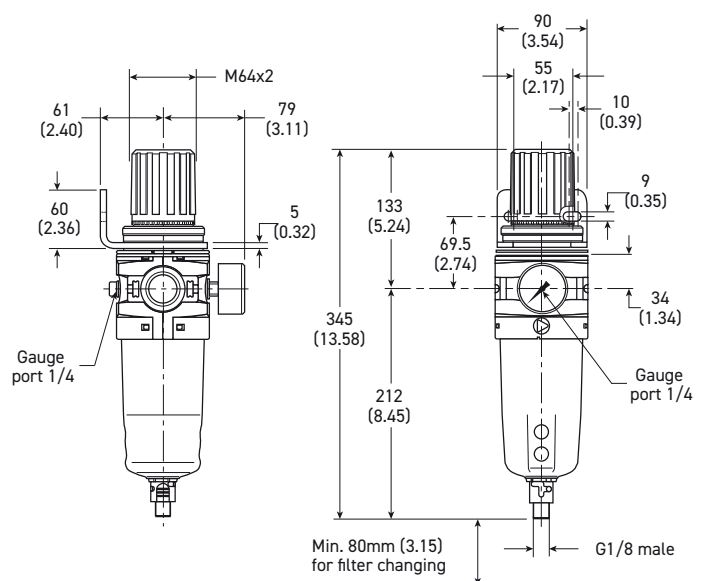
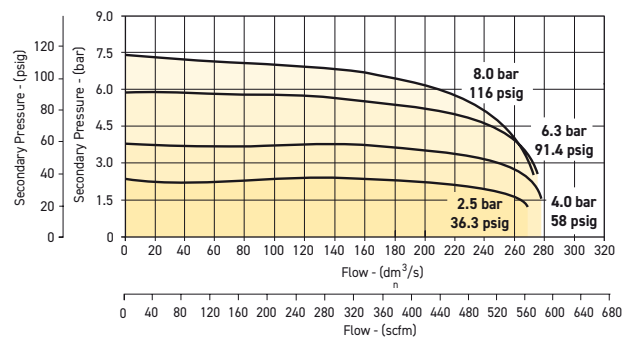
REGULATOR PRESSURE ADJUSTMENT – The working range of knob adjustment is designed to permit outlet pressures within their full range. Pressure adjustment beyond this range is also possible because the knob is not a limiting device. This is a common characteristic of most industrial regulators, and limiting devices may be obtained only by special design. For best performance, regulated pressure should always be set by increasing the pressure up to the desired setting.

Flow Characteristics

(3/4") 5 Micron Filter / Regulator



(1") 5 Micron Filter / Regulator



mm (Inches)

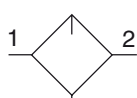
Most Popular

P3Y SERIES

Lubricators

P3Y Lubricator - Large

- Integral 3/4" or 1" ports (BSPP and NPT)
- Robust but lightweight aluminum construction
- Proportional oil delivery over a wide range of air flows
- Possible to fill under system pressure eliminating down time
- Large oil reservoir



Lubricator
with drain

Port Size	Description	Part Number
3/4"	Oil Mist, Fill Under Pressure	P3YLA16LSNN
1"	Oil Mist, Fill Under Pressure	P3YLA18LSNN

Operating Information

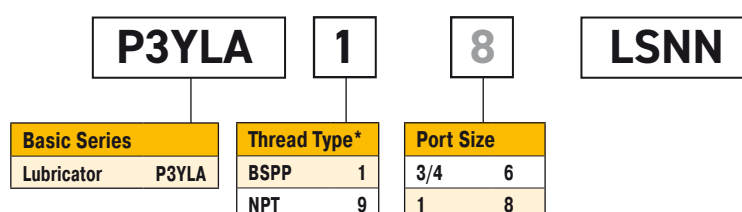
Supply pressure (max)*:	254 psig (17.5 bar)
Operating temperature*:	14°F to 140°F (-10°C to 60°C)
Flow capacity†:	3/4" 315 scfm (148.2 dm ³ /s, ANR)
	1" 390 scfm (184.1 dm ³ /s, ANR)
Fluid:	Compressed air
Weight:	1.8 lb (0.8 kg)

† Inlet pressure 91.4 psig (6.3 bar) inlet pressure and 7.3 psig (0.5 bar) pressure drop.

* Air supply must be dry enough to avoid ice formation at temperatures below 35.6°F (2°C).

Low flow start point (lubrication pick-up): at 6.3 bar (91.4 psig) inlet pressure 0.5 dm³/s (1.1 scfm).

Ordering Information:



* **Note:** For 1-1/2" ported unit, please order P3YKA*BCP port block kit separately.

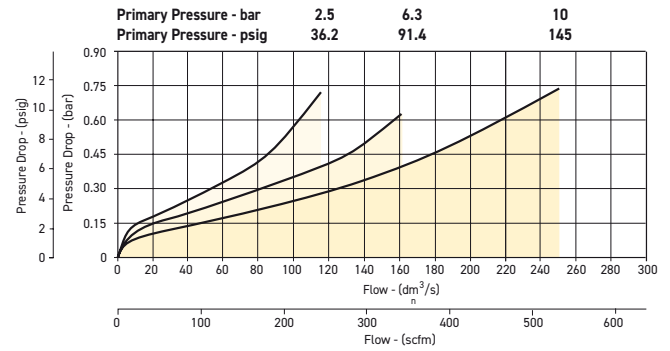
Most Popular

Material Specifications	
Body	Aluminum
Sight glass and bowl Polypropylene	Polypropylene
Sight dome	Polyamide
Lubricator cover	ABS
Top & bottom end cap	Glass filled nylon
Bayonet support	Nylon
Seals	Nitrile NBR

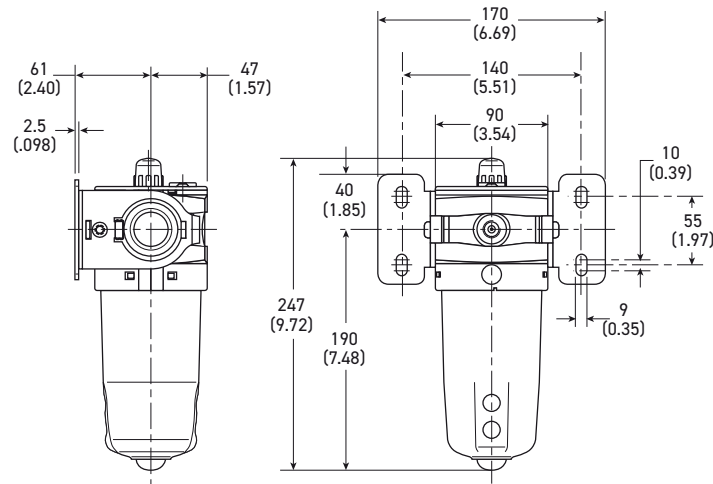
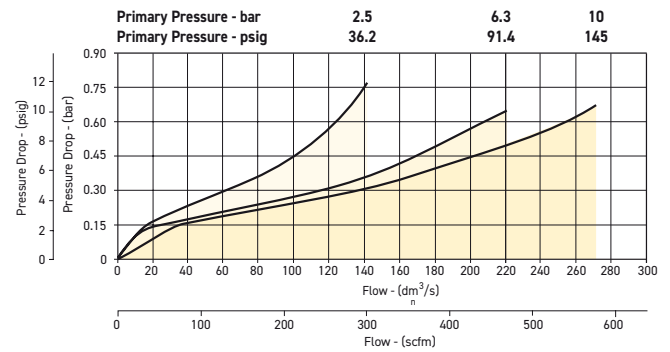
Repair and Service Kits	
Bowl kit	P3YKA00BSN
Refill plug	P3YKA00PL
Lubricator Oil VG32 - 1 litre 0,92 kg	P3YKA00PPBB

Flow Characteristics

(3/4") Lubricator



(1") Lubricator



mm (Inches)

Most Popular

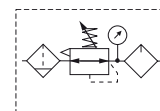
P3Y SERIES

Combination Units

P3Y Combinations - Large



Filter + Regulator + Lubricator Combinations 5 micron element, 12 bar (174 psig) regulator + gauge and wall mounting bracket



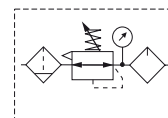
Port Size	Flow †	Weight lb (kg)	Combined Manual / Semi-Auto Drain †	Auto Drain †
3/4"	170 scfm (80.2 dm ³ /s, ANR)	7.3 (3.3)	P3YCB16SECNFLNF	P3YCB16SEANFLNF
1"	170 scfm (80.2 dm ³ /s, ANR)	7.3 (3.3)	P3YCB18SECNFLNF	P3YCB18SEANFLNF

† Standard part numbers shown in bold. For other models refer to Options chart below.

‡ Flow with 10 bar (145 psig) inlet pressure, 6.3 bar (91.4 psig) set pressure and 1 bar (14.5 psig) pressure drop.



Filter / Regulator + Lubricator Combinations 5 micron element, 12 bar (174 psig) regulator + gauge and wall mounting bracket



Port Size	Flow †	Weight lb (kg)	Combined Manual / Semi-Auto Drain †	Auto Drain †
3/4"	315 scfm (148.2 dm ³ /s, ANR)	6.2 (2.8)	P3YCA16SECNFLNF	P3YCA16SEANFLNF
1"	390 scfm (184.1 dm ³ /s, ANR)	6.2 (2.8)	P3YCA18SECNFLNF	P3YCA18SEANFLNF

† Standard part numbers shown in bold. For other models refer to Options chart below.

‡ Flow with 10 bar (145 psig) inlet pressure, 6.3 bar (91.4 psig) set pressure and 1 bar (14.5 psig) pressure drop.

Ordering Information:

P3YCA	1	8	SE	C	N	F	LNF																																		
<table border="1"> <thead> <tr> <th colspan="2">Basic Series</th> </tr> </thead> <tbody> <tr> <td>Filter / Regulator + Lubricator</td> <td>P3YCA</td> </tr> <tr> <td>Filter + Regulator + Lubricator</td> <td>P3YCB</td> </tr> </tbody> </table>	Basic Series		Filter / Regulator + Lubricator	P3YCA	Filter + Regulator + Lubricator	P3YCB	<table border="1"> <thead> <tr> <th colspan="2">Thread Type*</th> </tr> </thead> <tbody> <tr> <td>BSPP</td> <td>1</td> </tr> <tr> <td>NPT</td> <td>9</td> </tr> </tbody> </table>	Thread Type*		BSPP	1	NPT	9	<table border="1"> <thead> <tr> <th colspan="2">Port Size</th> </tr> </thead> <tbody> <tr> <td>3/4</td> <td>6</td> </tr> <tr> <td>1</td> <td>8</td> </tr> </tbody> </table>	Port Size		3/4	6	1	8	<table border="1"> <thead> <tr> <th colspan="2">Element</th> </tr> </thead> <tbody> <tr> <td>E</td> <td>5 micron</td> </tr> <tr> <td>G</td> <td>30 micron</td> </tr> </tbody> </table>	Element		E	5 micron	G	30 micron	<table border="1"> <thead> <tr> <th colspan="2">Drain Type</th> </tr> </thead> <tbody> <tr> <td>C</td> <td>Combined Manual / Semi-Auto Drain</td> </tr> <tr> <td>A</td> <td>Auto Drain</td> </tr> </tbody> </table>	Drain Type		C	Combined Manual / Semi-Auto Drain	A	Auto Drain	<table border="1"> <thead> <tr> <th colspan="2">Adjustment Range</th> </tr> </thead> <tbody> <tr> <td>F</td> <td>0-12 bar (0 to 174 psi) with Gauge</td> </tr> <tr> <td>J</td> <td>0-16 bar (0 to 232 psi) with Gauge</td> </tr> </tbody> </table>	Adjustment Range		F	0-12 bar (0 to 174 psi) with Gauge	J	0-16 bar (0 to 232 psi) with Gauge
Basic Series																																									
Filter / Regulator + Lubricator	P3YCA																																								
Filter + Regulator + Lubricator	P3YCB																																								
Thread Type*																																									
BSPP	1																																								
NPT	9																																								
Port Size																																									
3/4	6																																								
1	8																																								
Element																																									
E	5 micron																																								
G	30 micron																																								
Drain Type																																									
C	Combined Manual / Semi-Auto Drain																																								
A	Auto Drain																																								
Adjustment Range																																									
F	0-12 bar (0 to 174 psi) with Gauge																																								
J	0-16 bar (0 to 232 psi) with Gauge																																								

* Note: For 1-1/2" ported unit, please order P3YKA*BCP port block kit separately.



WARNING

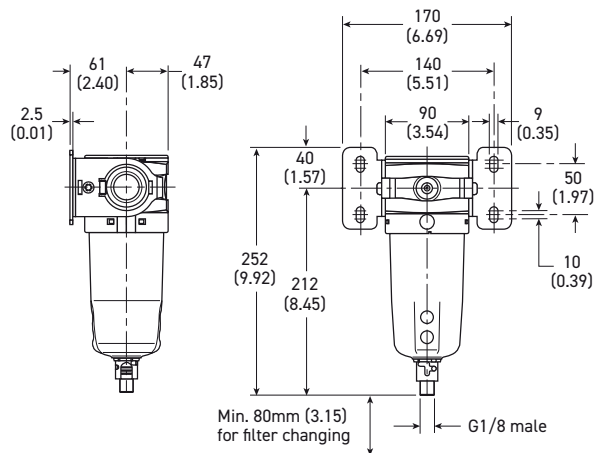
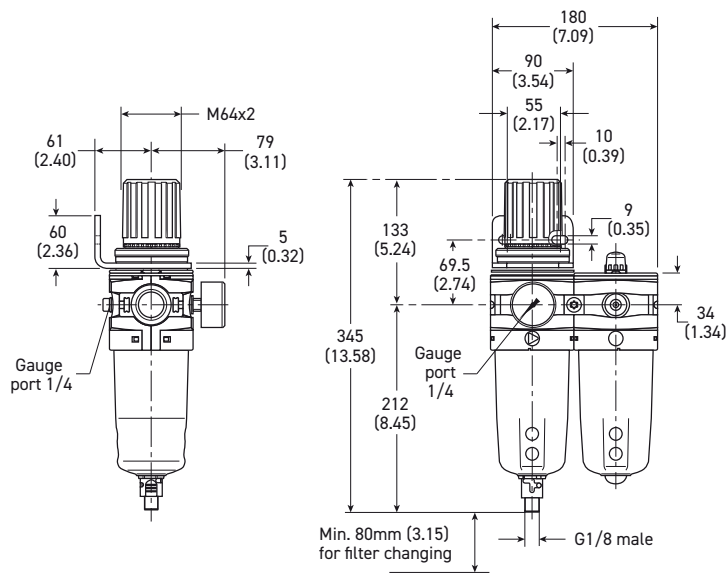
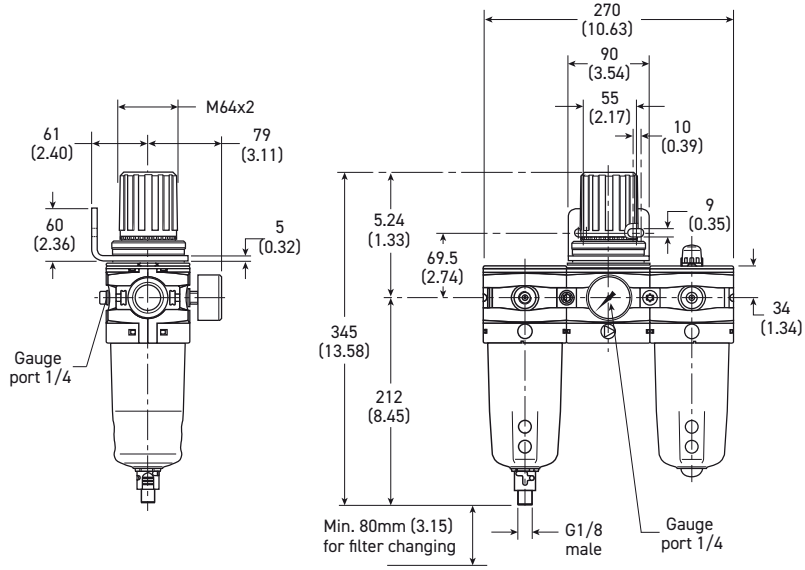
Product rupture can cause serious injury.
Do not connect regulator to bottled gas.
Do not exceed Maximum primary pressure rating.

CAUTION:

REGULATOR PRESSURE ADJUSTMENT – The working range of knob adjustment is designed to permit outlet pressures within their full range. Pressure adjustment beyond this range is also possible because the knob is not a limiting device. This is a common characteristic of most industrial regulators, and limiting devices may be obtained only by special design. For best performance, regulated pressure should always be set by increasing the pressure up to the desired setting.

Most Popular

Popular Combination Dimensions mm (inches)



P3Y SERIES

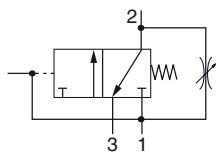
Soft Start / Dump Valve

P3Y Combined Soft Start / Dump Valve - Large

- Modular design with 3/4" & 1" integral ports (BSPP or NPT)
- Provides for the safe introduction of pressure
- Automatically dumps downstream pressure on the loss of pilot signal
- Adjustable slow start
- Solenoid or air pilot options
- High flow & exhaust capability

P3Y Series Combined Soft Start / Dump Valves, provide for the safe introduction of pressure to machines or systems. Soft Start / Dump Valves when set, allow the pressure to gradually build to the set point before fully opening to deliver full flow at line pressure.

The controlled introduction of pressure can be an important safety factor and prevent damage to tooling when air pressure is introduced at machine or system start up.



Port Size	Description	Part Number
3/4"	24VDC 30mm coil	P3YTA16SCNA2CN
1"	24VDC 30mm coil	P3YTA18SCNA2CN



Operating Information

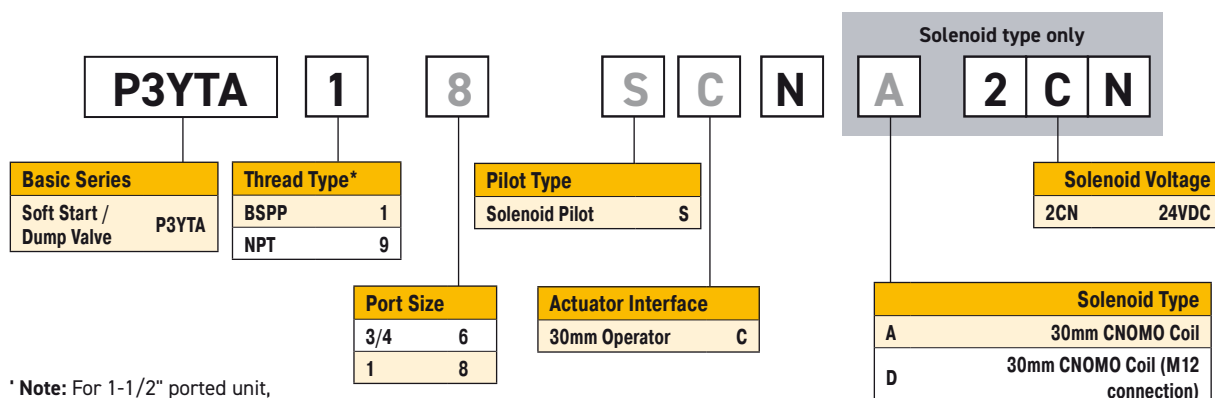
Operating pressure (max):	
30mm coil	232 psig (16 bar)
Operating pressure (min): 2.9 psig (0.2 bar)	
Operating temperature*:	
Solenoid operated	14°F to 140°F (-10°C to 60°C)
Air pilot operated	14°F to 140°F (-10°C to 60°C)
Air pilot port:	1/8"
Exhaust port:	NPT 3/4"
	BSPP 1"
Gauge port:	1/4"
Flow capacity†:	3/4" 371 scfm (175.1 dm ³ /s, ANR)
	1" 424 scfm (200.1 dm ³ /s, ANR)
Fluid:	Compressed air
Weight: Air pilot	3.1 lb (1.4 kg)
30mm coil	3.5 lb (1.6 kg)

† Inlet pressure 91.4 psig (6.3 bar) inlet pressure and 7.3 psig (0.5 bar) pressure drop.

* Air supply must be dry enough to avoid ice formation at temperatures below 35.6°F (2°C).

Snap pressure: Full flow when downstream pressure reaches 50% of the inlet pressure.

Ordering Information:



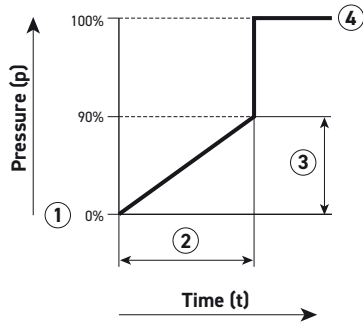
* Note: For 1-1/2" ported unit, please order P3YKA*BCP port block kit separately.

Most Popular

Material Specifications	
Body	Aluminum
Body cover	ABS
Valve	Brass / NBR composite
Pilot valve booster	Aluminum
Seals	Nitrile NBR

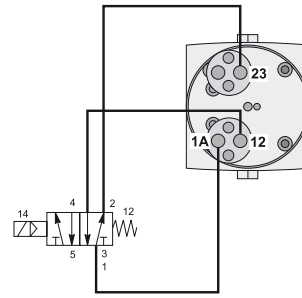
Note: For solenoid coil and cable plug options see solenoid operator pages.

Flow Characteristics

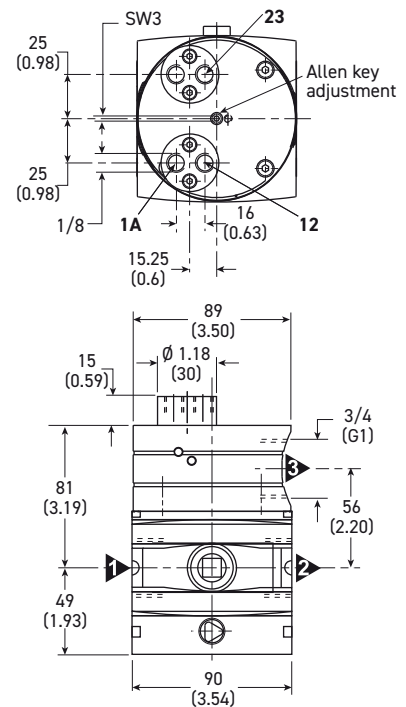
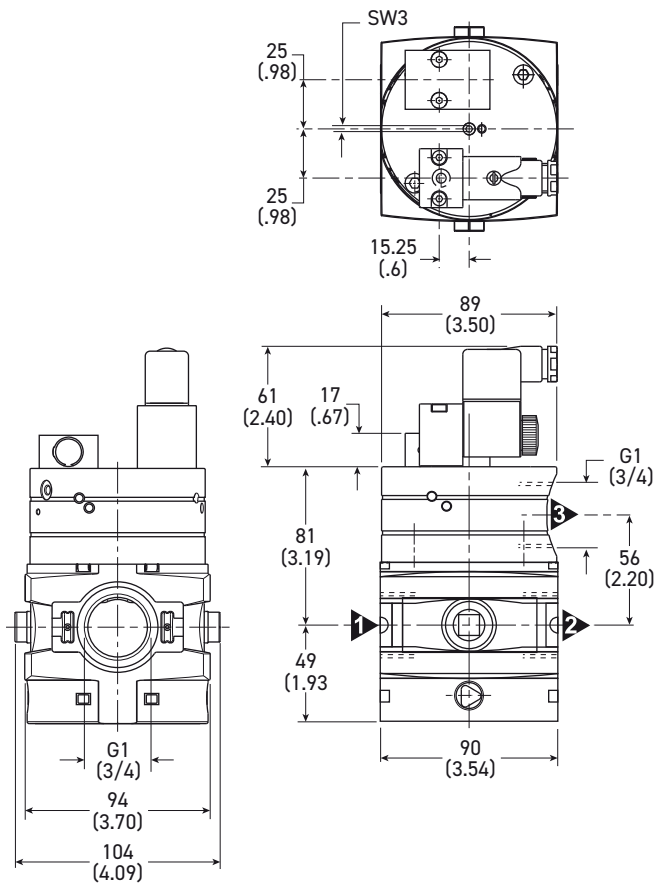
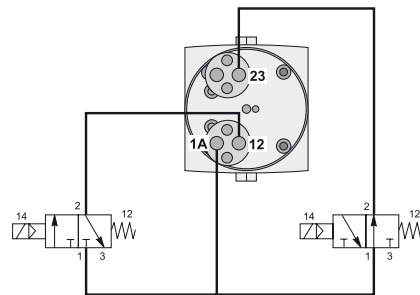


- ① Start signal
- ② Switching time delay
- ③ Gradual pressure build up
- ④ Operating pressure p2 (= p1)

Combined start / stop function



Combined start / stop function with acknowledgement

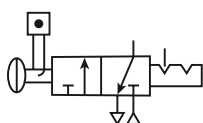


P3Y SERIES

Soft Start Valve

P3Y Modular Ball Valve - Large

- Positive bubble tight shut-off
- 90° turn handle to prevent unauthorized adjustment
- Pad lockable (up to 6 times)
- When the inlet pressure is turned off the downstream vents through the exhaust port



Ball / Lockout Valve shuts off downstream line pressure in the closed position with a 90° turn of the handle. In the closed position, inlet air pressure is blocked and downstream / system air is exhausted through a threaded port. To prevent unauthorized adjustment, the padlock slide may be assembled on either side. It is recommended that this slide is installed after final system assembly.

The Safety Lockout valves conform to OSHA #29 CFR part 1910 – control of hazardous energy source (lockout / tagout).



Operating Information

Operating pressure (max):	254 psig (17.5 bar)	
Operating pressure (min):	29 psig (2 bar)	
Operating temperature:	14°F to 140°F (-10°C to 60°C)	
Flow capacity†:	3/4"	705.6 scfm (333 dm ³ /s, ANR)
	1"	705.6 scfm (333 dm ³ /s, ANR)
Weight:	3/4"	2.4 lb (1.1 kg)
	1"	2.4 lb (1.1 kg)

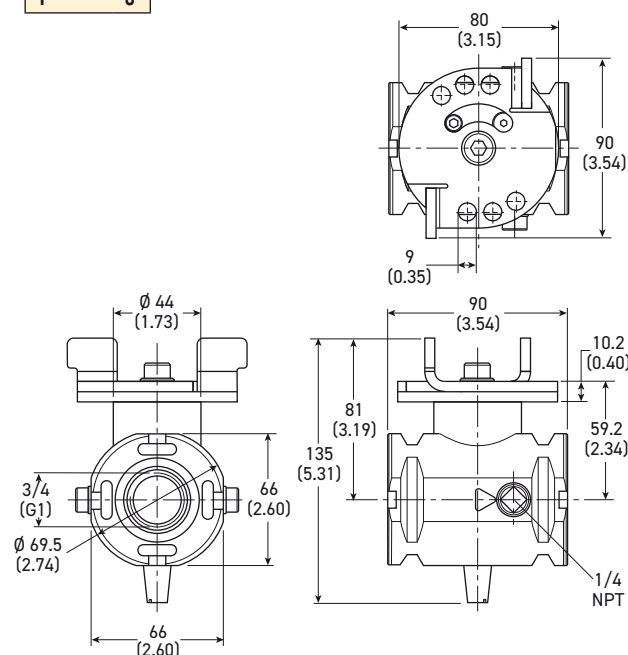
Ordering Information:

P3YVA **1** **8** **LBN**

Basic Series		Thread Type*		Port Size	
Modular Ball Valve	P3YVA	BSPP	1	3/4	6
		NPT	9	1	8

* Note: For 1-1/2" ported unit, please order P3YKA*BCP port block kit separately.

Material Specifications	
Body	Aluminum
Valve ball	Brass / nickle plated
Handle	Aluminum
Seals	Nitrile NBR
Exhaust silencer	Sintered bronze



mm (Inches)

Most Popular

P3Y SERIES

Accessories

Modular Manifold




P3Y Series Manifolds provide up to 4 extra outlet ports. They may be assembled at any position in a combination e.g. before the lubricator to provide oil free take off or at the end of a combination to provide extra outlet ports.

Thread Type	Part Number
BSPP	P3YMA1V0N
NPT	P3YMA9V0N

Port sizes

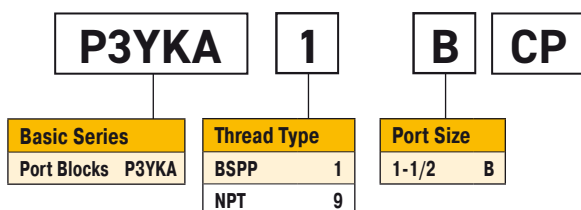
Inlet Port	Top	Bottom	Front and Back
3/4", 1"	1/8"	1"	1/4"

Optional Port Block Kits



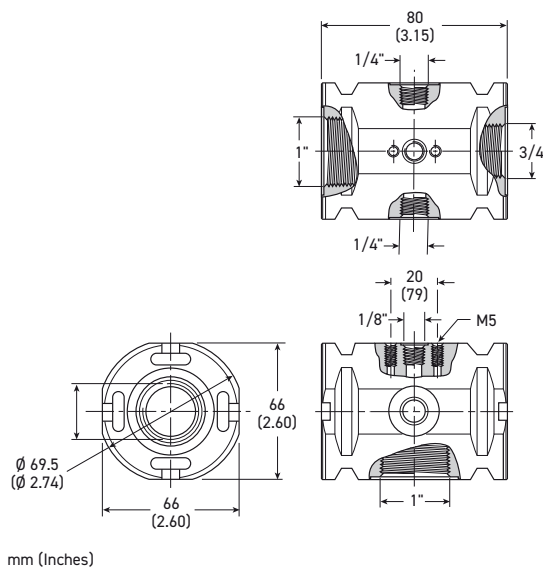
- To change port sizes Port Block Kits are available.
- Allows assemblies to be removed from a hard piped system.

Ordering Information:

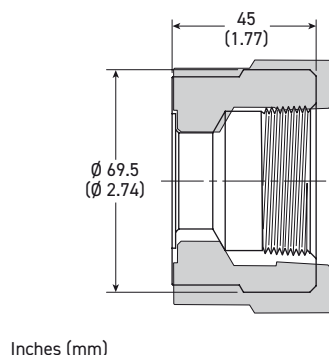


Most Popular

Material Specifications	
Body	Aluminum
Weight	0.7 kg (1.5 lb)











Material Specifications	
Body	Aluminum
Weight	0.65 kg (1.43 lb)



P3Y SERIES

Accessories

Description		Connection	Weight lb (kg)	Part Number	
0.01 micron Element Kit				P3YKA00ESC	
1 micron Element Kit				P3YKA00ES9	
5 micron Element Kit				P3YKA00ESE	
30 micron Element Kit				P3YKA00ESG	
Adsorber Element Kit				P3YKA00ESA	
Bowl Kit With Combined Manual / Semi-Auto Drain				P3YKA00BSC	
Bowl Kit With Auto Drain				P3YKA00BSA	
Bowl Kit				P3YKA00BSN	
Connector O-Ring Kit	Qty: 5			P3YKA08CY	
Differential Pressure Indicator Kit				P3YKA00RQ	
Diaphragm Kit (Relieving Type)				P3YKA00RR	
Diaphragm Kit (Non-Relieving Type)				P3YKA00RN	
Key Lock (Replacement)				P3XKA00AS	
Lubricator Oil	VG32 - 1 litre		2.03 (0.92)	P3YKA00PPBB	
Neck Mounting Bracket Kit			8.27 (3.75)	P3YKA00MS	
P3y Connecting Kit			0.11 (0.05)	P3YKA00CB	
Panel Mounting Nut (Aluminum)			1.54 (0.70)	P3YKA00MM	
Pressure Gauge	0 to 300 psig 0 to 20 bar	1/4 BSP 1/4 NPT	0.13 (0.06)	P6G-ERB2200 K4520N14300	
Refill Plug				P3YKA00PL	
Wall Mounting Brackets			0.44 (0.2)	P3YKA00CW	

Most Popular

